

MAHLE

JUNTAS
GASKETS
JUNTAS



Aftermarket 2019 / 2020

WWW.MAHLE-AFTERMARKET.COM

 **MAHLE**[®]
METAL
LEVE[®]

Índice

P

Catálogos adicionais	Página	3	Jeep	Página	160-161
Informações técnicas.....	Página	4	John Deere.....	Página	162-163
Acura	Página	18-21	Kia.....	Página	164-167
Alfa Romeo.....	Página	22-27	Lada.....	Página	168-169
Asia Motors	Página	28-29	Lancia	Página	170-175
Audi.....	Página	30-41	Land Rover.....	Página	176-177
Autobianchi	Página	42-43	Lexus	Página	178-179
Bedford	Página	44-45	Leyland.....	Página	180-181
BMW.....	Página	46-53	Maruti.....	Página	182-183
Caterpillar	Página	54-55	Mazda	Página	184-189
Chevrolet.....	Página	56-57	Mercedes-Benz	Página	190-201
Chrysler	Página	58-63	Mitsubishi	Página	202-211
Citroën	Página	64-73	MWM	Página	212-215
Cummins.....	Página	74-75	Nissan	Página	216-221
Dacia.....	Página	76-77	Opel	Página	222-227
Daewoo.....	Página	78-79	Perkins	Página	228-231
Daihatsu	Página	80-81	Peugeot.....	Página	232-243
Dodge	Página	82-85	Piaggio	Página	244-245
Eagle	Página	86-87	Proton	Página	246-247
Fiat	Página	88-105	Renault.....	Página	248-269
Fiat Tractor	Página	106-107	Rover Group.....	Página	270-271
Ford	Página	108-119	Saab	Página	272-273
Ford Industrial.....	Página	120-121	Scania	Página	274-275
Galoper.....	Página	122-123	Seat	Página	276-281
Geo	Página	124-125	Skoda.....	Página	282-285
GM.....	Página	126-129	SsangYong	Página	286-287
Holden	Página	130-131	Subaru	Página	288-289
Honda	Página	132-143	Suzuki	Página	290-295
Hyundai	Página	144-147	Talbot	Página	296-297
Infiniti.....	Página	148-149	Toyota	Página	298-311
Innocenti	Página	150-151	Valmet	Página	312-313
Isuzu	Página	152-153	Volkswagen	Página	314-331
Iveco	Página	154-159	Volvo	Página	332-341
			Tabela de conversão.....	Página	342-513

P

Sobre este catálogo..... Página 1-5

EN

About this catalogue..... Page 7-11

ES

Acerca de este catálogo Página 13-17

**OS PRODUTOS DA MAHLE POSSUEM
CERTIFICAÇÃO COMPULSÓRIA**

JOGOS DE ANÉIS
PISTON RING SETS
JUEGOS DE ANILLOS



FILTROS
FILTERS
FILTROS



Aftermarket 2019/2020
WWW.MAHLE-AFTERMARKET.COM

MAHLE
METAL LEVE

MAHLE
METAL LEVE

Catálogos adicionais

Além deste catálogo*, a MAHLE Metal Leve disponibiliza o seguinte material informativo:

- Catálogo de Pistões, Camisas, Kits e Bronzinas;
 - Catálogo de Jogos de Anéis;
 - Catálogo de Válvulas, Guias e Sedes de Válvulas;
- Catálogo de Filtros.
- Você pode encontrar uma versão mais atualizada de nossos catálogos em nossa página web (www.mahle-aftermarket.com).

OS PRODUTOS DA MAHLE POSSUEM CERTIFICAÇÃO COMPULSÓRIA

Os produtos MAHLE que possuem certificação compulsória do INMETRO, de acordo com as portarias 301/11, 275/12, 16/13 e 29/15, são: pistões de liga leve de alumínio (Ciclo Otto e Diesel), pinos de pistão, anéis de pistão, bronzinas planas, bronzinas com flange, buchas e arruelas de encosto. A MAHLE coloca dois canais de contato exclusivos à disposição de seus parceiros que desejam saber mais sobre a Certificação Compulsória para Componentes Automotivos: acesse www.certificacaomahle.com.br ou envie sua mensagem para duvidas.certificacao@br.mahle.com.

*TODOS OS DIREITOS RESERVADOS PARA A MAHLE METAL LEVE S.A. Proibida a comercialização e/ou reprodução total ou parcial desta obra, por qualquer meio ou processo, especialmente por sistemas gráficos, microfílmicos, fotográficos, reprográficos, fonográficos e videográficos. Vedada a memorização e/ou a recuperação total ou parcial, bem como a inclusão de qualquer parte desta obra em qualquer sistema de processamento de dados. Essas proibições também aplicam-se às características gráficas da obra e à sua editoração. A violação dos direitos autorais é punível com crime (art. 184 e parágrafos do Código Penal), com pena de prisão e multa, busca e apreensão e indenizações diversas (arts. 101 a 110 da Lei 9.610 de 19.02.1998, Lei dos Direitos Autorais).

MAHLE: presente nos mais exigentes mercados.

Investir em novas tecnologias e soluções. Aprimorar produtos e serviços. Garantir a satisfação total dos clientes. Em cada etapa, a qualidade é uma preocupação constante no grupo MAHLE. É assim que suas empresas criam e fabricam produtos com padrões de excelência que atendem aos mais exigentes mercados. No Brasil, são disponibilizadas linhas completas de componentes para motor e sistemas de filtração. Para complementar nosso catálogo de produtos, a MAHLE Metal Leve oferece também uma linha completa de juntas para motores leve e diesel.



Uma linha completa para todas as aplicações

A MAHLE Metal Leve oferece a linha de juntas mais completa do mercado brasileiro. São jogos de junta motor, jogos de junta superior, jogos de junta inferior e juntas de cabeçote.


Juntas de cabeçote

- Juntas compostas de uma chapa de aço perfurada, à base de aramida ou grafite de ambos os lados. Quando aplicadas ao motor, não necessitam de retorque após a sua montagem.
- Juntas compostas de chapas de aço sólidas, material à base de aramida ou grafite em ambos os lados. São usadas em motores que exigem juntas mais resistentes que a versão anterior.
- Juntas em metal-elastômero, compostas de uma base de metal para vedação da câmara de combustão e de perfis de elastômeros 3D injetados. São usadas para a vedação das passagens de água e óleo. São utilizadas principalmente em motores diesel turbinados.

- Juntas metálicas Multifolhas (Multilayer), compostas com chapas metálicas revestidas com material elastomérico (coating), que, aplicadas no motor, não necessitam de retorque após a montagem. Estas juntas são utilizadas em motores onde existe uma alta pressão de combustão (até 150 bar).

Retentores

Nitrílica, Silicone, Poliacrílica, Viton, PTFE e outros. Cada junta e retentor é projetado e fabricado com materiais e tecnologia de ponta, proporcionando o máximo em desempenho, resistência e durabilidade para todas as aplicações. É o padrão de qualidade MAHLE, líder mundial em componentes para motor, criando novas alternativas para o mercado brasileiro de reposição.



Overview

EN

english

Additional catalogues	Page	3	Jeep	Page	160-161
Technical information	Page	4	John Deere.....	Page	162-163
Acura	Page	18-21	Kia.....	Page	164-167
Alfa Romeo.....	Page	22-27	Lada.....	Page	168-169
Asia Motors	Page	28-29	Lancia	Page	170-175
Audi.....	Page	30-41	Land Rover.....	Page	176-177
Autobianchi	Page	42-43	Lexus	Page	178-179
Bedford	Page	44-45	Leyland.....	Page	180-181
BMW.....	Page	46-53	Maruti.....	Page	182-183
Caterpillar	Page	54-55	Mazda	Page	184-189
Chevrolet.....	Page	56-57	Mercedes-Benz	Page	190-201
Chrysler	Page	58-63	Mitsubishi	Page	202-211
Citroën	Page	64-73	MWM	Page	212-215
Cummins.....	Page	74-75	Nissan	Page	216-221
Dacia.....	Page	76-77	Opel	Page	222-227
Daewoo.....	Page	78-79	Perkins	Page	228-231
Daihatsu	Page	80-81	Peugeot.....	Page	232-243
Dodge	Page	82-85	Piaggio	Page	244-245
Eagle	Page	86-87	Proton	Page	246-247
Fiat	Page	88-105	Renault.....	Page	248-269
Fiat Tractor	Page	106-107	Rover Group.....	Page	270-271
Ford	Page	108-119	Saab	Page	272-273
Ford Industrial.....	Page	120-121	Scania	Page	274-275
Galoper.....	Page	122-123	Seat	Page	276-281
Geo	Page	124-125	Skoda.....	Page	282-285
GM.....	Page	126-129	SsangYong	Page	286-287
Holden	Page	130-131	Subaru	Page	288-289
Honda	Page	132-143	Suzuki	Page	290-295
Hyundai	Page	144-147	Talbot	Page	296-297
Infiniti.....	Page	148-149	Toyota	Page	298-311
Innocenti	Page	150-151	Valmet	Page	312-313
Isuzu	Page	152-153	Volkswagen	Page	314-331
Iveco	Page	154-159	Volvo	Page	332-341
			Cross reference	Page	342-513

P Sobre este catálogo..... Página 1–5

EN About this catalogue..... Page 7–11

ES Acerca de este catálogo Página 13–17

MAHLE PRODUCTS HAVE MANDATORY CERTIFICATION



Additional catalogues

In addition to this catalogue*, the following information material is available from MAHLE Metal Leve: ■ Catalogue for Filters

- Catalogue for Piston, Cylinders, Kits and Bearings
- Catalogue for Piston Ring Sets
- Valves, Guides and Valve Seats Catalogue

You can find an updated version of our catalogs on our website (www.mahle-aftermarket.com).


MAHLE'S PRODUCTS HAVE COMPULSORY CERTIFICATION

MAHLE's products with the INMETRO compulsory certification, according to Ordinances 301/11, 275/12, 16/13 and 29/15, include: lightweight aluminum alloy pistons (Otto and Diesel Cycle), piston pins, piston rings, plain bearings, flanged bearings, bushings, and thrust washers. MAHLE provides two unique contact channels for its partners who wish to learn more about the Compulsory Certification for Automotive Components. Please visit www.certificacaomahle.com.br or send your message to duvidas.certificacao@br.mahle.com.

*ALL RIGHTS RESERVED TO MAHLE METAL LEVE S.A. It is strictly prohibited any trading and/or total or partial copying of this work, by any way or process, mainly by graphic systems, microfilm, photographic, reprographics, phonographs and video graphics. Forbidden memorization and/or total or partial recover, as well the inclusion of any part of this work at any data processing system. These prohibitions also apply for graphics characteristics of this work and its publishing. Violation of authorial rights is punished as criminal (art. 184 and paragraphs of Penal Code), prison punishment and fine, search and attachment and indemnity (arts. 101 to 110 of Law 9.610 of 19.02.1998, Law of Authorial Rights).

MAHLE: present in the most demanding markets.

Seeking to attend to the dynamics and continual evolution of market demands and the specific needs of its customers, MAHLE provides engine gasket sets, and cylinder head gaskets. A broad portfolio of products that never stops growing and evolving constantly.



A complete line for all applications

The gaskets provided are designed, developed and produced with excellent materials and technologies, following the strictest quality standards. It results in gaskets with more strength and durability in all applications: light and heavy.

Perforated steel gaskets

They are composed of aramid or graphite on both sides. When applied to the engine, they do not require re-torque after assembly.

Solid steel plate gaskets

Also composed of aramid or graphite on both sides. They are used in engines that require gaskets even more resistant than the previous version.

Metal-elastomer gaskets


They are composed of a metal base for sealing of the combustion chamber and injected elastomeric 3D profiles. They are used to seal water and oil passages, especially in turbo diesel engines.

Multilayer metal gaskets

Composed of metal plates with elastomeric coating. When applied to the engine, they require re-torque after assembly. They are used in engines where there is high combustion pressure (up to 150 bar).

Evolution also in service and support

The supplying of products in according to the quality standards of the MAHLE Group, worldwide leader in engine components, requires continual control and qualified personnel. This is a concern that extends from process planning to delivery of the final product – and the gasket line is not an exception. Continual investments in design equipment, cutting-edge software, material research and advanced engineering ensure quality certifications and market recognition. This level of global commitment is combined with a strong local performance. Continual testing and improvements ensure that the gasket line of MAHLE has a performance that respects the technology and design of the original equipment in each application.



Sumario

ES

Catálogos adicionales.....	Página	3	Jeep.....	Página	160-161
Informaciones técnicas.....	Página	4	John Deere.....	Página	162-163
Acura.....	Página	18-21	Kia.....	Página	164-167
Alfa Romeo.....	Página	22-27	Lada.....	Página	168-169
Asia Motors.....	Página	28-29	Lancia.....	Página	170-175
Audi.....	Página	30-41	Land Rover.....	Página	176-177
Autobianchi.....	Página	42-43	Lexus.....	Página	178-179
Bedford.....	Página	44-45	Leyland.....	Página	180-181
BMW.....	Página	46-53	Maruti.....	Página	182-183
Caterpillar.....	Página	54-55	Mazda.....	Página	184-189
Chevrolet.....	Página	56-57	Mercedes-Benz.....	Página	190-201
Chrysler.....	Página	58-63	Mitsubishi.....	Página	202-211
Citroën.....	Página	64-73	MWM.....	Página	212-215
Cummins.....	Página	74-75	Nissan.....	Página	216-221
Dacia.....	Página	76-77	Opel.....	Página	222-227
Daewoo.....	Página	78-79	Perkins.....	Página	228-231
Daihatsu.....	Página	80-81	Peugeot.....	Página	232-243
Dodge.....	Página	82-85	Piaggio.....	Página	244-245
Eagle.....	Página	86-87	Proton.....	Página	246-247
Fiat.....	Página	88-105	Renault.....	Página	248-269
Fiat Tractor.....	Página	106-107	Rover Group.....	Página	270-271
Ford.....	Página	108-119	Saab.....	Página	272-273
Ford Industrial.....	Página	120-121	Scania.....	Página	274-275
Galopper.....	Página	122-123	Seat.....	Página	276-281
Geo.....	Página	124-125	Skoda.....	Página	282-285
GM.....	Página	126-129	SsangYong.....	Página	286-287
Holden.....	Página	130-131	Subaru.....	Página	288-289
Honda.....	Página	132-143	Suzuki.....	Página	290-295
Hyundai.....	Página	144-147	Talbot.....	Página	296-297
Infiniti.....	Página	148-149	Toyota.....	Página	298-311
Innocenti.....	Página	150-151	Valmet.....	Página	312-313
Isuzu.....	Página	152-153	Volkswagen.....	Página	314-331
Iveco.....	Página	154-159	Volvo.....	Página	332-341
			Tabla de conversión.....	Página	342-513

P	Sobre este catálogo.....	Página	1-5
EN	About this catalogue.....	Page	7-11
ES	Acerca de este catálogo.....	Página	13-17

español

LOS PRODUCTOS DE MAHLE TIENEN
CERTIFICACIÓN OBLIGATORIA

JOGOS DE ANÉIS
PISTON RING SETS
JUEGOS DE ANILLOS

FILTROS
FILTERS
FILTROS

Aftermarket 2019/2020
WWW.MAHLE-AFTERMARKET.COM

MAHLE®

MAHLE®

español

Catálogos adicionales

Para completar el presente catálogo*, MAHLE Metal Leve también ofrece los siguientes materiales de consulta:

- Catálogo de Pistones, Camisas, Kits y Cojinetes
- Catálogo de Aros
- Catálogo de Válvulas, Guías y Asientos de Válvulas

■ Catálogo de Filtros

Usted puede encontrar una versión más actualizada de nuestros catálogos en nuestra página web (www.mahle-aftermarket.com).

LOS PRODUCTOS DE MAHLE TIENEN CERTIFICACIÓN OBLIGATORIA

Los productos MAHLE que tienen certificación obligatoria del INMETRO, de acuerdo con las resoluciones 301/11, 275/12, 16/13 y 29/15, son: pistones de aleación liviana de aluminio (Ciclo Otto y Diesel), pernos de pistón, aros de pistón, cojinetes planos, cojinetes con axial, bujes y arandelas de empuje. MAHLE ofrece dos canales de contacto exclusivos a disposición de sus aliados que desean saber más sobre la Certificación Obligatoria para Componentes Automotrices, ingrese a www.certificacaomahle.com.br o envíe su mensaje a duvidas.certificacao@br.mahle.com.

*MAHLE METAL LEVE SE RESERVA DE TODOS LOS DERECHOS, prohibida la comercialización y/o reproducción total o parcial de esta obra, por cualquier medio o proceso, especialmente por sistemas gráficos, fotográficos, reprográficos, fonográficos, videográficos y de microfilmes. Prohibida la memorización y/o la recuperación total o parcial, así como la inclusión de cualquier parte de la obra en cualquier sistema de procesamiento de datos. Estas prohibiciones se aplican también a las características gráficas de la obra y a su edición. La violación de los derechos del autor reservados constituye un crimen (artículo 184 y párrafos del Código Penal de Brasil), con pena de prisión y multa, busca y aprehensión e indemnizaciones diversas (artículo 101 a 110 de la ley 9.610 de 19/02/1998, Ley de los Derechos Reservados del Autor de Brasil).

MAHLE: presente en los mercados exigentes.

Con el fin de atender la dinámica y la constante evolución de las demandas del mercado y las necesidades específicas de sus clientes, MAHLE ofrece juegos de juntas de tapa de cilindro y de motor. Una amplia línea de productos que crece y evoluciona de manera constante.



Una línea completa para todas las aplicaciones

Las juntas ofrecidas están proyectadas, desarrolladas y producidas con materiales y tecnologías de punta, siguiendo los más estrictos estándares de calidad. El resultado son juntas con más resistencia y durabilidad en todas las aplicaciones: liviana y pesada.

Juntas de acero perforado

Están compuestas a base de aramidas de ambos lados. Cuando se aplican al motor, no requieren retorque después del montaje.

Juntas de chapas de acero sólidas

También compuestas de fibras aramidas de los dos lados. Se usan en motores que exigen juntas aún más resistentes que la versión anterior.

Juntas en metal-elastómero

Están compuestas de una base de metal para el sellado de la cámara de combustión y de perfiles de elastómeros tridimensional inyectados. Se usan para sellar los pasos de agua y aceite, principalmente en motores diesel a turbina.


Juntas metálicas multihojas (Multilayer)




Compuestas con chapas metálicas revestidas de material elastomérico (coating). Aplicadas en el motor, requieren retorque después del montaje. Se usan en motores donde existe una alta presión de combustión (hasta 150 bar).



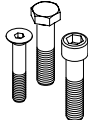
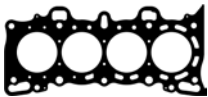



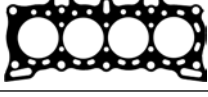







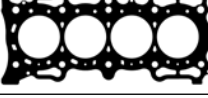

Evolución también en la atención y la asistencia

Proveer productos de acuerdo con los niveles de calidad del Grupo MAHLE, líder mundial en componentes para motor, exige control constante y personal calificado. Esta es una preocupación que se extiende desde la planificación de procesos hasta la entrega del producto final – y la línea de juntas no es una excepción. Inversiones constantes en equipamientos de proyectos, softwares de punta, investigación de materiales e ingeniería avanzada garantizan certificaciones de calidad y el reconocimiento del mercado.




Este nivel de compromiso global se suma a una fuerte actuación local. Pruebas y perfeccionamientos constantes garantizan a la línea de juntas de MAHLE un desempeño que respeta la tecnología y el diseño del equipo original en cada aplicación.



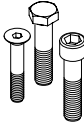




		MÊS ANO			C.C.	POTÊNCIA (CV)
		→	←			
EL 16V EL 16V (SOHC)	D14Z1 D14Z2	2000	2000	GASOLINA GASOLINA	1396 1396	90 90
EL 16V (SOHC)	D14Z5	2001		GASOLINA	1396	90
EL 16V (SOHC)	D15Y3	2001		GASOLINA	1493	100
EL 16V (SOHC)	D15Y	2001		GASOLINA	1493	100
EL 16V (SOHC)	D15B	2003		GASOLINA	1493	110
INTEGRA LS 16V INTEGRA LS SPECIAL EDITION 16V INTEGRA RS 16V (DOHC)	D16A1 D16A1 D16A1	1986 1987 1986	1987 1987 1987	GASOLINA GASOLINA GASOLINA	1590 1590 1590	110 110 110
INTEGRA LS 16V INTEGRA LS SPECIAL EDITION 16V INTEGRA RS 16V (DOHC)	D16A1 D16A1 D16A1	1988 1988 1988	1989 1989 1989	GASOLINA GASOLINA GASOLINA	1590 1590 1590	110 110 110
INTEGRA (SOHC)	ZC	1989		GASOLINA	1590	110
INTEGRA 16V (DOHC)	D16A2	1990		GASOLINA	1590	122
EL 16V EL BASE 16V (SOHC)	D17Z2 D17A1	2001 2001	2003	GASOLINA GASOLINA	1668 1668	115 115
EL BASE VTEC 16V EL VTEC 16V (SOHC)	D17A2 D17Z3	2004 2001	2004	GASOLINA GASOLINA	1668 1668	130 130
INTEGRA GS-R VTEC 16V INTEGRA VTEC 16V (DOHC)	B17A1 B17A1	1992 1992	1993 1993	GASOLINA GASOLINA	1678 1678	160 160
INTEGRA 16V INTEGRA 16V INTEGRA COUPE 16V INTEGRA COUPE 16V INTEGRA GS-R VTEC 16V INTEGRA TYPE-R VTEC 16V (DOHC)	F18C1 F18C2 F18C1 F18C2 F18C1 B18C5	10 1993 10 1993 10 1993 10 1993 1994 1997	9 2001 9 2001 9 2001 9 2001 2001 2001	GASOLINA GASOLINA GASOLINA GASOLINA GASOLINA GASOLINA	1797 1797 1797 1797 1797 1797	170 200 170 200 170 170
INTEGRA VTEC 16V (DOHC)	B18C5	1997	2001	GASOLINA	1797	187
INTEGRA TYPE-R VTEC 16V (DOHC)	B18C6	11 1997	2001	GASOLINA	1797	190
INTEGRA GS-R VTEC 16V (DOHC)	B18C4	4 1998	2001	GASOLINA	1797	169
CL BASE VTEC 16V CL PREMIUM VTEC 16V CL VTEC 16V (SOHC)	F22B1 F22B1 F22B1	10 1997 1997 1996	9 1997 1997 1997	GASOLINA GASOLINA GASOLINA	2156 2156 2156	147 147 147
CL BASE VTEC 16V CL PREMIUM VTEC 16V (SOHC)	F23A1 F23A1	1998 1998	1998 1999	GASOLINA GASOLINA	2254 2254	152 152




				IMAGEM DA JUNTA DO CABEÇOTE
	CÓDIGO MAHLE	CÓDIGO METAL LEVE		
75,00 75,00	JAC0510700/4* JUNTA TAMPA DO CÂRTER JS0510700/4*	JAC9363/4* JUNTA TAMPA DO CÂRTER J&RS-9363/4*		
75,00	JAC0510700/4* JUNTA TAMPA DO CÂRTER	JAC9363/4* JUNTA TAMPA DO CÂRTER		
75,00	JAC0510700/4* JUNTA TAMPA DO CÂRTER	JAC9363/4* JUNTA TAMPA DO CÂRTER		
75,00	JAC0510700/4* JUNTA TAMPA DO CÂRTER	JAC9363/4* JUNTA TAMPA DO CÂRTER		
75,00	JAC0510790/4* JUNTA TAMPA DO CÂRTER JS0510620/4*	JAC9501/4* JUNTA TAMPA DO CÂRTER J&RS-9332/4*		
75,20 75,20 75,20	JAC0510790/4* JUNTA TAMPA DO CÂRTER JC0510790/4*	JAC9501/4* JUNTA TAMPA DO CÂRTER J&RC-9501/4*		
75,20 75,20 75,20	JAC0510790/4* JUNTA TAMPA DO CÂRTER JC0510790/4*	JAC9501/4* JUNTA TAMPA DO CÂRTER J&RC-9501/4*		
75,00	JAC0510790/4* JUNTA TAMPA DO CÂRTER JS0510620/4*	JAC9501/4* JUNTA TAMPA DO CÂRTER J&RS-9332/4*		
75,00	JAC0510790/4* JUNTA TAMPA DO CÂRTER JC0510790/4*	JAC9501/4* JUNTA TAMPA DO CÂRTER J&RC-9501/4*		
75,00 75,00	JAC0510700/4* JUNTA TAMPA DO CÂRTER	JAC9363/4* JUNTA TAMPA DO CÂRTER		
75,00 75,00	JAC0510700/4* JUNTA TAMPA DO CÂRTER JS0510740/4*	JAC9363/4* JUNTA TAMPA DO CÂRTER J&RS-9496/4*		
81,00 81,00	JC0510710/4*	J&RC-9474/4*		
81,00 81,00 81,00 81,00 81,00	JC0510710/4*	J&RC-9474/4*		
81,00	JC0510710/4*	J&RC-9474/4*		
81,00	JC0510710/4*	J&RC-9474/4*		
81,00	JC0510710/4	J&RC-9474/4		
85,00 85,00 85,00	JAV0510720/4* JUNTA TAMPA VÁLVULA JM0510720/4* JS0510720/2*	JAV9476/4* JUNTA TAMPA VÁLVULA J&RM-9476/4* J&RS-9476/4*		
86,00 86,00	JAV0510720/4* JUNTA TAMPA VÁLVULA JS0510770/4*	JAV9476/4* JUNTA TAMPA VÁLVULA J&RS-9499/4*		



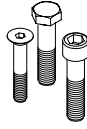
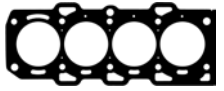
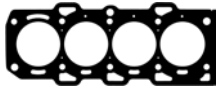
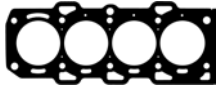
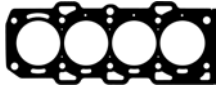
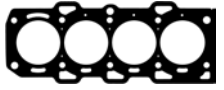
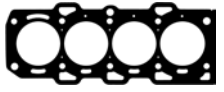
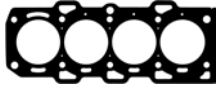

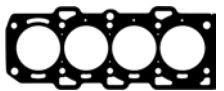


Descrição do Produto / Radical MAHLE / Radical Metal Leve: Junta do Coletor de Escape / JA / JA ;
 Junta do Coletor de Admissão / JAA / JAA; Junta do Coletor de Admissão e Escape / JAAE / JAAE;
 Junta do Câster / JAC / JAC; Junta da Tampa de Válvulas / JAV / JAV; Junta da Válvula Termostática / JAVT / JAVT;
 Junta do Cabeçote / JC / J&RC; Jogo de Juntas Inferior do Motor / JI / J&RI; Jogo de Juntas do Motor / JM / J&RM;
 Jogo de Juntas Superior do Motor / JS / J&RS; Jogo de Parafusos do Cabeçote / PF / PF;
 * Itens sob Consulta

		MÊS ANO			c.c.	POTÊNCIA (CV)
		→	←			
SLX V6 24V (SOHC)	6VD1	1994	1995	GASOLINA	3165	175
SLX BASE V6 24V SLX PREMIUM V6 24V SLX V6 24V (SOHC)	6VD1 6VD1 6VD1	1996 1996 1996	1997 1997 1997	GASOLINA GASOLINA GASOLINA	3165 3165 3165	190 190 190




				IMAGEM DA JUNTA DO CABEÇOTE
	CÓDIGO MAHLE	CÓDIGO METAL LEVE		
93,40	JC0510780/4* JM0510780/4*	J&RC-9500/4* J&RM-9500/4*		
93,40 93,40 93,40	JC0510780/4*	J&RC-9500/4*		



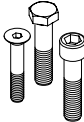





Descrição do Produto / Radical MAHLE / Radical Metal Leve: Junta do Coletor de Escape / JA / JA ;
 Junta do Coletor de Admissão / JAA / JAA; Junta do Coletor de Admissão e Escape / JAAE / JAAE;
 Junta do Câster / JAC / JAC; Junta da Tampa de Válvulas / JAV / JAV; Junta da Válvula Termostática / JAVT / JAVT;
 Junta do Cabeçote / JC / J&RC; Jogo de Juntas Inferior do Motor / JI / J&RI; Jogo de Juntas do Motor / JM / J&RM;
 Jogo de Juntas Superior do Motor / JS / J&RS; Jogo de Parafusos do Cabeçote / PF / PF;
 * Itens sob Consulta

		MÊS ANO			C.C.	POTÊNCIA (CV)	
		→	←				
MITO 16V (DOHC)	199A6.000	9	2008		GASOLINA	1368	105
MITO 16V (DOHC)	955A1.000	9	2008		GASOLINA	1368	78
MITO TURBO JUNIOR 16V (DOHC)	199A8.000	9	2008		GASOLINA	1368	155
GIULIETTA TURBO 16V MITO TURBO 16V MITO TURBO 16V (DOHC)	198A4.000 198A1.000 198A4.000	4 9 9	2010 2008 2008		GASOLINA GASOLINA GASOLINA	1368 1368 1368	120 155 120
GIULIETTA TURBO 16V MITO TURBO 16V MITO TURBO 16V (DOHC)	940A2.000 940A2.000	4 10 10	2010 2009 2009		GASOLINA GASOLINA GASOLINA	1368 1368 1368	170 170 135
155 TWIN SPARK 16V (DOHC)	676.01	5	1996	1 1998	GASOLINA	1598	120
145 TWIN SPARK 16V (DOHC) (No: <3174686)	676.01	11	1996	1997	GASOLINA	1598	120
145 TWIN SPARK 16V (DOHC) (No: 3174687>)	676.01	12	1996	1 2001	GASOLINA	1598	120
146 TWIN SPARK 16V (DOHC) (No: <0165087)	676.01	11	1996	1997	GASOLINA	1598	120
146 TWIN SPARK 16V (DOHC) (No: 0165088>)	676.01		1997	1 2001	GASOLINA	1598	120
156 TWIN SPARK 16V (DOHC) (No: <0084339)	676.01	9	1997	3 1998	GASOLINA	1598	120
145 TWIN SPARK 16V 146 TWIN SPARK 16V 156 TWIN SPARK 16V 156 TWIN SPARK 16V (DOHC) 676.01 (No: 0084340>)	321.02 321.02 321.02 676.01	5 5 9 4	1999 1999 1997 1998	9 2005 9 2005	GASOLINA GASOLINA GASOLINA GASOLINA	1598 1598 1598 1598	120 120 120 120
145 TWIN SPARK 16V 145 TWIN SPARK 16V 146 TWIN SPARK 16V 155 TWIN SPARK 16V (DOHC)	671.06 671.99 671.06 671.06	12 11 5	1996 1994 1996 1996	12 1998 12 1997	GASOLINA GASOLINA GASOLINA GASOLINA	1747 1747 1747 1747	140 140 140 140
145 TWIN SPARK 16V 146 TWIN SPARK 16V 156 TWIN SPARK 16V GTV TWIN SPARK 16V SPIDER TWIN SPARK 16V (DOHC)	322.01 322.01 322.01 322.01 322.01	3 3 9 5 5	1998 1998 1997 1998 1998	10 2001 10 2000 10 2000 10 2000	GASOLINA GASOLINA GASOLINA GASOLINA GASOLINA	1747 1747 1747 1747 1747	144 144 144 144 144
156 16V GT 16V (DOHC)	322.05 322.05	10 11	2000 2003	9 2005	GASOLINA GASOLINA	1747 1747	140 140
155 TWIN SPARK 155 TWIN SPARK (DOHC)	671.03 671.05	4 4	1993 1993	4 1996 4 1996	GASOLINA GASOLINA	1749 1749	113 115
155 TWIN SPARK 155 TWIN SPARK (DOHC)	671.01 671.02	1 1	1992 1992	12 1996 12 1996	GASOLINA GASOLINA	1773 1773	129 127
159 16V (DOHC)	939A4.000		2005		GASOLINA	1796	130




				IMAGEM DA JUNTA DO CABEÇOTE
	CÓDIGO MAHLE	CÓDIGO METAL LEVE		
72,00			PF0250018*	
72,00			PF0250018*	
72,00			PF0250018*	
72,00 72,00 72,00			PF0250018*	
72,00 72,00 72,00			PF0250018*	
82,00	JC1980270/4* JM1980270/4* JS1980270/4*	J&RC-9426/4* J&RM-9426/4* J&RS-9426/4*	PF1980072*	
82,00	JC1980270/4* JM1980270/4* JS1980270/4*	J&RC-9426/4* J&RM-9426/4* J&RS-9426/4*	PF1980072*	
82,00	JC1980270/4* JS1980310/4*	J&RC-9426/4* J&RS-9422/4*	PF1980072*	
82,00	JC1980270/4* JM1980270/4* JS1980270/4*	J&RC-9426/4* J&RM-9426/4* J&RS-9426/4*	PF1980072*	
82,00	JC1980270/4* JS1980310/4*	J&RC-9426/4* J&RS-9422/4*	PF1980072*	
82,00	JC1980270/4* JM1980270/4* JS1980270/4*	J&RC-9426/4* J&RM-9426/4* J&RS-9426/4*	PF1980072*	
82,00 82,00 82,00 82,00	JC1980270/4* JS1980310/4*	J&RC-9426/4* J&RS-9422/4*	PF1980072*	
82,00 82,00 82,00 82,00	JC1980270/4* JM1980270/4* JS1980270/4*	J&RC-9426/4* J&RM-9426/4* J&RS-9426/4*	PF1980072*	
82,00 82,00 82,00 82,00	JC1980270/4* JS1980310/4*	J&RC-9426/4* J&RS-9422/4*	PF1980072*	
82,00 82,00			PF1980072*	
84,00 84,00	JS1980250/4*	J&RS-9425/4*		
84,00 84,00	JS1980250/4*	J&RS-9425/4*		
80,50			PF0140070*	



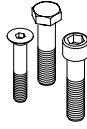














Descrição do Produto / Radical MAHLE / Radical Metal Leve: Junta do Coletor de Escape / JA / JA ;
 Junta do Coletor de Admissão / JAA / JAA; Junta do Coletor de Admissão e Escape / JAAE / JAAE;
 Junta do Câter / JAC / JAC; Junta da Tampa de Válvulas / JAV / JAV; Junta da Válvula Termostática / JAVT / JAVT;
 Junta do Cabeçote / JC / J&RC; Jogo de Juntas Inferior do Motor / JI / J&RI; Jogo de Juntas do Motor / JM / J&RM;
 Jogo de Juntas Superior do Motor / JS / J&RS; Jogo de Parafusos do Cabeçote / PF / PF;
 * Itens sob Consulta

		MÊS ANO			C.C.	POTÊNCIA (CV)		
		→	←					
145 TWIN SPARK 16V 145 TWIN SPARK 16V 146 TWIN SPARK 16V 155 TWIN SPARK 16V 155 TWIN SPARK 16V GTV TWIN SPARK 16V SPIDER TWIN SPARK 16V (DOHC)	672.04 672.99 672.04 672.04 672.99 162.01 162.01	10 10 10 3 5 6 6	1995 1995 1995 1995 1995 1995 1995		1998 1998 1998 1997 2000	GASOLINA GASOLINA GASOLINA GASOLINA GASOLINA GASOLINA GASOLINA	1970 1970 1970 1970 1970 1970 1970	150 150 150 150 150 150 150
145 TWIN SPARK 16V 146 TWIN SPARK 16V 156 TWIN SPARK 16V 156 TWIN SPARK 16V 166 TWIN SPARK 16V GTV TWIN SPARK 16V SPIDER TWIN SPARK 16V (DOHC)	323.01 323.01 323.01 323.03 341.03 323.01 323.01	3 3 9 1 3 5 3	1998 1998 1997 1997 1998 1998 1998		2001 2000 2000 2000 2000 2000	GASOLINA GASOLINA GASOLINA GASOLINA GASOLINA GASOLINA GASOLINA	1970 1970 1970 1970 1970 1970 1970	155 155 155 155 155 155 155
147 16V 147 BASE 16V 147 CONFORT 16V 147 DISTINCTIVE 16V 147 ELEGANCE 16V 147 SPORT 16V 147 TI 16V 156 16V 156 CONFORT 16V 156 DEPORTIVO TI 16V 156 DISTINCTIVE 16V 156 ELEGANCE 16V 166 16V (DOHC) 363.01 (No: <2557364)	323.10 323.10 323.10 323.10 323.10 323.10 323.10 323.10 323.10 323.10 323.10 323.10 323.10 363.01	1 1 1 1 1 1 1 10 1 1 1 1 1 10	2001 2001 2001 2001 2001 2001 2001 2000 2001 2001 2001 2001 2001 2000			GASOLINA GASOLINA GASOLINA GASOLINA GASOLINA GASOLINA GASOLINA GASOLINA GASOLINA GASOLINA GASOLINA GASOLINA GASOLINA GASOLINA	1970 1970 1970 1970 1970 1970 1970 1970 1970 1970 1970 1970 1970 1970	150 150 150 150 150 150 150 150 150 150 150 150 150 150
GTV 16V SPIDER 16V (DOHC) (No: <2832057)	323.10 323.10		2001 2001			GASOLINA GASOLINA	1970 1970	150 150
166 16V GTV 16V SPIDER 16V (DOHC) 363.01 (No: 2557365>) 323.10 (No: 2832058>)	363.01 323.10 323.10	10	2000 2001 2001			GASOLINA GASOLINA GASOLINA	1970 1970 1970	150 150 150
147 JTS 16V 156 JTS 16V 156 JTS 16V GT JTS 16V GT JTS 16V GT JTS 16V GTV JTS 16V SPIDER JTS 16V (DOHC)	937A1.000 932A2.000 937A1.000 932A2.000 937A1.000 937A5.000 937A1.000 937A1.000	3 5 5 5 5 5 5	2003 2002 2001 2003 2003 2006 2003 2003	5	2006	GASOLINA GASOLINA GASOLINA GASOLINA GASOLINA GASOLINA GASOLINA GASOLINA	1970 1970 1970 1970 1970 1970 1970 1970	165 162 165 165 165 165 165 165
155 TURBO 16V (DOHC)	672.03	1	1992	12	1997	GASOLINA	1995	190
155 TWIN SPARK 155 TWIN SPARK 164 TWIN SPARK (DOHC)	672.01 672.02 641.03	2 2 9	1992 1992 1992	2 2 9	1995 1995 1998	GASOLINA GASOLINA GASOLINA	1995 1995 1995	141 141 144
75 TD ALFETTA TD	VM80A HR488HT		1984 1979		1992 1985	DIESEL DIESEL	1995 1995	95 83
75 TD 90 TD ALFETTA TD	VM81A VM81A VM4HT	1 10 4	1989 1984 1983	2 7 12	1992 1987 1984	DIESEL DIESEL DIESEL	2393 2393 2393	110 110 110
155 TD 164 TD 164 TD	VM07B VM08B VM84A	4 9 6	1993 1992 1987	12 9 9	1997 1998 1992	DIESEL DIESEL DIESEL	2499 2499 2499	125 125 114
164 TD	VM32B	9	1992	9	1998	DIESEL	2499	125
155 TD	VM31B	4	1993	12	1997	DIESEL	2499	125
75 V6 75 V6	061.20(162.BGA) 061.24(162.BGA)	1 1	1987 1987	12 2	1990 1992	GASOLINA GASOLINA	2959 2959	185 188
164 BASE V6 164 L V6 164 V6 164 V6	064.12 643.03	6	1987 1987 1987 1987	9	1992 1992 1992 1992	GASOLINA GASOLINA GASOLINA GASOLINA	2959 2959 2959 2959	183 183 183 200




				IMAGEM DA JUNTA DO CABEÇOTE
	CÓDIGO MAHLE	CÓDIGO METAL LEVE		
83,00 83,00 83,00 83,00 83,00 83,00	JC1980020/4* JM1980020/4* JS1980020/4*	J&RC-9427/4* J&RM-9427/4* J&RS-9427/4*	PF1980072*	
83,00 83,00 83,00 83,00 83,00 83,00	JC1980020/4* JM1980300/4*	J&RC-9427/4* J&RM-9428/4*	PF1980072*	
83,00 83,00 83,00 83,00 83,00 83,00 83,00 83,00 83,00 83,00 83,00			PF1980072*	
83,00 83,00			PF1980072*	
83,00 83,00 83,00			PF1980072*	
83,00 83,00 83,00 83,00 83,00 83,00 83,00			PF1980072*	
84,00			PF0250046*	
84,00 84,00 84,00	JS1980250/4*	J&RS-9425/4*		
88,00 88,00			PF0590001*	
92,00 92,00 92,00			PF0590001*	
92,00 92,00 92,00			PF0590001*	
92,00	JAV1980240/4* JUNTA TAMPA VÁLVULA	JAV9486/4* JUNTA TAMPA VÁLVULA	PF0590001*	
92,00	JAV1980240/4* JUNTA TAMPA VÁLVULA	JAV9486/4* JUNTA TAMPA VÁLVULA	PF0590001*	
93,00 93,00	JC1980200/4* JC1980201/4*	J&RC-9625/4* J&RC-9626/4*		
93,00 93,00 93,00 93,00	JC1980200/4* JC1980201/4*	J&RC-9625/4* J&RC-9626/4*		



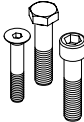




Descrição do Produto / Radical MAHLE / Radical Metal Leve: Junta do Coletor de Escape / JA / JA ;
 Junta do Coletor de Admissão / JAA / JAA; Junta do Coletor de Admissão e Escape / JAAE / JAAE;
 Junta do Câster / JAC / JAC; Junta da Tampa de Válvulas / JAV / JAV; Junta da Válvula Termostática / JAVT / JAVT;
 Junta do Cabeçote / JC / J&RC; Jogo de Juntas Inferior do Motor / JI / J&RI; Jogo de Juntas do Motor / JM / J&RM;
 Jogo de Juntas Superior do Motor / JS / J&RS; Jogo de Parafusos do Cabeçote / PF / PF;
 * Itens sob Consulta

		MÊS ANO					C.C.	POTÊNCIA (CV)
		→		←				
164 V6	064.10	11	1987	9	1991	GASOLINA	2959	187
75 V6 COUPE S.Z. V6 SPEEDSTER R.Z. V6	615.03 615.01 615.01		1987 1989 1992	2	1992 1991 1993	GASOLINA GASOLINA GASOLINA	2959 2959 2959	192 211 211
164 V6	643.01	9	1990	9	1992	GASOLINA	2959	200
164 V6 164 V6 164 V6	643.05 643.99 663.03	9 10 9	1992 1994 1992	9 8 9	1998 1997 1998	GASOLINA GASOLINA GASOLINA	2959 2959 2959	183 180 180
164 LS V6 24V 164 Q4 V6 24V 164 QUADRIFOGLIO V6 24V 164 V6 24V 164 V6 24V 164 V6 24V 164 V6 24V 164 V6 24V (4x4) 164 V6 24V (4x4) (DOHC)	643.04 643.06 643.08 663.01 663.02 643.07 663.04	2 9 2 2 2 9 9 2 9	1994 1992 1994 1994 1994 1992 1992 1994 1992	9 9 9 9 9 9 9 9 9	1998 1998 1998 1998 1998 1998 1998 1998 1998	GASOLINA GASOLINA GASOLINA GASOLINA GASOLINA GASOLINA GASOLINA GASOLINA GASOLINA	2959 2959 2959 2959 2959 2959 2959 2959 2959	210 231 210 231 231 211 211 231 211
SPIDER V6 SPIDER V6	161.01 161.99	6	1995 1998		2000	GASOLINA GASOLINA	2959 2959	192 192
GTV V6 24V (DOHC)	161.02	10	1996	10	2000	GASOLINA	2959	226
166 V6 24V (DOHC)	343.01	9	1998	10	2000	GASOLINA	2959	226
166 V6 24V (DOHC)	343.02	9	1998	10	2000	GASOLINA	2959	226
166 V6 24V (DOHC)	343.01	9	1998	10	2000	GASOLINA	2959	226
166 V6 24V (DOHC)	361.01	10	2000			GASOLINA	2959	220
GTV V6 24V SPIDER V6 24V (DOHC)	161.05 161.05		2001 2001			GASOLINA GASOLINA	2959 2959	218 218
147 V6 24V 156 V6 24V 166 V6 24V GT V6 24V GTV V6 24V SPIDER V6 24V (DOHC)	932A.000 932A.000 936A.000 936A.000 936A6.000 936A6.000	5 5 5 5	2003 2001 1998 2003 2003 2003			GASOLINA GASOLINA GASOLINA GASOLINA GASOLINA GASOLINA	3179 3179 3179 3179 3179 3179	250 250 240 240 240 240




				IMAGEM DA JUNTA DO CABEÇOTE
	CÓDIGO MAHLE	CÓDIGO METAL LEVE		
93,00	JC1980200/4* JC1980201/4*	J&RC-9625/4* J&RC-9626/4*		
93,00 93,00 93,00	JC1980200/4* JC1980201/4*	J&RC-9625/4* J&RC-9626/4*		 
93,00	JC1980200/4* JC1980201/4*	J&RC-9625/4* J&RC-9626/4*		
93,00 93,00 93,00	JC1980200/4* JC1980201/4* JM1980260/4* JS1980260/4*	J&RC-9625/4* J&RC-9626/4* J&RM-9423/4* J&RS-9423/4*		
93,00 93,00 93,00 93,00 93,00 93,00 93,00 93,00	JAV1980220/6* JUNTA TAMPA VÁLVULA JC1980220/6* JC1980221/6* JM1980220/6* JS1980220/6*	JAV9430/6* JUNTA TAMPA VÁLVULA J&RC-9430/6* J&RC-9431/6* J&RM-9430/6* J&RS-9430/6*		
93,00 93,00	JC1980200/4* JC1980201/4* JM1980260/4* JS1980260/4*	J&RC-9625/4* J&RC-9626/4* J&RM-9423/4* J&RS-9423/4*		
93,00	JM1980230/4	J&RM-9429/4		
93,00	JM1980230/4	J&RM-9429/4		
93,00	JM1980230/4	J&RM-9429/4		
93,00	JM1980230/4	J&RM-9429/4		
93,00	JM1980230/4	J&RM-9429/4		
93,00 93,00	JM1980230/4	J&RM-9429/4		
93,00 93,00 93,00 93,00 93,00 93,00	JM1980230/4	J&RM-9429/4		



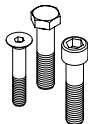












Descrição do Produto / Radical MAHLE / Radical Metal Leve: Junta do Coletor de Escape / JA / JA ;
 Junta do Coletor de Admissão / JAA / JAA; Junta do Coletor de Admissão e Escape / JAAE / JAAE;
 Junta do Câter / JAC / JAC; Junta da Tampa de Válvulas / JAV / JAV; Junta da Válvula Termostática / JAVT / JAVT;
 Junta do Cabeçote / JC / J&RC; Jogo de Juntas Inferior do Motor / JI / J&RI; Jogo de Juntas do Motor / JM / J&RM;
 Jogo de Juntas Superior do Motor / JS / J&RS; Jogo de Parafusos do Cabeçote / PF / PF;
 * Itens sob Consulta

		MÊS ANO					C.C.	POTÊNCIA (CV)
		→			←			
TOWNER	CD	7	1992	12	2002	GASOLINA	843	45
RETONA 16V (DOHC)	OK01R6	6	1995	6	2000	GASOLINA	1998	136
RETONA TD	RFD6TCI	6	1995	6	2000	DIESEL	1998	81/91
ROCSTA	R2	7	1993	12	1998	DIESEL	2184	61
HI-TOPIC TOPIC	SS SS	6	1993 1997		1997	DIESEL	2701 2701	69 75




				IMAGEM DA JUNTA DO CABEÇOTE
	CÓDIGO MAHLE	CÓDIGO METAL LEVE		
70,00	JM0720600/4 JS0720600/4	J&RM-9487/4 J&RS-9487/4		
86,00	JM0720160/4* JS0720160/4	J&RM-9432/4* J&RS-9432/4		
86,00	JM0720030/4*	J&RM-9354/4*	PF2110003*	
86,00			PF2110003*	
92,00 92,00	JC72000/4 JM72000/4 C/ RET.	J&RC-9086/4 J&RMR-9086/4 C/ RET.		



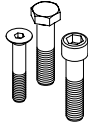





Descrição do Produto / Radical MAHLE / Radical Metal Leve: Junta do Coletor de Escape / JA / JA ;
 Junta do Coletor de Admissão / JAA / JAA; Junta do Coletor de Admissão e Escape / JAAE / JAAE;
 Junta do Câster / JAC / JAC; Junta da Tampa de Válvulas / JAV / JAV; Junta da Válvula Termostática / JAVT / JAVT;
 Junta do Cabeçote / JC / J&RC; Jogo de Juntas Inferior do Motor / JI / J&RI; Jogo de Juntas do Motor / JM / J&RM;
 Jogo de Juntas Superior do Motor / JS / J&RS; Jogo de Parafusos do Cabeçote / PF / PF;
 * Itens sob Consulta

		MÊS ANO					C.C.	POTÊNCIA (CV)
		→			←			
A2 16V (DOHC)	AUA	6	2000	4	2002	GASOLINA	1390	75
A2 16V (DOHC)	BBY	5	2002	8	2005	GASOLINA	1390	75
4000 D 4000 TD 80 D 80 TD (No: CR-176339>)	CR,JR CY CR,JK CY	5	1982 1982 1981 1982	7 7 7 7	1983 1983 1985 1985	DIESEL DIESEL DIESEL DIESEL	1588 1588 1588 1588	54 70 54 70
80 D 80 TD 90 TD (No: 81G000001>)	JK RA,SB RA,SB	8 8 8	1985 1985 1985	8 10 10	1989 1991 1991	DIESEL DIESEL DIESEL	1588 1588 1588	54 70/80 70/80
80 D 80 TD 90 TD (No: 81G000001>)	JK CY CY	8 8 8	1985 1985 1985	8 10 10	1989 1991 1991	DIESEL DIESEL DIESEL	1588 1588 1588	54 70/80 70/80
80 80 ADA (No: <034669)	ABM ADA	7 6	1993 1993	7	1996 1995	GASOLINA GASOLINA	1595 1595	71 100
A3 A3 A4	AEH AKL ARM	9 8 8	1996 1997 1998	6 6 9	2001 2003 2001	GASOLINA GASOLINA GASOLINA	1595 1595 1595	100 100 100
A3 A4 A4	APF AHL ANA	6 8 8	1999 1997 1998	8 7 6	2000 1999 2000	GASOLINA GASOLINA GASOLINA	1595 1595 1595	100 100 100
A3	AVU	5	2000	4	2002	GASOLINA	1595	100
A3 A3	BFQ BGU	5 5	2002 2003	6 5	2003 2005	GASOLINA GASOLINA	1595 1595	102 102
A3 A3 A3	BSE BSF CCSA	6 6 7	2005 2005 2008			GASOLINA GASOLINA GASOLINA	1595 1595 1595	102 102 102
A3 FSI 16V A3 FSI 16V A3 FSI 16V (DOHC)	BAG BLF BLP	8 1 6	2003 2005 2004	5 9 12	2004 2007 2004	GASOLINA GASOLINA GASOLINA	1598 1598 1598	115 115 116
A4 20V (DOHC)	ADR	11	1994			GASOLINA	1781	125
A4 BASE TURBO 20V A4 QUATTRO AVANT TURBO 20V A4 QUATTRO AVANT TURBO 20V A4 QUATTRO BASE TURBO 20V A4 QUATTRO BASE TURBO 20V A4 TURBO 20V A6 TURBO 20V (DOHC)	AEB AEB ATW AEB ATW AEB,AJL AEB,AJL	5 4	1997 1999 1999 1997 1997 1995 1997		1999 2000 2000 2000 2000	GASOLINA GASOLINA	1781 1781 1781 1781 1781 1781	150 150 170 150 170 150/180 150/180
A4 20V (DOHC)	AFY	7	1995	9	2001	GASOLINA	1781	115
A6 20V CABRIO 20V (DOHC)	ADR ADR	10 4	1995 1997	10 8	1997 2000	GASOLINA GASOLINA	1781 1781	125 125
A3 20V (DOHC)	AGN	9	1996	8	2000	GASOLINA	1781	125
A3 TURBO 20V (DOHC)	AGU	12	1996	6	2003	GASOLINA	1781	150




				IMAGEM DA JUNTA DO CABEÇOTE
	CÓDIGO MAHLE	CÓDIGO METAL LEVE		
76,50			PF0700093*	
76,50			PF0700093*	
76,50 76,50 76,50 76,50			PF0700004*	
76,50 76,50 76,50			PF0700004*	
76,50 76,50 76,50			PF0700004*	
81,00 81,00	JS0701110/4	J&RS-9386/4		
81,00 81,00 81,00	JC0700140/4 JM0700140/4* JS0700140/4	J&RC-9356/4 J&RM-9356/4* J&RS-9356/4	PF0700076*	
81,00 81,00 81,00	JC0700140/4 JM0700140/4* JS0700140/4	J&RC-9356/4 J&RM-9356/4* J&RS-9356/4	PF0700076*	
81,00	JC0700140/4	J&RC-9356/4	PF0700076*	
81,00 81,00	JC0700140/4	J&RC-9356/4	PF0700076*	
81,00 81,00 81,00	JC0700140/4	J&RC-9356/4	PF0700076*	
76,50 76,50 76,50			PF0700093*	
81,00	JAV0701060/4* JUNTA TAMPA VÁLVULA JM0701130/4 JS0701130/4*	JAV9381/4* JUNTA TAMPA VÁLVULA J&RM-9388/4 J&RS-9388/4*	PF0700069*	
81,00 81,00 81,00 81,00 81,00 81,00	JAV0701060/4* JUNTA TAMPA VÁLVULA JM0701130/4 JS0701130/4*	JAV9381/4* JUNTA TAMPA VÁLVULA J&RM-9388/4 J&RS-9388/4*	PF0700069*	
81,00	JAV0701060/4* JUNTA TAMPA VÁLVULA JM0701130/4 JS0701130/4*	JAV9381/4* JUNTA TAMPA VÁLVULA J&RM-9388/4 J&RS-9388/4*	PF0700069*	
81,00 81,00	JAV0701060/4* JUNTA TAMPA VÁLVULA JM0701130/4 JS0701130/4*	JAV9381/4* JUNTA TAMPA VÁLVULA J&RM-9388/4 J&RS-9388/4*	PF0700069*	
81,00	JAV0701060/4* JUNTA TAMPA VÁLVULA JM0701070/4* JS0701070/4*	JAV9381/4* JUNTA TAMPA VÁLVULA J&RM-9382/4* J&RS-9382/4*	PF0700077*	
81,00	JAV0701060/4* JUNTA TAMPA VÁLVULA JM0701060/4* JS0701060/4	JAV9381/4* JUNTA TAMPA VÁLVULA J&RM-9381/4* J&RS-9381/4	PF0700077*	



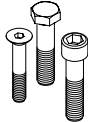

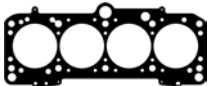






Descrição do Produto / Radical MAHLE / Radical Metal Leve: Junta do Coletor de Escape / JA / JA ;
 Junta do Coletor de Admissão / JAA / JAA; Junta do Coletor de Admissão e Escape / JAAE / JAAE;
 Junta do Câter / JAC / JAC; Junta da Tampa de Válvulas / JAV / JAV; Junta da Válvula Termostática / JAVT / JAVT;
 Junta do Cabeçote / JC / J&RC; Jogo de Juntas Inferior do Motor / JI / J&RI; Jogo de Juntas do Motor / JM / J&RM;
 Jogo de Juntas Superior do Motor / JS / J&RS; Jogo de Parafusos do Cabeçote / PF / PF;
 * Itens sob Consulta

		MÊS ANO					C.C.	POTÊNCIA (CV)
		→		←				
A6 20V (DOHC)	AFY	5	1997	5	2000	GASOLINA	1781	115/125
A6 20V A6 20V A6 20V (DOHC)	AJP AQE ARH	12 1 1	1997 1999 1999	7 4 4	1998 2001 2001	GASOLINA GASOLINA GASOLINA	1781 1781 1781	125 125 125
A6 20V (DOHC)	ARK	7	1998	7	1999	GASOLINA	1781	150
A4 20V A6 20V (DOHC)	APU APU	8 11	1998 1998	9 5	2001 2001	GASOLINA GASOLINA	1781 1781	150 150
A3 20V A3 20V A3 20V A3 20V S3 20V TT 20V TT 20V TT 20V (DOHC)	AJQ APP AQA ARZ APY AJQ APP APX	11 11 8 7 11 10 10 10	1998 1998 1998 1999 1998 1998 1998 1998	8 8 8 4 8 8 8	2000 2000 2000 2000 2000 2000 2000	GASOLINA GASOLINA GASOLINA GASOLINA GASOLINA GASOLINA GASOLINA GASOLINA	1781 1781 1781 1781 1781 1781 1781 1781	180 180 150 150 209 180 180 225
A4 20V A4 20V A4 20V (DOHC)	APT ARG AVV	2 1 6	1999 1999 2000	9 9 9	2001 2001 2001	GASOLINA GASOLINA GASOLINA	1781 1781 1781	125 125 125
A6 20V (DOHC) (No: 8D-X-200001>)	ANB	1	1999			GASOLINA	1781	150
A4 20V A4 20V (DOHC) (No: 8D-X-200001>)	AEB ANB	5	1999 1999	6	2000	GASOLINA GASOLINA	1781 1781	150 150
A3 20V A3 20V S3 20V S3 20V (DOHC)	AMK AUL AMK AUL	7 9 7 9	1999 2000 1999 2000	10 4 10 4	1999 2002 1999 2002	GASOLINA GASOLINA GASOLINA GASOLINA	1781 1781 1781 1781	209 209 209 209
A3 20V (DOHC)	APG	11	1999	6	2003	GASOLINA	1781	125
A3 20V A3 20V A3 20V A3 20V (DOHC)	ARX ARY AUM AUQ	9 9 5 5	2000 2000 2000 2000	6 6 6 6	2003 2003 2003 2003	GASOLINA GASOLINA GASOLINA GASOLINA	1781 1781 1781 1781	150 150 150 150
A6 20V (DOHC)	AWT	6	2000	9	2001	GASOLINA	1781	150
A4 20V S3 20V TT 20V TT QUATTRO BASE TURBO 20V (DOHC)	AWT BAM BAM AWP	6 8 7 8	2000 2001 2000 2001	9 6 6 6	2001 2003 2006 2003	GASOLINA GASOLINA GASOLINA GASOLINA	1781 1781 1781 1781	150 225 225 180
TT 20V TT 20V TT 20V (DOHC)	ARY AUM AUQ	9 1 9	2000 2001 2000	5 6 6	2005 2006 2006	GASOLINA GASOLINA GASOLINA	1781 1781 1781	180 180 180
A4 20V (DOHC)	AVJ	12	2000	6	2002	GASOLINA	1781	150
A4 20V A4 20V A4 20V A4 20V A4 AVANT TURBO 20V A4 BASE TURBO 20V A4 CABRIOLET TURBO 20V A4 QUATTRO AVANT 20V A4 QUATTRO BASE 20V A4 QUATTRO CABRIOLET 20V (DOHC)	AMB AMB BEX BFB AMB AMB AMB AMB AMB AMB AMB	7 11 11 7 7 7 7 7 7 7 7	1991 2002 2002 2002 2002 2002 2002 2002 2002 2002 2002	6 12 12	2002 2004 2004	GASOLINA GASOLINA GASOLINA GASOLINA GASOLINA GASOLINA GASOLINA GASOLINA GASOLINA GASOLINA GASOLINA	1781 1781 1781 1781 1781 1781 1781 1781 1781 1781 1781	170 170 190 163 170 170 170 170 170 170 170
TT 20V TT 20V TT 20V (DOHC)	BFV BVP BVR	3 9 9	2005 2005 2005	6 6 6	2006 2006 2006	GASOLINA GASOLINA GASOLINA	1781 1781 1781	245 163 190




				IMAGEM DA JUNTA DO CABEÇOTE
	CÓDIGO MAHLE	CÓDIGO METAL LEVE		
81,00	JAV0701060/4* JUNTA TAMPA VÁLVULA JM0701130/4 JS0701130/4*	JAV9381/4* JUNTA TAMPA VÁLVULA J&RM-9388/4 J&RS-9388/4*	PF0700069*	
81,00 81,00 81,00	JAV0701060/4* JUNTA TAMPA VÁLVULA	JAV9381/4* JUNTA TAMPA VÁLVULA	PF0700077*	
81,00	JAV0701060/4* JUNTA TAMPA VÁLVULA	JAV9381/4* JUNTA TAMPA VÁLVULA	PF0700069*	
81,00 81,00	JAV0701060/4* JUNTA TAMPA VÁLVULA	JAV9381/4* JUNTA TAMPA VÁLVULA	PF0700069*	
81,00 81,00 81,00 81,00 81,00 81,00 81,00	JAV0701060/4* JUNTA TAMPA VÁLVULA JM0701060/4* JS0701060/4	JAV9381/4* JUNTA TAMPA VÁLVULA J&RM-9381/4* J&RS-9381/4	PF0700077*	
81,00 81,00 81,00	JAV0701060/4* JUNTA TAMPA VÁLVULA	JAV9381/4* JUNTA TAMPA VÁLVULA	PF0700069*	
81,00	JAV0701060/4* JUNTA TAMPA VÁLVULA JM0701130/4 JS0701130/4*	JAV9381/4* JUNTA TAMPA VÁLVULA J&RM-9388/4 J&RS-9388/4*	PF0700069*	
81,00 81,00	JAV0701060/4* JUNTA TAMPA VÁLVULA JM0701130/4 JS0701130/4*	JAV9381/4* JUNTA TAMPA VÁLVULA J&RM-9388/4 J&RS-9388/4*	PF0700069*	
81,00 81,00 81,00 81,00	JAV0701060/4* JUNTA TAMPA VÁLVULA	JAV9381/4* JUNTA TAMPA VÁLVULA	PF0700094*	
81,00	JAV0701060/4* JUNTA TAMPA VÁLVULA JM0701070/4* JS0701070/4*	JAV9381/4* JUNTA TAMPA VÁLVULA J&RM-9382/4* J&RS-9382/4*		
81,00 81,00 81,00 81,00	JAV0701060/4* JUNTA TAMPA VÁLVULA	JAV9381/4* JUNTA TAMPA VÁLVULA	PF0700094*	
81,00	JAV0701060/4* JUNTA TAMPA VÁLVULA	JAV9381/4* JUNTA TAMPA VÁLVULA	PF0700094*	
81,00 81,00 81,00 81,00	JAV0701060/4* JUNTA TAMPA VÁLVULA	JAV9381/4* JUNTA TAMPA VÁLVULA	PF0700094*	
81,00 81,00 81,00	JAV0701060/4* JUNTA TAMPA VÁLVULA	JAV9381/4* JUNTA TAMPA VÁLVULA	PF0700094*	
81,00	JAV0701060/4* JUNTA TAMPA VÁLVULA	JAV9381/4* JUNTA TAMPA VÁLVULA	PF0700094*	
81,00 81,00 81,00 81,00 81,00 81,00 81,00 81,00 81,00	JAV0701060/4* JUNTA TAMPA VÁLVULA	JAV9381/4* JUNTA TAMPA VÁLVULA	PF0700094*	
81,00 81,00	JAV0701060/4* JUNTA TAMPA VÁLVULA	JAV9381/4* JUNTA TAMPA VÁLVULA	PF0700094*	



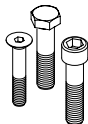















Descrição do Produto / Radical MAHLE / Radical Metal Leve: Junta do Coletor de Escape / JA / JA ;
 Junta do Coletor de Admissão / JAA / JAA; Junta do Coletor de Admissão e Escape / JAAE / JAAE;
 Junta do Carter / JAC / JAC; Junta da Tampa de Válvulas / JAV / JAV; Junta da Válvula Termostática / JAVT / JAVT;
 Junta do Cabeçote / JC / J&RC; Jogo de Juntas Inferior do Motor / JI / J&RI; Jogo de Juntas do Motor / JM / J&RM;
 Jogo de Juntas Superior do Motor / JS / J&RS; Jogo de Parafusos do Cabeçote / PF / PF;
 * Itens sob Consulta

		MÊS ANO					C.C.	POTÊNCIA (CV)
		→			←			
80 D 80 TD (No: <1Y-315559) (No: <AAZ-462614)	1Y AAZ	8 9	1989 1991	10 5	1991 1995	DIESEL DIESEL	1896 1896	64 75
80 D 80 TD (No: 1Y-315560>) (No: AAZ-462615>)	1Y AAZ	8 9	1989 1991	10 5	1991 1995	DIESEL DIESEL	1896 1896	64 75
80 TDI (No: <AFF-002000) (No: <AFN-002000)	1Z	9	1991	10	1994	DIESEL	1896	90
A4 D A4 TDI A6 TDI CABRIO TDI (No: <AFF-002000) (No: <AFN-002000)	AFF AHU,1Z,AFN AHU,1Z AHU,1Z	12 11 7 8	1995 1994 1994 1995		1996 1996 1996 1996	DIESEL DIESEL DIESEL DIESEL	1896 1896 1896 1896	75 90/110 90 90
A4 D A4 TDI A6 TDI (No: AFF-002001>) (No: AFN-002001>)	AFF AFN AFN	4	1996 1996 1997	4	2001	DIESEL DIESEL DIESEL	1896 1896 1896	75 110 110
A3 TDI A3 TDI A3 TDI (No: <AGR151000) (No: <AHF140000) (No: <ALH085000)	AGR AHF ALH	9 1 8	1996 1997 1997	7 7 8	1998 1998 1999	DIESEL DIESEL DIESEL	1896 1896 1896	90 110 90
A3 TDI A3 TDI A3 TDI (No: AGR151001>) (No: AHF140001>) (No: ALH085001>)	AGR AHF ALH	9 1 8	1996 1997 1997	7 7 8	1998 1998 1999	DIESEL DIESEL DIESEL	1896 1896 1896	90 110 90
A4 TDI A6 TDI	AHU AHU	8 7	1996 1996	7 10	1997 1997	DIESEL DIESEL	1896 1896	90 90
A4 TDI A4 TDI	AHH AVG	4 8	1997 1999	1 1	1999 2000	DIESEL DIESEL	1896 1896	90 110
A4 TDI	AHH	2	1999			DIESEL	1896	90
A6 TDI	AVG	8	1999	10	2000	DIESEL	1896	110
A3 TDI	ASV	9	1999	6	2001	DIESEL	1896	110
CABRIO (No: 8G-S009000>) (No: <ABK245263)	ABK	1	1993	9	1998	GASOLINA	1984	115
CABRIO (No: 8G-S009000>) (No: ABK245263>)	ABK	1	1993	9	1998	GASOLINA	1984	115
80 (No: 8C-S170001>) (No: <ADW000954)	ADW	11	1993	6	1995	GASOLINA	1984	107
80 (No: 8C-S170001>) (No: ADW000955>)	ADW	11	1993	6	1995	GASOLINA	1984	107
A6 A6	AAE,ADW ABK	10 10	1994 1994	6 6	1996 1996	GASOLINA GASOLINA	1984 1984	101/107 115
100 16V 80 16V COUPE 16V (DOHC) (No: <ACE017541)	ACE ACE ACE	2 8	1992 1992 1993			GASOLINA GASOLINA GASOLINA	1985 1985 1985	140 140 140
100 16V 80 16V A6 16V CABRIO 16V COUPE 16V (DOHC) (No: ACE 017542>)	ACE ACE ACE ACE ACE	8 7 5 8	1992 1992 1994 1995 1992	7 5 7 7	1994 1994 1997 1996	GASOLINA GASOLINA GASOLINA GASOLINA GASOLINA	1985 1985 1985 1985 1985	140 140 140 140 140




				IMAGEM DA JUNTA DO CABEÇOTE
	CÓDIGO MAHLE	CÓDIGO METAL LEVE		
79,50 79,50			PF0700004*	
79,50 79,50	JC0700040/4* 1,61	J&RC-9624/4* 1,61	PF0700004*	
79,50			PF0700004*	
79,50 79,50 79,50 79,50			PF0700004*	
79,50 79,50 79,50			PF0700004*	
79,50 79,50 79,50			PF0700004*	
79,50 79,50 79,50			PF0700004*	
79,50 79,50			PF0700004*	
79,50 79,50			PF0700004*	
79,50			PF0700004*	
79,50			PF0700004*	
79,50			PF0700004*	
79,50			PF0700004*	
79,50			PF0700004*	
82,50	JC0700080/4	J&RC-9355/4		
82,50	JC0700080/4	J&RC-9355/4		
82,50	JC0700080/4	J&RC-9355/4		
82,50	JC0700080/4	J&RC-9355/4		
82,50 82,50	JC0700080/4 JM0700080/4 JS0700080/4	J&RC-9355/4 J&RM-9355/4 J&RS-9355/4		
82,50 82,50 82,50	JC0700080/4	J&RC-9355/4		
82,50 82,50 82,50 82,50	JC0700080/4	J&RC-9355/4		



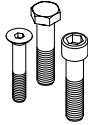














Descrição do Produto / Radical MAHLE / Radical Metal Leve: Junta do Coletor de Escape / JA / JA ;
 Junta do Coletor de Admissão / JAA / JAA; Junta do Coletor de Admissão e Escape / JAAE / JAAE;
 Junta do Carter / JAC / JAC; Junta da Tampa de Válvulas / JAV / JAV; Junta da Válvula Termostática / JAVT / JAVT;
 Junta do Cabeçote / JC / J&RC; Jogo de Juntas Inferior do Motor / JI / J&RI; Jogo de Juntas do Motor / JM / J&RM;
 Jogo de Juntas Superior do Motor / JS / J&RS; Jogo de Parafusos do Cabeçote / PF / PF;
 * Itens sob Consulta

		MÊS ANO					C.C.	POTÊNCIA (CV)
		→			←			
100 D	3D	8	1989	11	1990	DIESEL	2371	82
100 D	AAS	9	1991	5	1994	DIESEL	2371	82
A4 V6 (DOHC) (No: <8D-T076000) (No: <8D-V205000)	AFM	7	1995	7	1997	GASOLINA	2393	150
A4 V6 (DOHC) (No: <8D-T076000) (No: 8D-V205001>)	AFM	7	1995	7	1997	GASOLINA	2393	150
A4 V6 (DOHC) (No: 8D-T076001>) (No: <8D-V205000)	AFM	7	1995	7	1997	GASOLINA	2393	150
A4 V6 (DOHC) (No: 8D-T076001>) (No: 8D-V205001>)	AFM	7	1995	7	1997	GASOLINA	2393	150
A6 V6 (DOHC) (No: <4A-T029512)	AFM	1	1996	10	1997	GASOLINA	2393	150
A6 V6 (DOHC) (No: 4A-T029513>)	AFM	1	1996	10	1997	GASOLINA	2393	150
A4 V6 30V A4 V6 30V A6 V6 30V A6 V6 30V A6 V6 30V A6 V6 30V (DOHC)	AGA,AJG APS,APZ,ARJ AGA,AJG,APZ ALW,APC,ALF ARN,ARJ,APS ASM	8 8 4 6 11 6	1997 1998 1997 1997 1998 2000	7 6 1 1 5 7	1998 2000 1999 1999 2001 2005	GASOLINA GASOLINA GASOLINA GASOLINA GASOLINA GASOLINA	2393 2393 2393 2393 2393 2393	165 165 165 136/165 136/165 136
A4 V6 30V A4 V6 30V A6 V6 30V A6 V6 30V (DOHC)	ALF AML AML AMM	8 8 6 6	1997 1998 2000 2000	7 9 5 4	1998 2001 2001 2001	GASOLINA GASOLINA GASOLINA GASOLINA	2393 2393 2393 2393	165 165 165 165
A4 V6 30V A4 V6 30V (DOHC)	AMM BDV	9 9	2001 2001	12 12	2005 2005	GASOLINA GASOLINA	2393 2393	163 170
A6 V6 30V (DOHC) (No: <4B-2040000)	BDV	1	2002			GASOLINA	2393	170
A6 V6 30V (DOHC) (No: 4B-2040001>)	BDV	1	2002			GASOLINA	2393	170
TT TFSI 20V (DOHC)	CEPA	9	2010			GASOLINA	2480	340
COUPE V6	ABC	8	1992	12	1995	GASOLINA	2598	150
COUPE V6 (No: <8C-S-025820) (No: <8D-T-076000) (No: <4A-S-026714)	ACZ	11	1991	7	1994	GASOLINA	2598	150/144
100 V6 100 V6 80 V6 80 V6 (No: <8C-S-025820) (No: <8D-T-076000) (No: <4A-S-026714)	ABC ACZ ABC ACZ	4 4 7 7	1992 1992 1992 1992	5 5 7 7	1994 1994 1994 1994	GASOLINA GASOLINA GASOLINA GASOLINA	2598 2598 2598 2598	150 144 150 144
CABRIOLET V6 (No: <8C-S-025820) (No: <8D-T-076000) (No: <4A-S-026714)	ABC,ACZ	7	1992	7	1994	GASOLINA	2598	150/144

				IMAGEM DA JUNTA DO CABEÇOTE
	CÓDIGO MAHLE	CÓDIGO METAL LEVE		
79,50 79,50	JM0701150/5* S/ JUNTA CABEÇOTE JS0701150/5 S/ JUNTA CABEÇOTE	J&RM-9392/5* S/ JUNTA CABEÇOTE J&RS-9392/5 S/ JUNTA CABEÇOTE		
81,00	JAV0701000/4* JUNTA TAMPA VÁLVULA JC0701000/4	JAV9375/4* JUNTA TAMPA VÁLVULA J&RC-9375/4	PF0700051*	
81,00	JAV0701000/4* JUNTA TAMPA VÁLVULA JC0701000/4	JAV9375/4* JUNTA TAMPA VÁLVULA J&RC-9375/4	PF0700051*	
81,00	JC0701000/4	J&RC-9375/4	PF0700051*	
81,00	JC0701000/4	J&RC-9375/4	PF0700051*	
81,00	JAV0701000/4* JUNTA TAMPA VÁLVULA JC0701000/4	JAV9375/4* JUNTA TAMPA VÁLVULA J&RC-9375/4	PF0700051*	
81,00	JC0701000/4	J&RC-9375/4		
81,00 81,00 81,00 81,00 81,00	JAV0701140/6* JUNTA TAMPA VÁLVULA JC0701030/6 JM0701030/6* JS0701030/6*	JAV9389/6* JUNTA TAMPA VÁLVULA J&RC-9378/6 J&RM-9378/6* J&RS-9378/6*		
81,00 81,00 81,00 81,00	JAV0701140/6* JUNTA TAMPA VÁLVULA JC0701030/6	JAV9389/6* JUNTA TAMPA VÁLVULA J&RC-9378/6		
81,00 81,00	JAV0701140/6* JUNTA TAMPA VÁLVULA JC0701030/6	JAV9389/6* JUNTA TAMPA VÁLVULA J&RC-9378/6		
81,00	JAV0701140/6* JUNTA TAMPA VÁLVULA JC0701030/6	JAV9389/6* JUNTA TAMPA VÁLVULA J&RC-9378/6		
81,00	JAV0701140/6* JUNTA TAMPA VÁLVULA JC0701030/6	JAV9389/6* JUNTA TAMPA VÁLVULA J&RC-9378/6		
82,50			PF0700051*	
82,50	JAV0701000/4* JUNTA TAMPA VÁLVULA JC0701000/4 JM0701000/4*	JAV9375/4* JUNTA TAMPA VÁLVULA J&RC-9375/4 J&RM-9375/4*		
82,50	JAV0701000/4* JUNTA TAMPA VÁLVULA JC0701000/4 JM0701000/4*	JAV9375/4* JUNTA TAMPA VÁLVULA J&RC-9375/4 J&RM-9375/4*	PF0700051*	
82,50 82,50 82,50 82,50	JAV0701000/4* JUNTA TAMPA VÁLVULA JC0701000/4 JM0701000/4*	JAV9375/4* JUNTA TAMPA VÁLVULA J&RC-9375/4 J&RM-9375/4*	PF0700051*	
82,50	JAV0701000/4* JUNTA TAMPA VÁLVULA JC0701000/4 JM0701000/4*	JAV9375/4* JUNTA TAMPA VÁLVULA J&RC-9375/4 J&RM-9375/4*	PF0700051*	



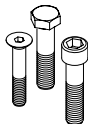











Descrição do Produto / Radical MAHLE / Radical Metal Leve: Junta do Coletor de Escape / JA / JA ;
 Junta do Coletor de Admissão / JAA / JAA; Junta do Coletor de Admissão e Escape / JAAE / JAAE;
 Junta do Carter / JAC / JAC; Junta da Tampa de Válvulas / JAV / JAV; Junta da Válvula Termostática / JAVT / JAVT;
 Junta do Cabeçote / JC / J&RC; Jogo de Juntas Inferior do Motor / JI / J&RI; Jogo de Juntas do Motor / JM / J&RM;
 Jogo de Juntas Superior do Motor / JS / J&RS; Jogo de Parafusos do Cabeçote / PF / PF;
 * Itens sob Consulta

		MÊS ANO					c.c.	POTÊNCIA (CV)
		→			←			
80 V6 A4 V6 A4 V6 (No: <8C-S-025820) (No: <8D-T-076000) (No: <4A-S-026714)	ACZ ABC ACZ	7	1992 1994 1994	7	1994 1994 1994	GASOLINA GASOLINA GASOLINA	2598 2598 2598	144 150 144
A6 V6 A6 V6 (No: <8C-S-025820) (No: <8D-T-076000) (No: <4A-S-026714)	ABC ACZ	6 6	1994 1994	7 7	1994 1994	GASOLINA GASOLINA	2598 2598	150 144
80 V6 80 V6 A4 V6 A4 V6 A6 V6 A6 V6 (No: 8C-S-025821>) (No: 8D-T-076001>) (No: 4A-S-025715>)	ABC ACZ ABC ACZ ABC ACZ	8 8 8 8 8 8	1994 1994 1994 1994 1994 1994	10 10 7 7 6 6	1994 1994 1997 1997 1996 1996	GASOLINA GASOLINA GASOLINA GASOLINA GASOLINA GASOLINA	2598 2598 2598 2598 2598 2598	150 144 150 144 150 144
A6 V6 30V S4 V6 30V S6 V6 30V (DOHC)	AJK AGB AJK	2 2 2	1999 1999 1999			GASOLINA GASOLINA GASOLINA	2671 2671 2671	230 265 230
A6 V6 30V ALLROAD QUATTRO BASE TURBO N/A 30V (DOHC)	ARE ARE	5 5	2000 2000	6 6	2002 2002	GASOLINA	2671 2671	250
RS4 TURBO V6 30V RS4 TURBO V6 30V (DOHC)	ASJ AZR	6 11	2000 2000	10 9	2000 2001	GASOLINA GASOLINA	2671 2671	381 381
A6 V6 30V (DOHC)	AZA	9	2000	5	2001	GASOLINA	2671	230
S4 BASE TURBO N/A 30V S4 V6 30V (DOHC)	AZB	11	2000 2000		2001 2001	GASOLINA	2671 2671	265
A6 V6 30V (DOHC) (No: <4B-2040000)	BES	7	2002	8	2005	GASOLINA	2671	250
A6 V6 30V (DOHC) (No: 4B-2040001>)	BES	7	2002	8	2005	GASOLINA	2671	250
100 V6 80 V6 (No: <8D-T-076000) (No: <4A-S-026714) (No: <4D-T-003800)	AAH AAH	12 9	1990 1991	5 7	1994 1994	GASOLINA GASOLINA	2771 2771	174 174
80 V6 (No: <8D-T-076000) (No: <4A-S-026714) (No: <4D-T-003800)	AAH	9	1991	7	1994	GASOLINA	2771	174
CABRIOLET BASE 12V CABRIOLET V6 (No: <8D-T-076000) (No: <4A-S-026714) (No: <4D-T-003800)	AAH AAH	9	1994 1991	7	1994 1994	GASOLINA	2771 2771	172 174
COUPE V6 (No: <8D-T-076000) (No: <4A-S-026714) (No: <4D-T-003800)	AAH	9	1991	7	1994	GASOLINA	2771	174
A4 V6 A6 AVANT 12V A6 BASE 12V A6 V6 A6 V6 A8 V6 A8 V6 (No: <8D-T-076000) (No: <4A-S-026714) (No: <4D-T-003800)	AAH AAH AAH AAH AEJ AAH AEJ		1994 1995 1995 1994 1994 1994 1994	7 7 7 7 7 7	1999 1995 1995 1999 1999 1999 1999	GASOLINA GASOLINA GASOLINA GASOLINA GASOLINA GASOLINA	2771 2771 2771 2771 2771 2771	174 172 172 174 174 174 174




				IMAGEM DA JUNTA DO CABEÇOTE
	CÓDIGO MAHLE	CÓDIGO METAL LEVE		
82,50 82,50 82,50	JAV0701000/4* JUNTA TAMPA VÁLVULA JC0701000/4 JM0701000/4*	JAV9375/4* JUNTA TAMPA VÁLVULA J&RC-9375/4 J&RM-9375/4*	PF0700051*	
82,50 82,50	JAV0701000/4* JUNTA TAMPA VÁLVULA JC0701000/4 JM0701000/4*	JAV9375/4* JUNTA TAMPA VÁLVULA J&RC-9375/4 J&RM-9375/4*	PF0700051*	
82,50 82,50 82,50 82,50 82,50	JC0701000/4 JM0701010/4* JS0701010/4*	J&RC-9375/4 J&RM-9376/4* J&RS-9376/4*	PF0700051*	
81,00 81,00 81,00	JAV0701140/6* JUNTA TAMPA VÁLVULA JC0701030/6	JAV9389/6* JUNTA TAMPA VÁLVULA J&RC-9378/6		
81,00 81,00	JAV0701140/6* JUNTA TAMPA VÁLVULA JC0701030/6	JAV9389/6* JUNTA TAMPA VÁLVULA J&RC-9378/6		
81,00 81,00	JAV0701140/6* JUNTA TAMPA VÁLVULA JAV0701140/6* JUNTA TAMPA VÁLVULA	JAV9389/6* JUNTA TAMPA VÁLVULA JAV9389/6* JUNTA TAMPA VÁLVULA		
81,00	JAV0701140/6* JUNTA TAMPA VÁLVULA JC0701030/6	JAV9389/6* JUNTA TAMPA VÁLVULA J&RC-9378/6		
82,50 81,00	JAV0701140/6* JUNTA TAMPA VÁLVULA JC0701030/6	JAV9389/6* JUNTA TAMPA VÁLVULA J&RC-9378/6		
81,00	JAV0701140/6* JUNTA TAMPA VÁLVULA JC0701030/6	JAV9389/6* JUNTA TAMPA VÁLVULA J&RC-9378/6		
81,00	JAV0701140/6* JUNTA TAMPA VÁLVULA JC0701030/6	JAV9389/6* JUNTA TAMPA VÁLVULA J&RC-9378/6		
82,50 82,50	JAV0701000/4* JUNTA TAMPA VÁLVULA JC0701000/4 JM0701000/4*	JAV9375/4* JUNTA TAMPA VÁLVULA J&RC-9375/4 J&RM-9375/4*	PF0700051*	
82,50	JAV0701000/4* JUNTA TAMPA VÁLVULA JC0701000/4 JM0701000/4*	JAV9375/4* JUNTA TAMPA VÁLVULA J&RC-9375/4 J&RM-9375/4*	PF0700051*	
82,50 82,50	JAV0701000/4* JUNTA TAMPA VÁLVULA JC0701000/4 JM0701000/4*	JAV9375/4* JUNTA TAMPA VÁLVULA J&RC-9375/4 J&RM-9375/4*	PF0700051*	
82,50	JAV0701000/4* JUNTA TAMPA VÁLVULA JC0701000/4 JM0701000/4*	JAV9375/4* JUNTA TAMPA VÁLVULA J&RC-9375/4 J&RM-9375/4*	PF0700051*	
82,50 82,50 82,50 82,50 82,50 82,50	JAV0701000/4* JUNTA TAMPA VÁLVULA JC0701000/4 JM0701000/4*	JAV9375/4* JUNTA TAMPA VÁLVULA J&RC-9375/4 J&RM-9375/4*	PF0700051*	



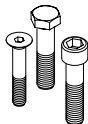
Descrição do Produto / Radical MAHLE / Radical Metal Leve: Junta do Coletor de Escape / JA / JA ;
 Junta do Coletor de Admissão / JAA / JAA; Junta do Coletor de Admissão e Escape / JAAE / JAAE;
 Junta do Carter / JAC / JAC; Junta da Tampa de Válvulas / JAV / JAV; Junta da Válvula Termostática / JAVT / JAVT;
 Junta do Cabeçote / JC / J&RC; Jogo de Juntas Inferior do Motor / JI / J&RI; Jogo de Juntas do Motor / JM / J&RM;
 Jogo de Juntas Superior do Motor / JS / J&RS; Jogo de Parafusos do Cabeçote / PF / PF;
 * Itens sob Consulta

		MÊS ANO			C.C.	POTÊNCIA (CV)		
		→	←					
A6 AVANT 12V A6 BASE 12V A6 V6 A6 V6 (No: <8D-T-076000) (No: <4A-S-026714) (No: <4D-T-003800)	AAH AAH AAH AEJ	6 6	1995 1995 1994 1994	7 7	1995 1995 1999 1999	GASOLINA GASOLINA	2771 2771 2771 2771	172 172 174 174
A8 V6 (No: 4D-T003801>) (No: 8B-T002001>)	AAH	8	1994	3	1996	GASOLINA	2771	174
CABRIOLET BASE 12V CABRIOLET V6 (No: 4D-T003801>) (No: 8B-T002001>)	AAH AAH	8	1994 1994	12	1994 1995	GASOLINA	2771 2771	172 174
CABRIOLET BASE 12V COUPE V6 (No: 4D-T003801>) (No: 8B-T002001>)	AAH AAH	8	1994 1994	12	1994 1995	GASOLINA	2771 2771	172 174
A4 V6 30V A6 V6 30V A6 V6 30V A6 V6 30V A8 V6 30V A8 V6 30V (DOHC) A4 ACK (No: <8D-V-205000) A8 ACK (No: <4D-V-011000)	ACK ACK AGE ALG ACK ALG	10 10 10 10 10 10	1995 1995 1995 1995 1995 1995	7 7 7 7 7 7	1998 1998 1998 1998 1998 1998	GASOLINA GASOLINA GASOLINA GASOLINA GASOLINA GASOLINA	2771 2771 2771 2771 2771 2771	193 193 193 193 193 193
A4 V6 30V A4 V6 30V A4 V6 30V A4 V6 30V A4 V6 30V A4 V6 30V A6 V6 30V A8 V6 30V A8 V6 30V (DOHC) A4 ACK (No: 8D-V-205001>) A8 ACK (No: 4D-V-011001>)	ACK ALG AMX APR AQD ATX AMX AMX ATX	10 5 7 11 11 11 6 2 11	1995 1997 1998 1998 1998 1998 1998 2002 1995	7 7 9 6 6 6 5 9 6	1998 1998 2001 2000 2000 2000 2001 2002 2000	GASOLINA GASOLINA GASOLINA GASOLINA GASOLINA GASOLINA GASOLINA GASOLINA GASOLINA	2771 2771 2771 2771 2771 2771 2771 2771 2771	193 193 193 193 193 193 193 193 193
A4 V6 30V A4 V6 30V A6 V6 30V (DOHC) (No: <8H-4-005000)	ASN BBJ ASN	12 4 6	2000 2001 2001	12 1	2005 2005	GASOLINA GASOLINA GASOLINA	2976 2976 2976	220 218 220
A4 AVANT 30V A4 BASE 30V A4 CABRIOLET 30V A4 QUATTRO AVANT 30V A4 QUATTRO BASE 30V A4 QUATTRO CABRIOLET 30V A4 V6 30V A4 V6 30V A4 V6 30V A4 V6 30V A6 BASE 30V A6 QUATTRO AVANT 30V A6 QUATTRO BASE 30V A6 V6 30V (DOHC) (No: 8H-4-005001>)	AVK AVK AVK AVK AVK AVK ASN AVK BBJ BGN AVK AVK AVK AVK ASN	6 6 6 6 6 6 12 9 4 6 6 6 6 6 6	2004 2004 2004 2004 2004 2004 2000 2001 2001 2004 2004 2004 2004 2001	6 6 6 6 6 6 6 6 12 6 6 6 6 6 1	2006 2006 2006 2006 2006 2006 2006 2002 2005 2006 2006 2006 2006 2006 2005	GASOLINA GASOLINA GASOLINA GASOLINA GASOLINA GASOLINA GASOLINA GASOLINA GASOLINA GASOLINA GASOLINA GASOLINA GASOLINA	2976 2976 2976 2976 2976 2976 2976 2976 2976 2976 2976 2976 2976 2976	220 220 220 220 220 220 220 220 218 220 220 220 220 220
A6 V6 30V A6 V6 30V (DOHC) (No: <4B-4-018000)	ASN BBJ	6 6	2001 2001	5 5	2006 2006	GASOLINA GASOLINA	2976 2976	220 218
A6 V6 30V A6 V6 30V (DOHC) (No: 4B-4-018001>)	ASN BBJ	6 6	2001 2001	5 5	2006 2006	GASOLINA GASOLINA	2976 2976	220 218
A8 V6 30V A8 V6 30V (DOHC)	ASN BBJ	7 7	2003 2003	5 5	2005 2006	GASOLINA GASOLINA	2976 2976	220 218




				IMAGEM DA JUNTA DO CABEÇOTE
	CÓDIGO MAHLE	CÓDIGO METAL LEVE		
82,50 82,50 82,50 82,50	JAV0701000/4* JUNTA TAMPA VÁLVULA JC0701000/4 JM0701000/4*	JAV9375/4* JUNTA TAMPA VÁLVULA J&RC-9375/4 J&RM-9375/4*	PF0700051*	
82,50	JC0701000/4 JM0701010/4* JS0701010/4*	J&RC-9375/4 J&RM-9376/4* J&RS-9376/4*	PF0700051*	
82,50 82,50	JC0701000/4 JM0701010/4* JS0701010/4*	J&RC-9375/4 J&RM-9376/4* J&RS-9376/4*	PF0700051*	
82,50 82,50	JC0701000/4 JM0701010/4* JS0701010/4*	J&RC-9375/4 J&RM-9376/4* J&RS-9376/4*	PF0700051*	
82,50 82,50 82,50 82,50 82,50	JAV0701140/6* JUNTA TAMPA VÁLVULA JC0701140/6	JAV9389/6* JUNTA TAMPA VÁLVULA J&RC-9389/6		
82,50 82,50 82,50 82,50 82,50 82,50 82,50 82,50	JAV0701140/6* JUNTA TAMPA VÁLVULA JC0701140/6 JS0701140/6*	JAV9389/6* JUNTA TAMPA VÁLVULA J&RC-9389/6 J&RS-9389/6*		
82,50 82,50 82,50	JC0701050/6*	J&RC-9380/6*		
82,50 82,50 82,50 82,50 82,50 82,50 82,50 82,50 82,50 82,50 82,50	JC0701040/6* JM0701040/6*	J&RC-9379/6* J&RM-9379/6*		
82,50 82,50	JC0701050/6*	J&RC-9380/6*		
82,50 82,50	JC0701040/6* JM0701040/6*	J&RC-9379/6* J&RM-9379/6*		
82,50 82,50	JC0701040/6*	J&RC-9379/6*		



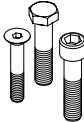

Descrição do Produto / Radical MAHLE / Radical Metal Leve: Junta do Coletor de Escape / JA / JA ;
 Junta do Coletor de Admissão / JAA / JAA; Junta do Coletor de Admissão e Escape / JAAE / JAAE;
 Junta do Câter / JAC / JAC; Junta da Tampa de Válvulas / JAV / JAV; Junta da Válvula Termostática / JAVT / JAVT;
 Junta do Cabeçote / JC / J&RC; Jogo de Juntas Inferior do Motor / JI / J&RI; Jogo de Juntas do Motor / JM / J&RM;
 Jogo de Juntas Superior do Motor / JS / J&RS; Jogo de Parafusos do Cabeçote / PF / PF;
 * Itens sob Consulta

		MÊS ANO			c.c.	POTÊNCIA (CV)
		→	←			
Y10	M204BA	1985		GASOLINA	999	44
Y10	160A3.000	1992		GASOLINA	1108	51
Y12	840A3.000	1996		GASOLINA	1242	60




				IMAGEM DA JUNTA DO CABEÇOTE
	CÓDIGO MAHLE	CÓDIGO METAL LEVE		
70,00			PF0250006*	
70,00			PF0250006*	
70,80			PF0250006*	



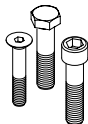







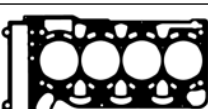


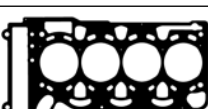
Descrição do Produto / Radical MAHLE / Radical Metal Leve: Junta do Coletor de Escape / JA / JA ;
 Junta do Coletor de Admissão / JAA / JAA; Junta do Coletor de Admissão e Escape / JAAE / JAAE;
 Junta do Câter / JAC / JAC; Junta da Tampa de Válvulas / JAV / JAV; Junta da Válvula Termostática / JAVT / JAVT;
 Junta do Cabeçote / JC / J&RC; Jogo de Juntas Inferior do Motor / JI / J&RI; Jogo de Juntas do Motor / JM / J&RM;
 Jogo de Juntas Superior do Motor / JS / J&RS; Jogo de Parafusos do Cabeçote / PF / PF;
 * Itens sob Consulta

		MÊS ANO					c.c.	POTÊNCIA (CV)
		→		←				
RASCAL	F10A	6	1986	6	1990	GASOLINA	970	46




				IMAGEM DA JUNTA DO CABEÇOTE
	CÓDIGO MAHLE	CÓDIGO METAL LEVE		
65,50	JC0141100/4* JM0141100/4*	J&RC-9623/4* J&RM-9623/4*		



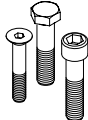





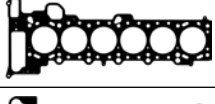



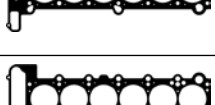
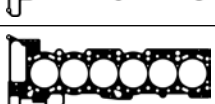
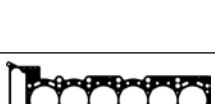

Descrição do Produto / Radical MAHLE / Radical Metal Leve: Junta do Coletor de Escape / JA / JA ;
 Junta do Coletor de Admissão / JAA / JAA; Junta do Coletor de Admissão e Escape / JAAE / JAAE;
 Junta do Câster / JAC / JAC; Junta da Tampa de Válvulas / JAV / JAV; Junta da Válvula Termostática / JAVT / JAVT;
 Junta do Cabeçote / JC / J&RC; Jogo de Juntas Inferior do Motor / JI / J&RI; Jogo de Juntas do Motor / JM / J&RM;
 Jogo de Juntas Superior do Motor / JS / J&RS; Jogo de Parafusos do Cabeçote / PF / PF;
 * Itens sob Consulta

		MÊS ANO					C.C.	POTÊNCIA (CV)
		→			←			
316i 316i	M43(164E2) M43(164E2)	9 9	1993 1993	8 8	1998 1998	GASOLINA GASOLINA	1596 1596	102 102
316ti 16V 316ti Coupe 16V (DOHC)	N45B16A N45B16A	6 6	2002 2002	2	2005	GASOLINA GASOLINA	1596 1596	115 115
116i 16V 316i 16V (DOHC)	N45B16A N45B16A	1 8	2003 2004	1 1	2007 2007	GASOLINA GASOLINA	1596 1596	116 116
318is 16V (DOHC)	M42(184S1)	9	1989	8	1992	GASOLINA	1796	140
318is 16V 318IS BASE 16V (DOHC)	M42(184S1) M42	9	1992 1992	9	1993 1992	GASOLINA	1796 1796	140 134
318is 16V 318IS BASE 16V 318ti 16V (DOHC)	M42(184S1) M42 M42(184S1)	10 10	1993 1993 1994	12 12	1995 1995 1995	GASOLINA GASOLINA	1796 1796 1796	140 134 140
316ci Coupe 16V 316i 16V 316i 16V 316i 16V 316ti 16V (DOHC)	N40B16A N40B16A N42B18A(VALVETRONIC) N46B18A VALVETRONIC	1 1 1 1 6	2001 2001 2000 2003 2001			GASOLINA GASOLINA GASOLINA GASOLINA GASOLINA	1796 1796 1796 1796 1796	116 115 115
316ci Coupe 16V 316ci Coupe 16V 316i 16V 316i 16V 316ti 16V 316ti 16V (DOHC)	N40B16A N45B16A N40B16A N45B16A N40B16A N45B16A	1 1 12 1 1 1	2001 2003 2003 2003 2001 2003			GASOLINA GASOLINA GASOLINA GASOLINA GASOLINA GASOLINA	1796 1796 1796 1796 1796 1796	115 115 115 115 115 115
318is 16V 318IS BASE 16V 318ti 16V 318TI BASE 16V Z3 1.9i 16V Z3 BASE 16V Z3 ROADSTER 16V Z3i 16V (DOHC)	M44(194S1) M44 M44(194S1) M44 M44 M44 M44 M44(194S1)	1 1 1 10	1996 1996 1996 1996 1996 1996 1996 1995		1998 1999 1998 1999 1997 1998 1998	GASOLINA GASOLINA GASOLINA GASOLINA	1895 1895 1895 1895 1895 1895 1895	140 138 140 138 138 138 138 140
320i 24V 320i BASE 24V 520i 24V (DOHC)	M50(206S1) M50B20 M50(206S1)	9 8	1989 1992 1989	8 8	1992 1992 1992	GASOLINA GASOLINA	1991 1990 1991	150 150 150
320i 24V 320i BASE 24V 520i 24V (DOHC)	M50(206S2) M50B20 M50(206S2)	9 9	1992 1994 1992		1997 1994 1996	GASOLINA GASOLINA	1991 1990 1991	150 150 150
320i 24V (DOHC)	M52(206S3)	9	1994	8	1995	GASOLINA	1991	150
320i 24V 520i 24V (DOHC)	M52(206S3) M52(206S3)	9 9	1995 1995	8 8	1998 1998	GASOLINA GASOLINA	1991 1991	150 150
320ci 24V 320i 24V 520i 24V Z3i 24V (DOHC)	M52(206S4) M52(206S4) M52(206S4) M52(206S4)	9 9 9 9	1998 1998 1998 1998	9 9 9 9	2002 2002 2002 2002	GASOLINA GASOLINA GASOLINA GASOLINA	1991 1991 1991 1991	150 150 150 150
318ci Cabrio 16V 318ci Cabrio 16V 318ci Cabrio 16V 318ci Coupe 16V 318ci Coupe 16V 318ci Coupe 16V 318ti 16V 318ti 16V 318ti 16V 320is 16V (DOHC)	N42B20A(VALVETRONIC) N46B20A N46B20C N42B20A(VALVETRONIC) N46B20A N46B20C N42B20A(VALVETRONIC) N46B20A N46B20C VALVETRONIC	1 1 1 1 1 1 1 1 1 10	2000 2003 2003 2000 2003 2003 2000 2003 2003 2001			GASOLINA GASOLINA GASOLINA GASOLINA GASOLINA GASOLINA GASOLINA GASOLINA GASOLINA GASOLINA	1995 1995 1995 1995 1995 1995 1995 1995 1995 1995	143 143 143 143 143 143 143 143 143 143




				IMAGEM DA JUNTA DO CABEÇOTE
	CÓDIGO MAHLE	CÓDIGO METAL LEVE		
84,00 84,00	JC1400190/4* JS1400190/4*	J&RC-9401/4* J&RS-9401/4*		
84,00 84,00	JC1400250/6*	J&RC-9409/6*		
84,00 84,00	JC1400250/6*	J&RC-9409/6*		
84,00	JAV1400150/4* JUNTA TAMPA VÁLVULA JC1400150/4*	JAV9397/4* JUNTA TAMPA VÁLVULA J&RC-9397/4*		
84,00 84,00	JAV1400150/4* JUNTA TAMPA VÁLVULA JC1400150/4*	JAV9397/4* JUNTA TAMPA VÁLVULA J&RC-9397/4*		
84,00 84,00 84,00	JAV1400150/4* JUNTA TAMPA VÁLVULA JC1400150/4* JM1400150/4* JS1400150/4*	JAV9397/4* JUNTA TAMPA VÁLVULA J&RC-9397/4* J&RM-9397/4* J&RS-9397/4*		
84,00 84,00 84,00 84,00	JC1400250/6*	J&RC-9409/6*		
84,00 84,00 84,00 84,00 84,00	JC1400250/6*	J&RC-9409/6*		
85,00 85,00 85,00 85,00 85,00 85,00	JAV1400150/4* JUNTA TAMPA VÁLVULA JC1400220/4* JM1400220/4* JS1400220/4*	JAV9397/4* JUNTA TAMPA VÁLVULA J&RC-9404/4* J&RM-9404/4* J&RS-9404/4*		
80,00 80,00 80,00			PF1400050*	
80,00 80,00 80,00	JAV1400210/6* JUNTA TAMPA VÁLVULA	JAV9403/6* JUNTA TAMPA VÁLVULA	PF1400050*	
80,00	JAV1400210/6* JUNTA TAMPA VÁLVULA	JAV9403/6* JUNTA TAMPA VÁLVULA	PF1400050*	
80,00 80,00	JAV1400140/6* JUNTA TAMPA VÁLVULA	JAV9396/6* JUNTA TAMPA VÁLVULA	PF1400050*	
80,00 80,00 80,00 80,00	JAV1400100/4* JUNTA TAMPA VÁLVULA JC1400240/6*	JAV9407/4* JUNTA TAMPA VÁLVULA J&RC-9408/6*	PF1400100*	
84,00 84,00 84,00 84,00 84,00 84,00 84,00	JC1400250/6*	J&RC-9409/6*		



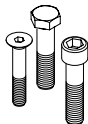


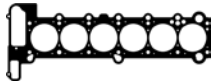
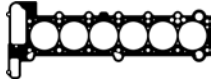










Descrição do Produto / Radical MAHLE / Radical Metal Leve: Junta do Coletor de Escape / JA / JA ;
 Junta do Coletor de Admissão / JAA / JAA; Junta do Coletor de Admissão e Escape / JAAE / JAAE;
 Junta do Carter / JAC / JAC; Junta da Tampa de Válvulas / JAV / JAV; Junta da Válvula Termostática / JAVT / JAVT;
 Junta do Cabeçote / JC / J&RC; Jogo de Juntas Inferior do Motor / JI / J&RI; Jogo de Juntas do Motor / JM / J&RM;
 Jogo de Juntas Superior do Motor / JS / J&RS; Jogo de Parafusos do Cabeçote / PF / PF;
 * Itens sob Consulta

		MÊS ANO			C.C.	POTÊNCIA (CV)		
		→	←					
120i 16V (DOHC)	N46B20B	1	2003	1	2007	GASOLINA	1995	150
118i 16V 120i 16V 318i 16V 320i 16V (DOHC)	N46B20B N46B20B N46B20B N46B20B	1 1 8 2	2004 2003 2004 2004			GASOLINA GASOLINA GASOLINA GASOLINA	1995 1995 1995 1995	129 150 129 150
X3i 16V Z4i Roadster 16V (DOHC)	N46B20B N46B20B	1 1	2003 2004	1 1	2007 2007	GASOLINA GASOLINA	1995 1995	150 150
320i 16V (DOHC)	N46B20C	9	2005			GASOLINA	1995	150
320ci 24V 320ci Cabrio 24V 320ci Coupe 24V 320i 24V 320i 24V 520i 24V 320i BASE 24V 520i 24V Z3i Roadster 24V (DOHC)	M54(226S1) M54(226S1) M54(226S1) M54(226S1) M54(226S1) M54(226S1) M54 M54(226S1) M54(226S1)		2000 2000 2000 1999 2000 1999 2001 2000 2000	9 9 9 9 9 9 2005 9 9	2002 2002 2002 2002 2002 2002 2002 2002 2002	GASOLINA GASOLINA GASOLINA GASOLINA GASOLINA GASOLINA GASOLINA GASOLINA GASOLINA	2171 2171 2171 2171 2171 2171 2171 2171 2171	170 170 170 170 170 170 168 170 170
Z4i 24V Z4i Roadster 24V (DOHC)	M54(226S1) M54(226S1)	10 9	2003 2002			GASOLINA GASOLINA	2171 2171	170 170
325i 24V 525i 24V 525i BASE 24V 525ix 24V (DOHC)	M50(256S1) M50(256S1) M50 M50(256S1)	8 8 8 8	1989 1989 1991 1989	9 9 9 9	1992 1992 1992 1992	GASOLINA GASOLINA GASOLINA GASOLINA	2494 2494 2494 2494	192 192 189 192
325IS BASE 24V 525i 24V 525i BASE 24V 525iT BASE 24V 525ix 24V (DOHC)	M50 M50(256S2) M50 M50 M50(256S2)	9 9 9 9	1992 1992 1991 1993 1992		1992 1996 1995 1993 1996	GASOLINA GASOLINA GASOLINA GASOLINA	2494 2494 2494 2494 2494	189 192 189 189 192
325i 24V 325i BASE 24V 325IS BASE 24V (DOHC)	M50(256S2) M50TU M50TU	9	1992 1994 1993		1997 1995 1995	GASOLINA	2494 2494 2494	192 189 189
323i 24V (DOHC)	M52(256S3)	5	1995	9	1995	GASOLINA	2494	170
323i 24V 323ti 24V 523i 24V (DOHC)	M52(256S3) M52(256S3) M52(256S3)	9 9 12	1995 1995 1995	8 8 8	1998 1998 1998	GASOLINA GASOLINA GASOLINA	2494 2494 2494	170 170 170
323ci 24V 323ci Coupe 24V 323i 24V 323i 24V 523i 24V Z3i 24V (DOHC)	256S4 256S4 256S4 256S4 256S4 256S4	9 1 1 9 9	1998 1998 1997 1998 1998 1999	9 12 9 9 9 9	2002 2000 2002 2002 2002 2002	GASOLINA GASOLINA GASOLINA GASOLINA GASOLINA GASOLINA	2494 2494 2494 2494 2494 2494	170 170 170 170 170 170
325Ci BASE 24V 325ci Cabrio 24V 325ci Coupe 24V 325i 24V 325i BASE 24V 325ti 24V 325xi 24V 325Xi BASE 24V 525i 24V 525i BASE 24V Z4i Roadster 24V (DOHC)	M54 M54(256S5) M54(256S5) M54(256S5) M54 M54(256S5) M54(256S5) M54 M54(256S5) M54 M54(256S5)	1 1 1 1 6 1 1 1 1	2001 2002 2002 2002 2001 2001 2002 2001 2002 2001 2001	9 9 9 9 9 9 9 9 9	2001 2002 2002 2002 2001 2002 2002 2001 2002 2001 2002	GASOLINA GASOLINA GASOLINA GASOLINA GASOLINA GASOLINA GASOLINA GASOLINA GASOLINA GASOLINA GASOLINA	2494 2494 2494 2494 2494 2494 2494 2494 2494 2494 2494	184 192 192 192 184 192 192 184 192 184 192




				IMAGEM DA JUNTA DO CABEÇOTE
	CÓDIGO MAHLE	CÓDIGO METAL LEVE		
84,00	JC1400250/6*	J&RC-9409/6*		
84,00 84,00 84,00 84,00	JC1400250/6* JM1400250/6*	J&RC-9409/6* J&RM-9409/6*		
84,00 84,00	JC1400250/6*	J&RC-9409/6*		
84,00	JC1400250/6*	J&RC-9409/6*		
80,00 80,00 80,00 80,00 80,00 80,00 80,00 80,00	JAV1400100/4* JUNTA TAMPA VÁLVULA JC1400240/6*	JAV9407/4* JUNTA TAMPA VÁLVULA J&RC-9408/6*	PF1400100*	
80,00 80,00	JC1400240/6*	J&RC-9408/6*	PF1400100*	
84,00 84,00 84,00 84,00	JC1400140/6* JC1400140/6* 0,30 JS1400140/6*	J&RC-9396/6* J&RC-9396/6* 0,30 J&RS-9396/6*	PF1400050*	
84,00 84,00 84,00 84,00 84,00	JAV1400210/6* JUNTA TAMPA VÁLVULA JC1400140/6* JC1400140/6* 0,30 JM1400180/6* JS1400180/6*	JAV9403/6* JUNTA TAMPA VÁLVULA J&RC-9396/6* J&RC-9396/6* 0,30 J&RM-9400/6* J&RS-9400/6*	PF1400050*	
84,00 84,00 84,00	JAV1400210/6* JUNTA TAMPA VÁLVULA JC1400140/6* JC1400140/6* 0,30 JM1400180/6* JS1400180/6*	JAV9403/6* JUNTA TAMPA VÁLVULA J&RC-9396/6* J&RC-9396/6* 0,30 J&RM-9400/6* J&RS-9400/6*	PF1400050*	
84,00	JAV1400210/6* JUNTA TAMPA VÁLVULA JC1400140/6* JC1400140/6* 0,30 JM1400210/6* JS1400210/6*	JAV9403/6* JUNTA TAMPA VÁLVULA J&RC-9396/6* J&RC-9396/6* 0,30 J&RM-9403/6* J&RS-9403/6*	PF1400050*	
84,00 84,00 84,00	JAV1400140/6* JUNTA TAMPA VÁLVULA JC1400140/6* JC1400140/6* 0,30 JS1400260/6*	JAV9396/6* JUNTA TAMPA VÁLVULA J&RC-9396/6* J&RC-9396/6* 0,30 J&RS-9410/6*	PF1400050*	
84,00 84,00 84,00 84,00 84,00	JAV1400100/4* JUNTA TAMPA VÁLVULA JC1400100/4* JM1400100/4*	JAV9407/4* JUNTA TAMPA VÁLVULA J&RC-9407/4* J&RM-9407/4*	PF1400100*	
84,00 84,00 84,00 84,00 84,00 84,00 84,00 84,00 84,00	JAV1400100/4* JUNTA TAMPA VÁLVULA JC1400100/4*	JAV9407/4* JUNTA TAMPA VÁLVULA J&RC-9407/4*	PF1400100*	



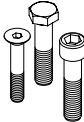








Descrição do Produto / Radical MAHLE / Radical Metal Leve: Junta do Coletor de Escape / JA / JA ;
 Junta do Coletor de Admissão / JAA / JAA; Junta do Coletor de Admissão e Escape / JAAE / JAAE;
 Junta do Carter / JAC / JAC; Junta da Tampa de Válvulas / JAV / JAV; Junta da Válvula Termostática / JAVT / JAVT;
 Junta do Cabeçote / JC / J&RC; Jogo de Juntas Inferior do Motor / JI / J&RI; Jogo de Juntas do Motor / JM / J&RM;
 Jogo de Juntas Superior do Motor / JS / J&RS; Jogo de Parafusos do Cabeçote / PF / PF;
 * Itens sob Consulta

		MÊS ANO					C.C.	POTÊNCIA (CV)		
		→			←					
525i 24V 525i BASE 24V X3 2.5i 24V X3 3.0i 24V X3i 24V (DOHC)	M54(256S5) M54 M54 M54 M54(256S5)	1 9	2003 2003 2004 2004 2002				2003 2005 2005 2004	GASOLINA GASOLINA	2494 2494 2494 2494 2494	192 184 184 225 192
X3 2.5i 24V X3i 24V (DOHC)	M54 M54(256S5)	1 1	2004 2004					GASOLINA	2494 2494	184 192
328i 24V (DOHC)	M52(286S1)	1	1995	8	1995			GASOLINA	2793	170
328i 24V 328i BASE 24V 328iS BASE 24V 528i 24V 528i BASE 24V 728i 24V Z3 2.8i 24V Z3 ROADSTER 24V Z3i 24V (DOHC)	M52(286S1) M52 M52 M52(286S1) M52 M52(286S1) M52 M52 M52(286S1)	9 9 9 9 9 9 3	1995 1996 1996 1995 1996 1995 1997 1997 1996	8 8 8 8 8 8	1998 1998 1998 1998 1998 1998 1998			GASOLINA GASOLINA GASOLINA GASOLINA GASOLINA	2793 2793 2793 2793 2793 2793 2793 2793 2793	193 190 190 193 190 193 190 190 193
328ci 24V 328ci BASE 24V 328i 24V 328i BASE 24V 328iS BASE 24V 528i 24V 528i BASE 24V 728i 24V Z3 2.8i 24V Z3i 24V (DOHC)	M52(286S2) M52 M52(286S2) M52 M52 M52(286S2) M52 M52(286S2) M52	9 9 9 9 9 9 9 9 9	1998 1998 1998 1998 1998 1998 1998 1998 1998	9 9 9 9 9 9 9 9	2002 2002 2002 2002 2002 2002 2002 2002			GASOLINA GASOLINA GASOLINA GASOLINA GASOLINA GASOLINA	2793 2793 2793 2793 2793 2793 2793 2793 2793	193 190 193 190 190 193 193 193 193
328ci Coupe 24V (DOHC)	286S2	1	1998	12	2000			GASOLINA	2793	193
330ci Cabrio 24V 330ci Coupe 24V 330i 24V 330xi 24V 530i 24V 730i 24V 730il 24V X5i 24V Z3i Coupe 24V Z3i Roadster 24V Z4i 24V (DOHC)	M54(306S3) M54(306S3) M54(306S3) M54(306S3) M54(306S3) M54(306S3) M54(306S3) M54(306S3) M54(306S3) M54(306S3) M54(306S3) M54(306S3)	1 1 1 1 1 1 1 1 1 1 1 1	2001 2001 2001 2001 2001 2001 2001 2001 2001 2001 2001	9 9 9 9 9 9 9 9 9 9 9	2002 2002 2002 2002 2002 2002 2002 2002 2002 2002 2002			GASOLINA GASOLINA GASOLINA GASOLINA GASOLINA GASOLINA GASOLINA GASOLINA GASOLINA GASOLINA GASOLINA	2979 2979 2979 2979 2979 2979 2979 2979 2979 2979 2979 2979	231 231 231 231 231 231 231 231 231 231 231 231
730i 24V 730il 24V X3i 24V X5i 24V (DOHC)	306S3 306S3 306S3 306S3	9 9 9 9	2002 2002 2002 2002					GASOLINA GASOLINA GASOLINA GASOLINA	2979 2979 2979 2979	231 231 231 231
Z4i Roadster 24V (DOHC)	306S3	9	2002					GASOLINA	2979	231
M3 24V (DOHC)	S50(306S1)	12	1992	7	1995			GASOLINA	2990	285
M3 24V Z3i 24V (DOHC)	S50(326S1) S50(326S1)	8	1995 1997		1999			GASOLINA GASOLINA	3201 3201	321 321
635csi 635csi 735i 735i	M30(346EB) M30(346EC) M30(346EB) M30(346EC)	5 5 9 9	1982 1982 1982 1982	6 6	1987 1987			GASOLINA GASOLINA GASOLINA GASOLINA	3430 3430 3430 3430	218 218 218 218
745i TURBO	M30	6	1983					GASOLINA	3430	252
535i 535i 535i BASE 12V M535i M535i	M30(346EB) M30(346EC) M30 M30(346EB) M30(346EC)		1985 1985 1985 1985 1985		1988 1988			GASOLINA GASOLINA GASOLINA GASOLINA GASOLINA	3430 3430 3430 3430 3430	185 185 182 218 218




				IMAGEM DA JUNTA DO CABEÇOTE
	CÓDIGO MAHLE	CÓDIGO METAL LEVE		
84,00 84,00 84,00 84,00 84,00	JC1400100/4*	J&RC-9407/4*	PF1400100*	
84,00 84,00	JC1400100/4*	J&RC-9407/4*	PF1400100*	
84,00	JAV1400210/6* JUNTA TAMPA VÁLVULA JC1400140/6* JC1400140/6* 0,30 JM1400210/6* JS1400210/6*	JAV9403/6* JUNTA TAMPA VÁLVULA J&RC-9396/6* J&RC-9396/6* 0,30 J&RM-9403/6* J&RS-9403/6*	PF1400050*	
84,00 84,00 84,00 84,00 84,00 84,00 84,00 84,00	JAV1400140/6* JUNTA TAMPA VÁLVULA JC1400140/6* JC1400140/6* 0,30 JS1400260/6*	JAV9396/6* JUNTA TAMPA VÁLVULA J&RC-9396/6* J&RC-9396/6* 0,30 J&RS-9410/6*	PF1400050*	
84,00 84,00 84,00 84,00 84,00 84,00 84,00 84,00 84,00	JAV1400100/4* JUNTA TAMPA VÁLVULA JC1400100/4* JM1400100/4*	JAV9407/4* JUNTA TAMPA VÁLVULA J&RC-9407/4* J&RM-9407/4*	PF1400100*	
84,00	JAV1400100/4* JUNTA TAMPA VÁLVULA JC1400100/4*	JAV9407/4* JUNTA TAMPA VÁLVULA J&RC-9407/4*	PF1400100*	
84,00 84,00 84,00 84,00 84,00 84,00 84,00 84,00 84,00 84,00	JAV1400100/4* JUNTA TAMPA VÁLVULA JC1400100/4*	JAV9407/4* JUNTA TAMPA VÁLVULA J&RC-9407/4*	PF1400100*	
84,00 84,00 84,00 84,00	JC1400100/4*	J&RC-9407/4*	PF1400100*	
84,00	JC1400100/4*	J&RC-9407/4*	PF1400100*	
86,00	JC1400170/4*	J&RC-9399/4*		
86,00 86,00	JC1400170/4*	J&RC-9399/4*		
92,00 92,00 92,00 92,00	JC1400120/6*	J&RC-9394/6*		
92,00	JC1400120/6*	J&RC-9394/6*		
92,00 92,00 92,00 92,00 92,00	JC1400120/6*	J&RC-9394/6*		



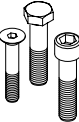



Descrição do Produto / Radical MAHLE / Radical Metal Leve: Junta do Coletor de Escape / JA / JA ;
 Junta do Coletor de Admissão / JAA / JAA; Junta do Coletor de Admissão e Escape / JAAE / JAAE;
 Junta do Carter / JAC / JAC; Junta da Tampa de Válvulas / JAV / JAV; Junta da Válvula Termostática / JAVT / JAVT;
 Junta do Cabeçote / JC / J&RC; Jogo de Juntas Inferior do Motor / JI / J&RI; Jogo de Juntas do Motor / JM / J&RM;
 Jogo de Juntas Superior do Motor / JS / J&RS; Jogo de Parafusos do Cabeçote / PF / PF;
 * Itens sob Consulta

		MÊS ANO			C.C.	POTÊNCIA (CV)		
		→	←					
535i KAT	M30(346KA)		1988		1993	GASOLINA	3430	211
535i KAT	M30(346KB)		1988		1993	GASOLINA	3430	211
635csi KAT	M30(346KA)	7	1987			GASOLINA	3430	211
635csi KAT	M30(346KB)	7	1987			GASOLINA	3430	211
735i KAT	M30(346KA)	9	1986			GASOLINA	3430	211
735i KAT	M30(346KB)	9	1986			GASOLINA	3430	211
540i V8 32V	M60(408S1)	6	1992	12	1996	GASOLINA	3982	286
740i V8 32V	M60(408S1)	7	1993	9	1998	GASOLINA	3982	286
740il V8 32V	M60(408S1)	5	1994	9	1998	GASOLINA	3982	286
840Ci BASE 32V	M60		1994		1995		3982	282
840i V8 32V (DOHC)	M60(408S1)	12	1992	2	1996	GASOLINA	3982	286
740i BASE 32V	M60	10	1998	7	2001		3982	282
740i V8 32V	M60(408S1)	10	1998	7	2001	GASOLINA	3982	286
740iL BASE 32V	M60	10	1998	7	2001		3982	282
740il V8 32V (DOHC)	M60(408S1)	10	1998	7	2001	GASOLINA	3982	286
540i V8 32V	M62(448S1)	3	1995	9	1998	GASOLINA	4398	286
740i V8 32V	M62(448S1)	12	1994	9	1998	GASOLINA	4398	286
740il V8 32V	M62(448S1)	1	1995	9	1998	GASOLINA	4398	286
840Ci BASE 32V	M62	3	1995	9	1998		4398	282
840ci V8 32V	M62(448S1)	12	1994	9	1998	GASOLINA	4398	286
840i V8 32V (DOHC)	M62(448S1)	1	1992	2	1996	GASOLINA	4398	286
540i BASE 32V	M62	10	1998	6	2003		4398	282
540il V8 32V	M62(448S1)	10	1998	6	2003	GASOLINA	4398	286
740i BASE 32V	M62	10	1998	6	2003		4398	282
740i V8 32V	M62(448S1)	10	1998	7	2001	GASOLINA	4398	286
740iL BASE 32V	M62	10	1998	6	2003		4398	282
740il V8 32V	M62(448S1)	10	1998	7	2001	GASOLINA	4398	286
840ci V8 32V (DOHC)	M62(448S1)	10	1998	5	1999	GASOLINA	4398	286
750i V12	M70(5012A)	9	1988	9	1994	GASOLINA	4988	300
750iL BASE 24V	M70	9	1990	9	1994		4988	296
850Ci BASE 24V	M70	9	1990	9	1994		4988	296
850ci V12	M70(5012A)	9	1990	9	1994	GASOLINA	4988	300
850i BASE 24V	M70	9	1990	9	1994		4988	296
850i V12	M70(5012A)	9	1990	9	1994	GASOLINA	4988	300
750i V12	M73(54121)	10	1994			GASOLINA	5379	326
750iL BASE 24V	M73	10	1994		1999		5379	323
850Ci BASE 24V	M73	10	1994		1999		5379	323
850ci V12	M73(54121)	10	1994		1999	GASOLINA	5379	326
850csi V12	M73(56121)	10	1994		1997	GASOLINA	5576	380




				IMAGEM DA JUNTA DO CABEÇOTE
	CÓDIGO MAHLE	CÓDIGO METAL LEVE		
92,00 92,00 92,00 92,00 92,00 92,00	JC1400120/6*	J&RC-9394/6*		
89,00 89,00 89,00 88,90 89,00	JC1400160/4*	J&RC-9398/4*		
88,90 89,00 88,90 89,00	JC1400160/4*	J&RC-9398/4*		
92,00 92,00 92,00 92,00 92,00 92,00	JC1400230/4*	J&RC-9405/4*		
92,00 92,00 92,00 92,00 92,00 92,00	JC1400230/4*	J&RC-9405/4*		
84,00 84,00 84,00 84,00 84,00 84,00	JC1400130/6* 1,64 JC1400135/6* 1,64 JM1400130/6 S/ JUNTA CABEÇOTE	J&RC-9395/6* 1,64 J&RC-9629/6* 1,64 J&RM-9395/6 S/ JUNTA CABEÇOTE		
85,00 85,00 85,00 85,00	JC1400200/4 1,63 JM1400130/6 S/ JUNTA CABEÇOTE	J&RC-9402/4 1,63 J&RM-9395/6 S/ JUNTA CABEÇOTE		
85,00	JC1400200/4 1,63 JM1400130/6 S/ JUNTA CABEÇOTE	J&RC-9402/4 1,63 J&RM-9395/6 S/ JUNTA CABEÇOTE		



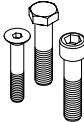








Descrição do Produto / Radical MAHLE / Radical Metal Leve: Junta do Coletor de Escape / JA / JA ;
 Junta do Coletor de Admissão / JAA / JAA; Junta do Coletor de Admissão e Escape / JAAE / JAAE;
 Junta do Câter / JAC / JAC; Junta da Tampa de Válvulas / JAV / JAV; Junta da Válvula Termostática / JAVT / JAVT;
 Junta do Cabeçote / JC / J&RC; Jogo de Juntas Inferior do Motor / JI / J&RI; Jogo de Juntas do Motor / JM / J&RM;
 Jogo de Juntas Superior do Motor / JS / J&RS; Jogo de Parafusos do Cabeçote / PF / PF;
 * Itens sob Consulta

		MÊS ANO			c.c.	POTÊNCIA (CV)
		→	←			
4 CIL	3304 NA/TC			DIESEL		
6 CIL	3306 NA/TC			DIESEL		




				IMAGEM DA JUNTA DO CABEÇOTE
	CÓDIGO MAHLE	CÓDIGO METAL LEVE		
	JC11820/4	J&RC-1235/4		
	JC11820/6	J&RC-1235/6		



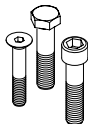









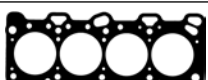

Descrição do Produto / Radical MAHLE / Radical Metal Leve: Junta do Coletor de Escape / JA / JA ;
 Junta do Coletor de Admissão / JAA / JAA; Junta do Coletor de Admissão e Escape / JAAE / JAAE;
 Junta do Câster / JAC / JAC; Junta da Tampa de Válvulas / JAV / JAV; Junta da Válvula Termostática / JAVT / JAVT;
 Junta do Cabeçote / JC / J&RC; Jogo de Juntas Inferior do Motor / JI / J&RI; Jogo de Juntas do Motor / JM / J&RM;
 Jogo de Juntas Superior do Motor / JS / J&RS; Jogo de Parafusos do Cabeçote / PF / PF;
 * Itens sob Consulta

		MÊS ANO			C.C.	POTÊNCIA (CV)
		→	←			
SPRINT SPRINT BASE 6V SPRINT BASE 6V	61 61 Cid 61 Cid	1989 1989 1991	1991 1991	GASOLINA	993 993 993	55
METRO 16V METRO BASE 16V METRO LSI 16V (SOHC)	LY8 79 Cid LY8 79 Cid LY8	1998 1999 1998	2000 2001	GASOLINA	1295 1295 1295	80
NOVA 16V NOVA TWIN CAM 16V (DOHC)	97 98 Cid LW0	1988 1988	1988 1988	GASOLINA	1587 1588	130
VIVANT 16V (DOHC)	A16DMS	2002	2007	GASOLINA	1598	107
PRIZM 16V (DOHC)	LV6	1999	2002	GASOLINA	1794	126
CRUZE 16V (DOHC)	F18D4	8 2008		GASOLINA	1796	141
TRACKER 16V TRACKER BASE N/A 16V TRACKER DELUX N/A 16V TRACKER LUX N/A 16V (DOHC)	L34 121.7 Cid 121.7 Cid 121.7 Cid	10 1999 1999 1999 1999	7 2004 2008 2000 2000	GASOLINA	1995 1995 1995 1995	132
TRACKER BASE 24V TRACKER LT 24V TRACKER V6 24V TRACKER ZR2 24V (DOHC)	LE8 LE8 LE8 LE8	2004 2001 2001 2001	2004 2004 2004	GASOLINA	2500 2500 2494 2500	156
BLAZER TD 12V S10 TD 12V	SPRINT4.07TCA SPRINT4.07TCA	2000 2000		DIESEL DIESEL	2796 2796	132 132
BLAZER BASE VORTEC 12V BLAZER DELUXE CHEVROLET 12V BLAZER LS CHEVROLET 12V BLAZER LS VORTEC 12V BLAZER LT CHEVROLET 12V BLAZER LT VORTEC 12V BLAZER TRAILBLAZER VORTEC 12V BLAZER V6 BLAZER XTREME VORTEC 12V BLAZER ZR2 VORTEC 12V (OHV)	262 Cid L35 262 Cid L35 262 Cid L35 262 Cid L35 262 Cid L35 262 Cid L35 262 Cid L35 L35 262 Cid L35 262 Cid L35	9 1996 1996 1998 1996 1998 1996 1999 1995 2001 2003	2005 1997 2001 2004 2001 2001 2001 2004 2005	GASOLINA	4300 4300 4300 4300 4300 4300 4300 4294 4300 4300	180/193




				IMAGEM DA JUNTA DO CABEÇOTE
	CÓDIGO MAHLE	CÓDIGO METAL LEVE		
74,00 74,00 74,00	JC0141030/3* JS0141030/3*	J&RC-9413/3* J&RS-9413/3*		
74,00 74,00 74,00	JAV0080030/4* JUNTA TAMPA VÁLVULA JM0141040/3	JAV9324/4* JUNTA TAMPA VÁLVULA J&RM-9414/3		
81,00 80,00			PF0630061*	
79,00	JC0141010/4	J&RC-9411/4		
79,00	JAV0141070/4* JUNTA TAMPA VÁLVULA JI0141070/4* JM0141070/4*	JAV9418/4* JUNTA TAMPA VÁLVULA J&RI-9418/4* J&RM-9418/4*		
80,50			PF0140070*	
84,00 84,00 84,00 84,00	JI0141060/6* JS0141050/4	J&RI-9417/6* J&RS-9415/4		
84,00 84,00 84,00 84,00	JC0141060/6* JC0141061/6* JI0141060/6* JS0141060/6*	J&RC-9416/6* J&RC-9417/6* J&RI-9417/6* J&RS-9417/6*		
93,00 93,00	JC0130510/4 JM0130510/4 JS0130510/4	J&RC-2301/4 J&RM-2301/4 J&RS-2301/4		
101,60 101,60 101,60 101,60 101,60 101,60 101,60 101,60 101,60 101,60	JC0141020/6 JM0141020/6 JS0141020/6	J&RC-9412/6 J&RM-9412/6 J&RS-9412/6		



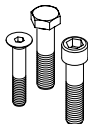


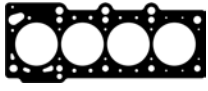



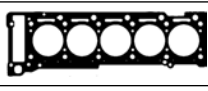




Descrição do Produto / Radical MAHLE / Radical Metal Leve: Junta do Coletor de Escape / JA / JA ;
 Junta do Coletor de Admissão / JAA / JAA; Junta do Coletor de Admissão e Escape / JAAE / JAAE;
 Junta do Carter / JAC / JAC; Junta da Tampa de Válvulas / JAV / JAV; Junta da Válvula Termostática / JAVT / JAVT;
 Junta do Cabeçote / JC / J&RC; Jogo de Juntas Inferior do Motor / JI / J&RI; Jogo de Juntas do Motor / JM / J&RM;
 Jogo de Juntas Superior do Motor / JS / J&RS; Jogo de Parafusos do Cabeçote / PF / PF;
 * Itens sob Consulta

		MÊS ANO			C.C.	POTÊNCIA (CV)		
		→	←					
COLT PREMIER (SOHC)	G15B G15B		1985 1987		1991 1991	GASOLINA GASOLINA	1468 1468	75/84 84
NEON I 16V (SOHC)	EBD	9 9	1997	8	1999	GASOLINA	1796	116
COLT 16V COLT VISTA 16V (SOHC)	4G93 4G93		1993 1992		1994 1994	GASOLINA GASOLINA	1834 1834	120 120
CIRRUS 16V NEON I 16V STRATUS 16V (SOHC)	ECB(420H) ECB(420H) ECB(420H)		1994 1994 1994		1995 1995 1995	GASOLINA GASOLINA GASOLINA	1996 1996 1996	132 132 132
CIRRUS 16V NEON I 16V STRATUS 16V (DOHC)	ECC ECC ECC	6	1994	8	1999	GASOLINA GASOLINA GASOLINA	1996 1996 1996	145 145/148 145
AVENGER 16V NEON 16V SEBRING 16V SEBRING LX 16V TALON 16V (DOHC)	ECF ECF ECF ECF ECF		1995 1995 1995 1996 1995		1999 1995 1999 1998 1999	GASOLINA GASOLINA GASOLINA GASOLINA GASOLINA	1996 1996 1996 1996 1996	140 140 140 140 140
CIRRUS 16V NEON 16V NEON I 16V NEON II 16V STRATUS 16V VOYAGER 16V (SOHC)	ECB(420H) ECB(420H) ECB(420H) ECB(420H) ECB(420H) ECB(420H)		1996 1997 1996 1999 1996 1996		2001 1999 1999 2001 2001	GASOLINA GASOLINA GASOLINA GASOLINA GASOLINA GASOLINA	1996 1996 1996 1996 1996 1996	132 132 132 132 132 132
NEON 16V (DOHC)	ECC	10	1996	9	2000	GASOLINA	1996	160
SEBRING 16V SEBRING CABRIO 16V (DOHC)	ECC ECC	3 3	2001 2001			GASOLINA GASOLINA	1996 1996	141 141
PT CRUISER 16V (DOHC)	ECB	6	2001			GASOLINA	1996	141
NEON 16V (SOHC)	ECB	10	2002	12	2006	GASOLINA	1996	131
PT CRUISER 16V (DOHC)	ECC		2001		2004	GASOLINA	1996	136/142
CIRRUS 16V (DOHC)	ECC		2001	4	2007	GASOLINA	1996	141
2000 GTX 16V (Canada) 2000 GTX TURBO 16V (Canada) GALANT 16V (Canada) GALANT TURBO 16V (Canada) LASER 16V LASER TURBO 16V (DOHC)	4G63 4G63BT 4G63 4G63BT 4G63 4G63BT		1989 1989 1989 1989 1989 1989		1992 1992 1992 1992 1992 1992	GASOLINA GASOLINA GASOLINA GASOLINA GASOLINA GASOLINA	1997 1997 1997 1997 1997 1997	144 150 144 150 144 150
2000 GTX 16V (Canada) 2000 GTX TURBO 16V (Canada) GALANT 16V (Canada) GALANT TURBO 16V (Canada) LASER 16V LASER TURBO 16V (DOHC)	4G63 4G63 4G63 4G63 4G63 4G63		1993 1993 1993 1993 1993 1993		1994 1994 1994 1994 1994 1994	GASOLINA GASOLINA GASOLINA GASOLINA GASOLINA GASOLINA	1997 1997 1997 1997 1997 1997	144 150 144 150 144 150
2000 GTX 16V (Canada) GALANT 16V (Canada) (SOHC)	4G63K 4G63K		1993 1993		1993 1993	GASOLINA GASOLINA	1997 1997	136 136
PICK-UP POWER RAM 50 TD PICK-UP RAM 50 TD (SOHC)	4D55T 4D55T		1983 1983		1985 1985	DIESEL DIESEL	2346 2346	67 67
COLT COLT VISTA POWER RAM 50 RAM 50 (SOHC)	4G64 4G64 4G64 4G64		1992 1992 1990 1990		1992 1992 1992 1992	GASOLINA GASOLINA GASOLINA GASOLINA	2350 2350 2350 2350	102 102 102 102




				IMAGEM DA JUNTA DO CABEÇOTE
	CÓDIGO MAHLE	CÓDIGO METAL LEVE		
75,50 75,50	JM0100590/4*	J&RM-9446/4*		
83,00	JC0100500/4* JS0100500/4*	J&RC-9419/4* J&RS-9419/4*		
81,00 81,00	JC0100650/4* JM0100650/4* JS0100650/4*	J&RC-9461/4* J&RM-9461/4* J&RS-9461/4*	PF1950060*	
87,50 87,50 87,50	JC0100500/4*	J&RC-9419/4*		
87,50 87,50 87,50			PF0100088*	
87,50 87,50 87,50 87,50 87,50	JC0100510/4*	J&RC-9420/4*	PF0100088*	
87,50 87,50 87,50 87,50 87,50 87,50	JC0100500/4* JS0100500/4*	J&RC-9419/4* J&RS-9419/4*		
87,50			PF0100088*	
87,50 87,50			PF0100088*	
87,50			PF0100088*	
87,50	JC0100500/4*	J&RC-9419/4*		
87,50			PF0100088*	
87,50			PF0100088*	
85,00 85,00 85,00 85,00 85,00	JC0100560/4* JM0100560/4*	J&RC-9440/4* J&RM-9440/4*		
85,00 85,00 85,00 85,00 85,00	JC0100560/4* JM0100570/4*	J&RC-9440/4* J&RM-9442/4*	PF1950087*	
85,00 85,00	JS0100660/4*	J&RS-9462/4*	PF1950087*	
91,00 91,00	JAAE1950010/4* ADMISSÃO / ESCAPE JAV1950010/4* JUNTA TAMPA VÁLVULA	JAAE9115/4* ADMISSÃO / ESCAPE JAV9115/4* JUNTA TAMPA VÁLVULA		
86,50 86,50 86,50 86,50	JM0100620/6*	J&RM-9457/6*		



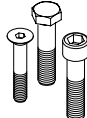

Descrição do Produto / Radical MAHLE / Radical Metal Leve: Junta do Coletor de Escape / JA / JA ;
 Junta do Coletor de Admissão / JAA / JAA; Junta do Coletor de Admissão e Escape / JAAE / JAAE;
 Junta do Carter / JAC / JAC; Junta da Tampa de Válvulas / JAV / JAV; Junta da Válvula Termostática / JAVT / JAVT;
 Junta do Cabeçote / JC / J&RC; Jogo de Juntas Inferior do Motor / JI / J&RI; Jogo de Juntas do Motor / JM / J&RM;
 Jogo de Juntas Superior do Motor / JS / J&RS; Jogo de Parafusos do Cabeçote / PF / PF;
 * Itens sob Consulta

		MÊS ANO				C.C.	POTÊNCIA (CV)	
		→		←				
COLT 16V COLT VISTA 16V (SOHC)	4G64K 4G64K		1993 1993		1994 1994	GASOLINA GASOLINA	2350 2350	135 135
SEBRING COUPE 16V (SOHC)	EY7		2001			GASOLINA	2351	144
CIRRUS 16V SEBRING 16V STRATUS 16V (DOHC)	B00 B00 B00		1995 1995 1995			GASOLINA GASOLINA GASOLINA	2429 2429 2429	150 150 150
CARAVAN 16V GRAND CARAVAN 16V GRAND VOYAGER 16V VOYAGER 16V (DOHC)	EDZ EDZ EDZ EDZ	1	1995 1995 1995 1995	11	2000	GASOLINA GASOLINA GASOLINA GASOLINA	2429 2429 2429 2429	150 150 150 150
PT CRUISER 16V (DOHC)		6	2001			GASOLINA	2429	150
AVENGER V6 24V CIRRUS LX 24V CIRRUS LXI 24V CIRRUS V6 24V SEBRING JX 24V SEBRING JXI 24V SEBRING LX 24V SEBRING LXI 24V SEBRING V6 24V STRATUS V6 24V (SOHC)	EEB EEB EEB EEB EEB EEB EEB EEB EEB EEB		1995 1995 1995 1995 1995 1995 1995 1995 1995 1995		1999 1999 1999 1999 1999 1999 1999 1999 1999 1999	GASOLINA GASOLINA GASOLINA GASOLINA GASOLINA GASOLINA	2497 2497 2497 2497 2497 2497 2497 2497 2497 2497	163 163 163 163 163 163
GRAND VOYAGER TD VOYAGER TD (SOHC)	HR425CL(M00) HR425CL(M00)		1992 1992		1994 1994	DIESEL DIESEL	2499 2499	118 118
DAKOTA TD GRAND VOYAGER TD VOYAGER TD (SOHC)	425CLIEE 425CLIEE 425CLIEE		1998 1995 1995		2001 2000 2000	DIESEL DIESEL DIESEL	2499 2499 2499	115 114 114
DAKOTA DAKOTA PICK UP DAKOTA PICK UP MONACO PREMIER (SOHC)	EPE EPE EPO 150CID 150CID		1998 2002 2002 1988 1988		1999 1999 1992 1992	GASOLINA GASOLINA GASOLINA GASOLINA GASOLINA	2500 2500 2500 2500 2500	
SEBRING CONVERTIBLE V6 24V (SOHC)	EEB		1999		2001	GASOLINA	2500	168
SPRINTER TD 20V (DOHC)	EX9		2002			DIESEL	2685	163
MONACO V6 12V (SOHC) (No: 89615>)	181CID		1990		1992	GASOLINA	2970	170
ACCLAIM V6 12V CARAVAN MINI VAN V6 12V DAYTONA V6 12V DINASTY FWD V6 12V DUSTER V6 12V LEBARON V6 12V SARATOGA V6 12V SPIRIT V6 12V TOWN & COUNTRY V6 12V VOYAGER MINI VAN V6 12V (SOHC)	6G72(300) 6G72(300) 6G72(300) 6G72(300) 6G72(300) 6G72(300) 6G72(300) 6G72(300) 6G72(300) 6G72(300) 6G72(300)	1 1	1989 1987 1988 1988 1988 1990 1990 1989 1988 1987	9 12	1995 1996 1995 1995 1995 1993 1995 1995 1989 1989 1996	GASOLINA GASOLINA GASOLINA GASOLINA GASOLINA GASOLINA GASOLINA GASOLINA GASOLINA GASOLINA GASOLINA	2972 2972 2972 2972 2972 2972 2972 2972 2972 2972 2972	141 143 143 143 143 143 143 143 143 143 143
STEALTH TURBO V6 24V STEALTH V6 24V (DOHC)	181 181		1991 1991		1995 1995	GASOLINA GASOLINA	2972 2972	285 225
SEBRING GTC 24V SEBRING LIMITED 24V SEBRING LX 24V SEBRING LX PLUS 24V SEBRING LX V6 24V SEBRING LXI 24V SEBRING LXI V6 24V STRATUS V6 24V (SOHC)	EF7 (6G72) EF7 (6G72) EF7 (6G72) EF7 (6G72) EF7 EF7 (6G72) EF7 EF7		2002 2002 2001 2002 2001 2001 2001 2003		2002 2003 2003 2002 2003 2003 2003 2003	GASOLINA GASOLINA GASOLINA GASOLINA GASOLINA GASOLINA GASOLINA	2972 2972 2972 2972 2972 2972 2972 2972	203 203 203 203 203 203 203




				IMAGEM DA JUNTA DO CABEÇOTE
	CÓDIGO MAHLE	CÓDIGO METAL LEVE		
86,50 86,50	JC0100630/4* JM0100630/4* JS0100630/4*	J&RC-9459/4* J&RM-9459/4* J&RS-9459/4*		
86,50			PF1950087*	
87,50 87,50 87,50	JC0100510/4*	J&RC-9420/4*		
87,50 87,50 87,50 87,50	JC0100510/4* JM0100510/4*	J&RC-9420/4* J&RM-9420/4*		
87,50			PF0100088*	
83,50 83,50 83,50 83,50 83,50 83,50 83,50 83,50 83,50	JAV0100520/6* JUNTA TAMPA VÁLVULA JC0100520/6* JI0100640/4* JM0100520/6* JS0100520/6*	JAV9421/6* JUNTA TAMPA VÁLVULA J&RC-9421/6* J&RI-9460/4* J&RM-9421/6* J&RS-9421/6*		
92,00 92,00			PF0590001*	
92,00 92,00 92,00	JAV1980240/4* JUNTA TAMPA VÁLVULA JC0590010/4* 1,42 JC0590010/4* 1,52 JC0590010/4* 1,62 JM0590010/4* S/ JUNTA CABEÇOTE JS0590010/4* S/ JUNTA CABEÇOTE	JAV9486/4* JUNTA TAMPA VÁLVULA J&RC-9357/4* 1,42 J&RC-9357/4* 1,52 J&RC-9357/4* 1,62 J&RM-9357/4* S/ JUNTA CABEÇOTE J&RS-9357/4* S/ JUNTA CABEÇOTE	PF0590001*	
98,40 98,40 98,40 98,40 98,40	JC0100600/4* JM0100600/4* JS0100600/4*	J&RC-9449/4* J&RM-9449/4* J&RS-9449/4*		
83,50	JAV0100520/6* JUNTA TAMPA VÁLVULA	JAV9421/6* JUNTA TAMPA VÁLVULA		
88,00	JC0481020/4 JM0481020/4* JS0481020/4*	J&RC-9581/4 J&RM-9581/4* J&RS-9581/4*		
93,00	JC0100530/6*	J&RC-9436/6*		
91,10 91,10 91,10 91,10 91,10 91,10 91,10 91,10 91,10	JAV0100580/6* JUNTA TAMPA VÁLVULA JC0100580/6* JM0100580/6* JS0100580/6*	JAV9444/6* JUNTA TAMPA VÁLVULA J&RC-9444/6* J&RM-9444/6* J&RS-9444/6*		
91,10 91,10	JC1950400/4*	J&RC-9458/4*		
91,10 91,10 91,10 91,10 91,10 91,10 91,10	JAV0100520/6* JUNTA TAMPA VÁLVULA JC0100640/4*	JAV9421/6* JUNTA TAMPA VÁLVULA J&RC-9460/4*		



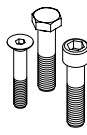








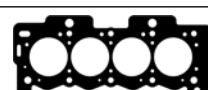
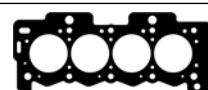
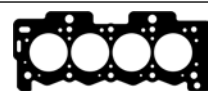







Descrição do Produto / Radical MAHLE / Radical Metal Leve: Junta do Coletor de Escape / JA / JA ;
 Junta do Coletor de Admissão / JAA / JAA; Junta do Coletor de Admissão e Escape / JAAE / JAAE;
 Junta do Carter / JAC / JAC; Junta da Tampa de Válvulas / JAV / JAV; Junta da Válvula Termostática / JAVT / JAVT;
 Junta do Cabeçote / JC / J&RC; Jogo de Juntas Inferior do Motor / JI / J&RI; Jogo de Juntas do Motor / JM / J&RM;
 Jogo de Juntas Superior do Motor / JS / J&RS; Jogo de Parafusos do Cabeçote / PF / PF;
 * Itens sob Consulta

		MÊS ANO			c.c.	POTÊNCIA (CV)
		→	←			
DAKOTA V8 16V	318	1992	1996	GASOLINA	5210	215/223
DURANGO V8 16V	318	1992	1996	GASOLINA	5210	215/223
POWER RAM V8 16V	318	1992	1996	GASOLINA	5210	215/223
RAM V8 16V	318	1992	1996	GASOLINA	5210	215/223
SERIES 100 V8 16V	318	1992	1996	GASOLINA	5210	215/223
SERIES 150 V8 16V	318	1992	1996	GASOLINA	5210	215/223
SERIES 250 V8 16V	318	1992	1996	GASOLINA	5210	215/223
SERIES 350 V8 16V (OHV)	318	1992	1996	GASOLINA	5210	215/223

				IMAGEM DA JUNTA DO CABEÇOTE
	CÓDIGO MAHLE	CÓDIGO METAL LEVE		
99,30 99,30 99,30 99,30 99,30 99,30 99,30 99,30	JM0100610/6* JS0100610/6*	J&RM-9454/6* J&RS-9454/6*		

Descrição do Produto / Radical MAHLE / Radical Metal Leve: Junta do Coletor de Escape / JA / JA ;
 Junta do Coletor de Admissão / JAA / JAA; Junta do Coletor de Admissão e Escape / JAAE / JAAE;
 Junta do Câter / JAC / JAC; Junta da Tampa de Válvulas / JAV / JAV; Junta da Válvula Termostática / JAVT / JAVT;
 Junta do Cabeçote / JC / J&RC; Jogo de Juntas Inferior do Motor / JI / J&RI; Jogo de Juntas do Motor / JM / J&RM;
 Jogo de Juntas Superior do Motor / JS / J&RS; Jogo de Parafusos do Cabeçote / PF / PF;
 * Itens sob Consulta




		MÊS ANO					C.C.	POTÊNCIA (CV)
		→		←				
C15	TU9(XV8)	10	1984	12	1997	GASOLINA	954	41
AX 10 SAXO	TU9M TU9M(CDZ)	7 2	1986 1996	12 11	1998 1998	GASOLINA GASOLINA	954 954	41 45/50
AX 11 BX 11 C15 ZX	TU1M TU1 TU1 TU1MZ	9 7	1986 1988 1988 1991	 	1997 1993 1995	GASOLINA GASOLINA GASOLINA GASOLINA	1124 1124 1124 1124	55 55 55 55
ZX	TU1M+		1996		1997	GASOLINA	1124	60
BERLINGO SAXO	TU1M+ TU1M+	7 2	1996 1996			GASOLINA GASOLINA	1124 1124	60 60
BERLINGO C2 C3 SAXO	TU1JP(HFX) TU1JP(HFX) TU1JP(HFX) TU1JP	9 5	2000 2003 2002 1996			GASOLINA GASOLINA GASOLINA GASOLINA	1124 1124 1124 1124	61 60 61 61
C2 C3 II	TU1A(HFX) TU1A(HFX)	7 2	2007 2005			GASOLINA GASOLINA	1124 1124	60 60
C3	TU1AE5(HF01)	11	2009			GASOLINA	1124	60
AX SPORT	M4A	4	1987	12	1988	GASOLINA	1294	94
AX 14 AX GT (BLOCO DE ALUMÍNIO)	TU3M TU3S	9 10	1986 1987		1991 1991	GASOLINA GASOLINA	1360 1360	70/75 80/85
AX 14 (BLOCO DE ALUMÍNIO)	TU3A	9	1986		1991	GASOLINA	1360	70/75
BX 14 C15 C15 ZX (BLOCO DE ALUMÍNIO)	TU3A K3A TU3A TU3MC	7 7 7 3	1988 1987 1988 1991	12	1991 1996 1998	GASOLINA GASOLINA GASOLINA GASOLINA	1360 1360 1360 1360	70 55 70 75
AX 14 AX 14 (BLOCO DE AÇO)	TU3F2 TU3FM		1991 1991			GASOLINA GASOLINA	1360 1360	80 75
AX GT C15 (BLOCO DE AÇO)	TU3FM TU3F2C		1993 1991			GASOLINA GASOLINA	1360 1360	80 75
AX 14 BX 14 ZX (BLOCO DE AÇO)	TU3F TU3F,TU3FM TU3FM		1991 1992 1994			GASOLINA GASOLINA GASOLINA	1360 1360 1360	75/80 75/80 75
AX GTI	TU3FJ2		1992			GASOLINA	1360	95
SAXO ZX ZX TOURER (BLOCO DE ALUMÍNIO)	TU3JP(KFX) TU3JP(KFX) TU3MC(KDX)	5 3 10	1996 1991 1993	6 10	2003 1998 1997	GASOLINA GASOLINA GASOLINA	1360 1360 1360	75 75 75
BERLINGO XSARA (BLOCO DE ALUMÍNIO)	TU3JP(KFX) TU3JP(KFX)	7 10	1996 1997	8	2005	GASOLINA GASOLINA	1360 1360	75 75
BERLINGO	TU3-2(K5A)		1997			GASOLINA	1360	75



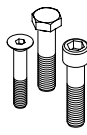














				IMAGEM DA JUNTA DO CABEÇOTE
	CÓDIGO MAHLE	CÓDIGO METAL LEVE		
70,00	JAV0440760/4 JUNTA TAMPA VÁLVULA JC0440760/4* 1,40 JM0440760/4* JS0440760/4*	JAV9477/4 JUNTA TAMPA VÁLVULA J&RC-9477/4* 1,40 J&RM-9477/4* J&RS-9477/4*	PF0440013*	
70,00 70,00	JAV0440760/4 JUNTA TAMPA VÁLVULA JC0440760/4* 1,40 JM0440760/4* JS0440760/4*	JAV9477/4 JUNTA TAMPA VÁLVULA J&RC-9477/4* 1,40 J&RM-9477/4* J&RS-9477/4*	PF0440013*	
72,00 72,00 72,00 72,00	JAV0440760/4 JUNTA TAMPA VÁLVULA JC0440910/4* JM0440910/4 JS0440910/4	JAV9477/4 JUNTA TAMPA VÁLVULA J&RC-9510/4* J&RM-9510/4 J&RS-9510/4	PF0440013*	
72,00	JAV0440760/4 JUNTA TAMPA VÁLVULA JC0440760/4* 1,40 JM0440760/4* JS0440760/4*	JAV9477/4 JUNTA TAMPA VÁLVULA J&RC-9477/4* 1,40 J&RM-9477/4* J&RS-9477/4*	PF0440013*	
72,00 72,00	JAV0440760/4 JUNTA TAMPA VÁLVULA JC0440760/4* 1,40 JM0440760/4* JS0440760/4*	JAV9477/4 JUNTA TAMPA VÁLVULA J&RC-9477/4* 1,40 J&RM-9477/4* J&RS-9477/4*	PF0440013*	
72,00 72,00 72,00 72,00	JAV0440760/4 JUNTA TAMPA VÁLVULA JC0440850/4	JAV9477/4 JUNTA TAMPA VÁLVULA J&RC-9491/4	PF0440013*	
72,00 72,00	JAV0440760/4 JUNTA TAMPA VÁLVULA JC0440850/4	JAV9477/4 JUNTA TAMPA VÁLVULA J&RC-9491/4	PF0440013*	
72,00	JAV0440760/4 JUNTA TAMPA VÁLVULA JC0440850/4	JAV9477/4 JUNTA TAMPA VÁLVULA J&RC-9491/4	PF0440013*	
75,00	JAV0440760/4 JUNTA TAMPA VÁLVULA JC0440910/4*	JAV9477/4 JUNTA TAMPA VÁLVULA J&RC-9510/4*	PF0440013*	
75,00 75,00	JAV0440760/4 JUNTA TAMPA VÁLVULA JC0440910/4* JM0440910/4 JS0440910/4	JAV9477/4 JUNTA TAMPA VÁLVULA J&RC-9510/4* J&RM-9510/4 J&RS-9510/4	PF0440013*	
75,00	JAV0440760/4 JUNTA TAMPA VÁLVULA JC0440910/4* JM0440910/4 JS0440910/4	JAV9477/4 JUNTA TAMPA VÁLVULA J&RC-9510/4* J&RM-9510/4 J&RS-9510/4	PF0440013*	
75,00 75,00 75,00 75,00	JAV0440760/4 JUNTA TAMPA VÁLVULA JC0440910/4* JM0440910/4 JS0440910/4	JAV9477/4 JUNTA TAMPA VÁLVULA J&RC-9510/4* J&RM-9510/4 J&RS-9510/4	PF0440013*	
75,00 75,00	JAV0440760/4 JUNTA TAMPA VÁLVULA JC0440330/4* JM0440330/4* JS0440330/4*	JAV9477/4 JUNTA TAMPA VÁLVULA J&RC-9485/4* J&RM-9485/4* J&RS-9485/4*	PF0440013*	
75,00 75,00	JAV0440760/4 JUNTA TAMPA VÁLVULA JC0440330/4* JM0440330/4* JS0440330/4*	JAV9477/4 JUNTA TAMPA VÁLVULA J&RC-9485/4* J&RM-9485/4* J&RS-9485/4*	PF0440013*	
75,00 75,00 75,00	JAV0440760/4 JUNTA TAMPA VÁLVULA JC0440330/4* JM0440330/4* JS0440330/4*	JAV9477/4 JUNTA TAMPA VÁLVULA J&RC-9485/4* J&RM-9485/4* J&RS-9485/4*	PF0440013*	
75,00 75,00 75,00	JAV0440760/4 JUNTA TAMPA VÁLVULA JC0440910/4* JM0440910/4 JS0440910/4	JAV9477/4 JUNTA TAMPA VÁLVULA J&RC-9510/4* J&RM-9510/4 J&RS-9510/4	PF0440013*	
75,00 75,00	JAV0440760/4 JUNTA TAMPA VÁLVULA JC0440910/4* JM0440910/4 JS0440910/4	JAV9477/4 JUNTA TAMPA VÁLVULA J&RC-9510/4* J&RM-9510/4 J&RS-9510/4	PF0440013*	
75,00	JAV0440760/4 JUNTA TAMPA VÁLVULA	JAV9477/4 JUNTA TAMPA VÁLVULA	PF0440013*	

Descrição do Produto / Radical MAHLE / Radical Metal Leve: Junta do Coletor de Escape / JA / JA ;
 Junta do Coletor de Admissão / JAA / JAA; Junta do Coletor de Admissão e Escape / JAAE / JAAE;
 Junta do Carter / JAC / JAC; Junta da Tampa de Válvulas / JAV / JAV; Junta da Válvula Termostática / JAVT / JAVT;
 Junta do Cabeçote / JC / J&RC; Jogo de Juntas Inferior do Motor / JI / J&RI; Jogo de Juntas do Motor / JM / J&RM;
 Jogo de Juntas Superior do Motor / JS / J&RS; Jogo de Parafusos do Cabeçote / PF / PF;
 * Itens sob Consulta





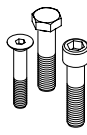






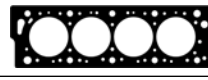


MAHLE[®]

		MÊS ANO			C.C.	POTÊNCIA (CV)		
		→	←					
BERLINGO BERLINGO COMBI C2 C3 C3 PLURIEL	TU3JP(KFW) TU3JP(KFW) TU3JP(KFV) TU3JP(KFV) TU3JP(KFV)	4 4 9 2 5	2003 2003 2003 2002 2003			GASOLINA GASOLINA GASOLINA GASOLINA GASOLINA	1360 1360 1360 1360 1360	75 75 73 75 73
BX 15 BX 16 BX 16 BX 16 BX 16 GTI	B1A,B1E,XU51C 171A/B,XU52C B1A XU5CP XU5JA,B6E		1987 1982 1987 1985 1991		1991 1993 1993 1990 1993	GASOLINA GASOLINA GASOLINA GASOLINA GASOLINA	1580 1580 1580 1580 1580	79/73 90 94 75/105 115
BX 16 VISA GTI	XU5J XU5J,180A,B6D		1985 1985		1990 1986	GASOLINA GASOLINA	1580 1580	75 115
BX 16 ZX	XU5M XU5M(B4A)	3	1990 1991		1994 1997	GASOLINA GASOLINA	1580 1580	90 90
XANTIA ZX	XU5JP(BFZ) XU5JP(BFZ)	7	1993 1994	10	1997 1997	GASOLINA GASOLINA	1580 1580	89 89
DISPATCH JUMPY	220A2.000 220A2.000	10	1994 1995	8	2000	GASOLINA GASOLINA	1581 1581	80 80
SAXO	TU5JP(NFZ)	2	1996	6	2003	GASOLINA	1587	90
SAXO 16V (DOHC)	TU5J4(NFX)	2	1996	4	2004	GASOLINA	1587	120
ZX	TU5JP(NFZ)	9	1996			GASOLINA	1587	90
XSARA	TU5JP(NFZ)	4	1997	9	2000	GASOLINA	1587	90
XSARA PICASSO	TU5JP(NFZ)	12	1999			GASOLINA	1587	88
SAXO XSARA PICASSO	TU5JP(NFT) TU5JP(NFV)	2 12	2001 1999			GASOLINA GASOLINA	1587 1587	101 95
BERLINGO 16V BERLINGO 16V C2 16V C3 16V C3 16V C3 PLURIEL 16V C4 16V XSARA PICASSO 16V XSARA PICASSO 16V (DOHC)	TU5JP4(N6A) TU5JP4(NFU) TU5JP4(NFU) TU5JP4(N6A) TU5JP4(NFU) TU5JP4(NFU) TU5JP4(NFU) TU5JP4(NFU) TU5JP4(N6A) TU5JP4(NFU) TU5JP4(N6A)	10 10 9 9 5 5 11 9 9	2000 2000 2003 2002 2002 2003 2004 2005 2005			GASOLINA GASOLINA GASOLINA GASOLINA GASOLINA GASOLINA GASOLINA GASOLINA GASOLINA GASOLINA	1587 1587 1587 1587 1587 1587 1587 1587 1587 1587	110 110 109 110 110 109 110 110 109 109
C2 16V (DOHC)	TU5JP4S(NFS)	1	2005			GASOLINA	1587	122
BERLINGO 16V BERLINGO 16V BERLINGO 16V BERLINGO COMBI 16V BERLINGO COMBI 16V C2 CHINE 16V C4 BIOFLEX 16V XSARA PICASSO 16V (DOHC)	TU5JP4(N6A) TU5JP4(NFU) TU5JP4B(NFR) TU5JP4(NFU) TU5JP4B(NFR) TU5JP4(N6A) TU5JP4(NFU) TU5JP4(N6A)	1 1 1 4 4 6 9 3	2008 2008 2008 2008 2008 2006 2007 2007			GASOLINA GASOLINA GASOLINA GASOLINA GASOLINA GASOLINA GASOLINA GASOLINA	1587 1587 1587 1587 1587 1587 1587 1587	120 120 120 109 90 123 109 120
C5 16V XSARA 16V (DOHC)	6FZ(EW7J4) 6FZ(EW7J4)	3 9	2001 2000	10	2004	GASOLINA GASOLINA	1749 1749	117 117
XANTIA ZX	XU7JP XU7JP		1993 1992		1998 1997	GASOLINA GASOLINA	1761 1761	103 103




				IMAGEM DA JUNTA DO CABEÇOTE
	CÓDIGO MAHLE	CÓDIGO METAL LEVE		
75,00 75,00 75,00 75,00 75,00	JAV0440760/4 JUNTA TAMPA VÁLVULA JS0440060/4	JAV9477/4 JUNTA TAMPA VÁLVULA J&RS-9270/4	PF0440013*	
83,00 83,00 83,00 83,00 83,00	JC0440320/4* JC0440320/4* 1,50 JM0440320/4*	J&RC-9470/4* J&RC-9470/4* 1,50 J&RM-9470/4*	PF0440008*	
83,00 83,00	JC0440320/4* JC0440320/4* 1,50 JM0440320/4*	J&RC-9470/4* J&RC-9470/4* 1,50 J&RM-9470/4*	PF0440008*	
83,00 83,00	JC0440320/4* JC0440320/4* 1,50	J&RC-9470/4* J&RC-9470/4* 1,50	PF0440008*	
83,00 83,00	JC0440320/4* JC0440320/4* 1,50 JM0440810/4* JS0440810/4*	J&RC-9470/4* J&RC-9470/4* 1,50 J&RM-9480/4* J&RS-9480/4*	PF0440008*	
86,40 86,40			PF0440011*	
78,50	JAV0440760/4 JUNTA TAMPA VÁLVULA JC0440820/4* JM0440820/4* JS0440820/4*	JAV9477/4 JUNTA TAMPA VÁLVULA J&RC-9488/4* J&RM-9488/4* J&RS-9488/4*	PF0440013*	
78,50	JC0440770/4* JM0440770/4* JS0440770/4	J&RC-9481/4* J&RM-9481/4* J&RS-9481/4	PF0440014*	
78,50	JAV0440760/4 JUNTA TAMPA VÁLVULA JC0440820/4* JM0440820/4* JS0440820/4*	JAV9477/4 JUNTA TAMPA VÁLVULA J&RC-9488/4* J&RM-9488/4* J&RS-9488/4*	PF0440013*	
78,50	JAV0440760/4 JUNTA TAMPA VÁLVULA JC0440820/4* JM0440820/4* JS0440820/4*	JAV9477/4 JUNTA TAMPA VÁLVULA J&RC-9488/4* J&RM-9488/4* J&RS-9488/4*	PF0440013*	
78,50	JAV0440760/4 JUNTA TAMPA VÁLVULA JS0440720/4*	JAV9477/4 JUNTA TAMPA VÁLVULA J&RS-9466/4*	PF0440013*	
78,50 78,50	JAV0440760/4 JUNTA TAMPA VÁLVULA	JAV9477/4 JUNTA TAMPA VÁLVULA	PF0440013*	
78,50 78,50 78,50 78,50 78,50 78,50 78,50 78,50	JAV0440000/4* JUNTA TAMPA VÁLVULA JC0440000/4 JM0440000/4 JS0440000/4	JAV9126/4* JUNTA TAMPA VÁLVULA J&RC-9126/4 J&RM-9126/4 J&RS-9126/4	PF0440014*	
78,50	JAV0440000/4* JUNTA TAMPA VÁLVULA JC0440000/4	JAV9126/4* JUNTA TAMPA VÁLVULA J&RC-9126/4		
78,50 78,50 78,50 78,50 78,50 78,50 78,50	JC0440000/4	J&RC-9126/4		
83,00 83,00	JAV0660000/4 JUNTA TAMPA VÁLVULA (ADMISSÃO) JAV0660000/4 JUNTA TAMPA VÁLVULA (ESCAPE)	JAV9359/4 JUNTA TAMPA VÁLVULA (ADMISSÃO) JAV9359/4 JUNTA TAMPA VÁLVULA (ESCAPE)	PF0660107*	
83,00 83,00	JC0440320/4* JC0440320/4* 1,50 JM0440810/4* JS0440810/4*	J&RC-9470/4* J&RC-9470/4* 1,50 J&RM-9480/4* J&RS-9480/4*	PF0440008*	



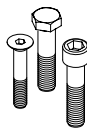
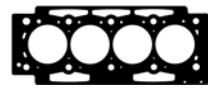


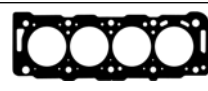







Descrição do Produto / Radical MAHLE / Radical Metal Leve: Junta do Coletor de Escape / JA / JA ;
 Junta do Coletor de Admissão / JAA / JAA; Junta do Coletor de Admissão e Escape / JAAE / JAAE;
 Junta do Carter / JAC / JAC; Junta da Tampa de Válvulas / JAV / JAV; Junta da Válvula Termostática / JAVT / JAVT;
 Junta do Cabeçote / JC / J&RC; Jogo de Juntas Inferior do Motor / JI / J&RI; Jogo de Juntas do Motor / JM / J&RM;
 Jogo de Juntas Superior do Motor / JS / J&RS; Jogo de Parafusos do Cabeçote / PF / PF;
 * Itens sob Consulta

		MÊS ANO			c.c.	POTÊNCIA (CV)		
		→ ←						
XANTIA 16V ZX 16V (DOHC) XANTIA 16V (No: <7965)	XU7JP4 XU7JP4(LFY)		1995 1997		1996 1998	GASOLINA GASOLINA	1761 1761	112 112
XANTIA 16V XSARA 16V (DOHC) (No: 7966>)	XU7JP4 XU7JP4	4	1997 1997	9	2001 2000	GASOLINA GASOLINA	1761 1761	112 112
EVASION SYNERGIE	XU7JP(LFZ) XU7JP	5	1997 1996	7	2002	GASOLINA GASOLINA	1761 1761	103 99
XANTIA XSARA XSARA	XU7JB XU7JB XU7JP	7	1997 1997 1997	11	2001 2000	GASOLINA GASOLINA GASOLINA	1761 1761 1761	90 90 103
BERLINGO	XU7JB(LFX)	8	1999	10	2002	GASOLINA	1761	90
BX 17 VISA 17	XUD7(161A) XUD7(161A)	10 4	1985 1984	9 3	1993 1991	DIESEL DIESEL	1769 1769	60 60
C15 ZX	XUD7(161A) XUD7(161A)	7 6	1986 1993	12 6	2000 1997	DIESEL DIESEL	1769 1769	60 60
BX 17 TD BX 17 TD	XUD7TE(A8A) XUD7TE(AJA)		1988 1988		1994 1994	DIESEL DIESEL	1769 1769	90 90
BERLINGO XSARA	XUD7(A9A) XUD7(A9A)	11 4	1996 1997	10 9	1999 2000	DIESEL DIESEL	1769 1769	60 60
C25	XM7T(169)	11	1981	1	1994	GASOLINA	1796	79
BERLINGO BERLINGO C15 JUMPY XSARA (SOHC)	DW8(WJZ) DW8B(WJY) DW8(WJZ) DW8(WJZ) DW8(WJZ)	7 7 4 7	1998 1998 2001 1998 1998			DIESEL DIESEL DIESEL DIESEL DIESEL	1868 1868 1868 1868 1868	71 71 71 71 71
C15 C15 JUMPY XSARA (SOHC)	DW8B(WJX) DW8B(WJZ) DW8B(WJY) DW8B(WJY)	10 4	2000 2001 1998 2000			DIESEL DIESEL DIESEL DIESEL	1868 1868 1868 1868	60 71 71 71
BX 19 BX 19 BX 19 GTI BX 19 GTI	XU92C XU92S XU9J1 XU9J2	10 10 7 7	1984 1984 1986 1986		1993 1993 1993 1993	GASOLINA GASOLINA GASOLINA GASOLINA	1905 1905 1905 1905	96 96 104 125
BX GTI 16V (DOHC)	XU9J4		1987		1993	GASOLINA	1905	160
BX 19	XU9JA		1990		1993	GASOLINA	1905	122
ZX VOLCANE ZX VOLCANE	XU9JA(D6E) XUA95AZ	3	1991 1991		1993 1994	GASOLINA GASOLINA	1905 1905	130 122
BX 19 BX 19 BX 19 ZX	XUD9(D9A) XUD9(D9B) XUD9(D9JZ) XUD9		1983 1983 1983 1991		1994 1994 1994 1998	DIESEL DIESEL DIESEL DIESEL	1905 1905 1905 1905	65/71 65/71 65/71 71
C25	XUD9(D9B)		1988		1994	DIESEL	1905	71
ZX TD	XUD9TE	6	1992	6	1994	DIESEL	1905	92
XANTIA TD	XUD9TE		1993		1994	DIESEL	1905	92
DISPATCH RELAY XANTIA	XUD9A(D9B) XUD9A XUD9		1995 1995 1993		1999 1999 1998	DIESEL DIESEL DIESEL	1905 1905 1905	69 69 69
DISPATCH TD EVASION TD JUMPER TD JUMPY TD RELAY TD SYNERGIE TD XANTIA TD ZX TD	XUD9TF(D8B) XUD9TF(D8B) XUD9TF(D8B) XUD9TF(D8B) XUD9TF(D8B) XUD9TF(D8B) XUD9TF(D8B) XUD9TF(D8B) XUD9TF(D8B)	11 3 10 7	1995 1994 1994 1995 1995 1995 1994 1994	7 4 8 2001	2002 2002	DIESEL DIESEL DIESEL DIESEL DIESEL DIESEL DIESEL DIESEL	1905 1905 1905 1905 1905 1905 1905 1905	90 90 90 90 90 90 90/75 90/92
XANTIA TD XANTIA TD XSARA TD	XUD9SD(DHW) XUD9TE(DHY) XUD9BSD(DHW)	2	1994 1994 1998	5	2001 2001 1999	DIESEL DIESEL DIESEL	1905 1905 1905	75 90 75




				IMAGEM DA JUNTA DO CABEÇOTE
	CÓDIGO MAHLE	CÓDIGO METAL LEVE		
83,00 83,00	JC0440350/4* JM0440350/4* JS0440350/4*	J&RC-9482/4* J&RM-9482/4* J&RS-9482/4*	PF0660064*	
83,00 83,00	JC0440350/4* JM0440890/4 JS0440890/4	J&RC-9482/4* J&RM-9508/4 J&RS-9508/4	PF0660064*	
83,00 83,00	JC0440320/4* JC0440320/4* 1,50	J&RC-9470/4* J&RC-9470/4* 1,50	PF0440008*	
83,00 83,00 83,00	JC0440320/4* JC0440320/4* 1,50	J&RC-9470/4* J&RC-9470/4* 1,50	PF0440008* PF0440089*	
83,00	JC0440320/4* JC0440320/4* 1,50 JM0440860/4* JS0440860/4*	J&RC-9470/4* J&RC-9470/4* 1,50 J&RM-9390/4* J&RS-9492/4*	PF0440089*	
80,00 80,00	JS0440200/4* S/ JUNTA CABEÇOTE	J&RS-2377/4* S/ JUNTA CABEÇOTE	PF0440012*	
80,00 80,00	JS0440200/4* S/ JUNTA CABEÇOTE	J&RS-2377/4* S/ JUNTA CABEÇOTE	PF0440012*	
80,00 80,00	JS0440200/4* S/ JUNTA CABEÇOTE	J&RS-2377/4* S/ JUNTA CABEÇOTE		
80,00 80,00	JS0440200/4* S/ JUNTA CABEÇOTE	J&RS-2377/4* S/ JUNTA CABEÇOTE	PF0440012*	
84,00			PF0440008*	
82,20 82,20 82,20 82,20 82,20			PF0440012*	
82,20 82,20 82,20 82,20			PF0440012*	
83,00 83,00 83,00 83,00	JC0440320/4* JC0440320/4* 1,50 JM0440320/4*	J&RC-9470/4* J&RC-9470/4* 1,50 J&RM-9470/4*	PF0440008*	
83,00	JAV0440800/4* JUNTA TAMPA VÁLVULA JC0440320/4* 1,50	JAV9484/4* JUNTA TAMPA VÁLVULA J&RC-9470/4* 1,50	PF0440008*	
83,00	JC0440320/4* JC0440320/4* 1,50	J&RC-9470/4* J&RC-9470/4* 1,50	PF0440008*	
83,00 83,00	JC0440320/4* JC0440320/4* 1,50 JS0440320/4*	J&RC-9470/4* J&RC-9470/4* 1,50 J&RS-9470/4*	PF0440008*	
83,00 83,00 83,00	JS0440200/4* S/ JUNTA CABEÇOTE	J&RS-2377/4* S/ JUNTA CABEÇOTE	PF0440012*	
83,00	JS0440200/4* S/ JUNTA CABEÇOTE	J&RS-2377/4* S/ JUNTA CABEÇOTE	PF0440012*	
83,00	JS0440200/4* S/ JUNTA CABEÇOTE	J&RS-2377/4* S/ JUNTA CABEÇOTE		
83,00 83,00 83,00	JS0440200/4* S/ JUNTA CABEÇOTE	J&RS-2377/4* S/ JUNTA CABEÇOTE	PF0440012*	
83,00 83,00 83,00 83,00 83,00 83,00 83,00	JS0440200/4* S/ JUNTA CABEÇOTE	J&RS-2377/4* S/ JUNTA CABEÇOTE		
83,00 83,00 83,00	JS0440200/4* S/ JUNTA CABEÇOTE	J&RS-2377/4* S/ JUNTA CABEÇOTE		



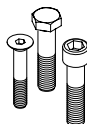









Descrição do Produto / Radical MAHLE / Radical Metal Leve: Junta do Coletor de Escape / JA / JA ;
 Junta do Coletor de Admissão / JAA / JAA; Junta do Coletor de Admissão e Escape / JAAE / JAAE;
 Junta do Carter / JAC / JAC; Junta da Tampa de Válvulas / JAV / JAV; Junta da Válvula Termostática / JAVT / JAVT;
 Junta do Cabeçote / JC / J&RC; Jogo de Juntas Inferior do Motor / JI / J&RI; Jogo de Juntas do Motor / JM / J&RM;
 Jogo de Juntas Superior do Motor / JS / J&RS; Jogo de Parafusos do Cabeçote / PF / PF;
 * Itens sob Consulta

		MÊS ANO					C.C.	POTÊNCIA (CV)
		→			←			
BERLINGO BERLINGO JUMPER JUMPY XSARA XSARA	XUD9(D9B) XUD9(DJY) XUD9A XUD9A(D9B) XUD9(DHV) XUD9(DJY)	7 7 10 10 9 9	1996 1996 1995 1995 1997 1997	10 10 10 10 9 9	1999 1999 1999 1999 2000 2000	DIESEL DIESEL DIESEL DIESEL DIESEL DIESEL	1905 1905 1905 1905 1905 1905	69 69 69 69 69 69
XSARA TD XSARA TD	XUD9TE(DHX) XUD9TE(DHY)	2 2	1998 1998	9 9	2000 2000	DIESEL DIESEL	1905 1905	90 90
C25	XN1T	11	1981	1	1994	GASOLINA	1971	84
C4 16V C5 16V C8 16V DISPATCH 16V EVASION 16V JUMPY 16V JUMPY II 16V XSARA 16V XSARA PICASSO 16V (DOHC)	EW10J4(RFN) EW10J4(RFN) EW10J4(RFN) EW10J4(RFN) EW10J4(RFN) EW10J4(RFN) EW10J4(RFN) EW10J4(RFN) EW10J4(RFN) EW10J4(RFN)	11 3 7 4 4 12 11 1	2004 2001 2002 2000 2000 2003 2000 2003			GASOLINA GASOLINA GASOLINA GASOLINA GASOLINA GASOLINA GASOLINA GASOLINA GASOLINA	1997 1997 1997 1997 1997 1997 1997 1997 1997	136 136 136 136 136 136 136 136 136
C4 16V (DOHC)	EW10J4S(RFK)	11	2004			GASOLINA	1997	177
BERLINGO HDI C5 HDI DISPATCH HDI DISPATCH HDI EVASION HDI JUMPER HDI JUMPER HDI JUMPY HDI JUMPY HDI SYNERGIE HDI XANTIA HDI XSARA HDI XSARA HDI XSARA HDI XSARA PICASSO HDI XSARA PICASSO HDI (No: <8331)	DW10TD(RHY) DW10TD/ATED DW10ATED(RHZ) DW10BTED(RHX) DW10TD/ATED DW10TD(RHV) DW10TD(RHY) DW10ATED(RHZ) DW10BTED(RHX) DW10TD/ATED DW10TD/ATED DW10ATED(RHZ) DW10TD(RHV) DW10TD(RHY) DW10TD(RHY) DW10TD/ATED	3 3 10 10 12 3 10 12 3 4 4	1999 2001 2000 1999 1999 1998 1998 2000 1999 1999 1998 2000 1998 1998 2007 1999	8	2004 2001	DIESEL DIESEL DIESEL DIESEL DIESEL DIESEL DIESEL DIESEL DIESEL DIESEL DIESEL DIESEL DIESEL DIESEL DIESEL DIESEL	1997 1997 1997 1997 1997 1997 1997 1997 1997 1997 1997 1997 1997 1997 1997 1997	90 90/110 110 94 90/110 90/110 110 94 90/110 90/110 110 110 90/110 90/110 136 90/110
BERLINGO HDI C5 HDI DISPATCH HDI DISPATCH HDI EVASION HDI JUMPER HDI JUMPER HDI JUMPY HDI JUMPY HDI SYNERGIE HDI XANTIA HDI XSARA HDI XSARA HDI XSARA HDI XSARA PICASSO HDI (No: 8332>)	DW10TD(RHY) DW10TD/ATED DW10ATED(RHZ) DW10BTED(RHX) DW10TD(RHY) DW10TD(RHV) DW10TD(RHY) DW10ATED(RHZ) DW10BTED(RHX) DW10TD/ATED DW10TD/ATED DW10ATED(RHZ) DW10TD(RHV) DW10TD(RHY) DW10TD(RHY) DW10TD/ATED	3 3 10 10 12 3 10 12 3 4	1999 2001 2000 1999 1999 1998 1998 2000 1999 1999 1998 2000 1998 1998 1998 1999	8	2004 2001	DIESEL DIESEL DIESEL DIESEL DIESEL DIESEL DIESEL DIESEL DIESEL DIESEL DIESEL DIESEL DIESEL DIESEL DIESEL DIESEL	1997 1997 1997 1997 1997 1997 1997 1997 1997 1997 1997 1997 1997 1997 1997 1997	90 90/110 110 94 90 90/110 90/110 110 94 90/110 90/110 110 90/110 90/110 90/110 90/110
XM XM XM	XU102C XU10J2 XU10M		1989 1989 1990		1993 1994 1993	GASOLINA GASOLINA GASOLINA	1998 1998 1998	115 122/130 107
XANTIA ZX	XU10J2C XU10J2C		1993 1992		1998 1996	GASOLINA GASOLINA	1998 1998	123 123
XANTIA 16V ZX 16V (DOHC)	XU10J4 XU10J4		1993 1992	6	1995 1997	GASOLINA GASOLINA	1998 1998	155 155
XM 16V (DOHC) (No: <7965)	XU10J4R(RFV)		1993		2000	GASOLINA	1998	135
EVASION JUMPER JUMPER II	XU10J2C(RFV) XU10J2U(RFW) XU10J2(RFL)	6 2 2	1994 1994 2003	7 4	2002 2002	GASOLINA GASOLINA GASOLINA	1998 1998 1998	123 109 110
EVASION TURBO SYNERGIE TURBO XANTIA TURBO XM TURBO (No: <7665)	XU10J2TE(RGX) XU10J2TE(RGX) XU10J2TE(RGX) XU10J2TE(RGX)	6 6 6 5	1994 1994 1995 1994	7 4 1 10	2002 2002 1998 2002	GASOLINA GASOLINA GASOLINA GASOLINA	1998 1998 1998 1998	150 150 150 150
XANTIA 16V (DOHC) (No: <7965)	XU10J4R(RFV)	7	1995		2001	GASOLINA	1998	135




				IMAGEM DA JUNTA DO CABEÇOTE
	CÓDIGO MAHLE	CÓDIGO METAL LEVE		
83,00 83,00 83,00 83,00 83,00	JS0440200/4* S/ JUNTA CABEÇOTE	J&RS-2377/4* S/ JUNTA CABEÇOTE	PF0440012*	
83,00 83,00	JS0440200/4* S/ JUNTA CABEÇOTE	J&RS-2377/4* S/ JUNTA CABEÇOTE		
88,00			PF0440008*	
85,00 85,00 85,00 85,00 85,00 85,00 85,00 85,00	JAV0660000/4 JUNTA TAMPA VÁLVULA (ADMISSÃO) JAV0660000/4 JUNTA TAMPA VÁLVULA (ESCAPE) JC0660000/4 JS0660000/4*	JAV9359/4 JUNTA TAMPA VÁLVULA (ADMISSÃO) JAV9359/4 JUNTA TAMPA VÁLVULA (ESCAPE) J&RC-9359/4 J&RS-9359/4*	PF0660107*	
85,00	JAV0660000/4 JUNTA TAMPA VÁLVULA (ADMISSÃO) JAV0660000/4 JUNTA TAMPA VÁLVULA (ESCAPE) JC0660000/4	JAV9359/4 JUNTA TAMPA VÁLVULA (ADMISSÃO) JAV9359/4 JUNTA TAMPA VÁLVULA (ESCAPE) J&RC-9359/4		
85,00 85,00 85,00 85,00 85,00 85,00 85,00 85,00 85,00 85,00 85,00 85,00 85,00 85,00 85,00 85,00 85,00 85,00	JC0440360/4* 1,30 JC0440360/4* 1,35 JC0440360/4* 1,40 JC0440360/4* 1,50 JM0440360/4* S/ JUNTA CABEÇOTE JS0440360/4* S/ JUNTA CABEÇOTE	J&RC-9453/4* 1,30 J&RC-9453/4* 1,35 J&RC-9453/4* 1,40 J&RC-9453/4* 1,50 J&RM-9453/4* S/ JUNTA CABEÇOTE J&RS-9453/4* S/ JUNTA CABEÇOTE		
85,00 85,00 85,00 85,00 85,00 85,00 85,00 85,00 85,00 85,00 85,00 85,00 85,00 85,00 85,00 85,00 85,00	JC0440360/4* 1,30 JC0440360/4* 1,35 JC0440360/4* 1,40 JC0440360/4* 1,50 JM0440710/4* S/ JUNTA CABEÇOTE JS0440710/4* S/ JUNTA CABEÇOTE	J&RC-9453/4* 1,30 J&RC-9453/4* 1,35 J&RC-9453/4* 1,40 J&RC-9453/4* 1,50 J&RM-9464/4* S/ JUNTA CABEÇOTE J&RS-9464/4* S/ JUNTA CABEÇOTE		
86,00 86,00 86,00	JM0440790/4*	J&RM-9483/4*	PF0440012*	
86,00 86,00	JC0440040/4 JM0440040/4* JS0440040/4*	J&RC-9467/4 J&RM-9467/4* J&RS-9467/4*	PF0440012*	
86,00 86,00	JAV0440800/4* JUNTA TAMPA VÁLVULA JC0440800/4* JM0440800/4* JS0440800/4*	JAV9484/4* JUNTA TAMPA VÁLVULA J&RC-9484/4* J&RM-9484/4* J&RS-9484/4*	PF0440047*	
86,00	JC0440040/4	J&RC-9467/4	PF0440047*	
86,00 86,00 86,00	JC0440040/4 JS0440740/4*	J&RC-9467/4 J&RS-9478/4*	PF0440012*	
86,00 86,00 86,00 86,00	JC0440040/4 JM0440730/4*	J&RC-9467/4 J&RM-9499/4*	PF0440012*	
86,00	JC0440040/4 JM0440840/4* JS0440840/4	J&RC-9467/4 J&RM-9490/4* J&RS-9490/4	PF0440047*	



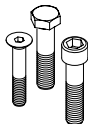
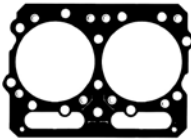






Descrição do Produto / Radical MAHLE / Radical Metal Leve: Junta do Coletor de Escape / JA / JA ;
 Junta do Coletor de Admissão / JAA / JAA; Junta do Coletor de Admissão e Escape / JAAE / JAAE;
 Junta do Carter / JAC / JAC; Junta da Tampa de Válvulas / JAV / JAV; Junta da Válvula Termostática / JAVT / JAVT;
 Junta do Cabeçote / JC / J&RC; Jogo de Juntas Inferior do Motor / JI / J&RI; Jogo de Juntas do Motor / JM / J&RM;
 Jogo de Juntas Superior do Motor / JS / J&RS; Jogo de Parafusos do Cabeçote / PF / PF;
 * Itens sob Consulta

		MÊS ANO					c.c.	POTÊNCIA (CV)
		→			←			
EVASION TURBO SYNERGIE TURBO XANTIA TURBO XM TURBO (No: 7666>)	XU10J2TE(RGX) XU10J2TE(RGX) XU10J2TE(RGX) XU10J2TE(RGX)	6	1995 1995 1995 1995	10	2001 2000	GASOLINA GASOLINA GASOLINA GASOLINA	1998 1998 1998 1998	150 150 150 150
EVASION 16V SYNERGIE 16V XANTIA 16V XSARA 16V (DOHC) (No: 7966>)	XU10J4R(RFV) XU10J4R(RFV) XU10J4R(RFV) XU10J4R(RFV)	5 5 7	1998 1998 1995 1998		2001 2000	GASOLINA GASOLINA GASOLINA GASOLINA	1998 1998 1998 1998	132 132 135 135
XSARA 16V ZX 16V (DOHC)	XU10J4RS(RFS) XU10J4RS(RFS)	4 5	1997 1996	9 6	2000 1997	GASOLINA GASOLINA	1998 1998	167 167
EVASION 16V SYNERGIE 16V XSARA 16V (DOHC) (No: <7965)	XU10J4R(RFV) XU10J4R(RFV) XU10J4R(RFV)	5 5 7	1998 1998 1998	4 4 9	2000 2000 2000	GASOLINA GASOLINA GASOLINA	1998 1998 1998	132 132 135
JUMPER HDI (No: <09516)	DW12TED(4HY)	4	2002			DIESEL	2179	101
JUMPER HDI (No: 09517>)	DW12TED(4HY)	4	2002			DIESEL	2179	101
C8 16V (DOHC)	EW12J4(3FZ)	7	2002			GASOLINA	2230	160
JUMPER HDI JUMPER HDI JUMPER II HDI	8140.43 8140.43S 8140.43N	9 9 5	2000 2000 2004	4 4	2002 2002	DIESEL DIESEL DIESEL	2799 2799 2799	125 125 146
JUMPER	8140.63		2001		2002	DIESEL	2799	87
XANTIA V6 24V XM V6 24V (DOHC)	ES9J4(XFZ) ES9J4(XFZ)	1 4	1997 1997	1 10	1998 2000	GASOLINA GASOLINA	2946 2946	194 194
XM V6 12V	ZPJ(SKZ)	9	1989	6	1994	GASOLINA	2975	166/170
XM V6 24V (DOHC)	ZPJ4(SKZ)	9	1989	6	1994	GASOLINA	2975	200




				IMAGEM DA JUNTA DO CABEÇOTE
	CÓDIGO MAHLE	CÓDIGO METAL LEVE		
86,00 86,00 86,00 86,00	JC0440040/4	J&RC-9467/4	PF0440012*	
85,00 85,00 86,00 85,00	JC0440040/4 JM0440865/4* JS0440865/4*	J&RC-9467/4 J&RM-9391/4* J&RS-9391/4*	PF0440047*	
86,00 86,00	JM0440880/4 JS0440880/4	J&RM-9507/4* J&RS-9507/4	PF0440047*	
85,00 85,00 85,00	JC0440040/4 JM0440840/4* JS0440840/4	J&RC-9467/4 J&RM-9490/4* J&RS-9490/4	PF0440047*	
85,00	JM0440360/4* S/ JUNTA CABEÇOTE JS0440360/4* S/ JUNTA CABEÇOTE	J&RM-9453/4* S/ JUNTA CABEÇOTE J&RS-9453/4* S/ JUNTA CABEÇOTE		
85,00	JM0440710/4* S/ JUNTA CABEÇOTE JS0440710/4* S/ JUNTA CABEÇOTE	J&RM-9464/4* S/ JUNTA CABEÇOTE J&RS-9464/4* S/ JUNTA CABEÇOTE		
86,00	JAV0660000/4 JUNTA TAMPA VÁLVULA (ADMISSÃO) JAV0660000/4 JUNTA TAMPA VÁLVULA (ESCAPE)	JAV9359/4 JUNTA TAMPA VÁLVULA (ADMISSÃO) JAV9359/4 JUNTA TAMPA VÁLVULA (ESCAPE)		
94,40 94,40 94,40	JA0010090/4 JUNTADO COLETOR ESCAPE JAA0010050/4 JUNTA ADMISSÃO JC0440020/4* 1,20 JC0440020/4* 1,30 JC0440020/4* 1,40 JC0440020/4* 1,50 JM0440020/4 S/ JUNTA CABEÇOTE JS0440020/4 S/ JUNTA CABEÇOTE	JA9360/4 JUNTADO COLETOR ESCAPE JAA9183/4 JUNTA ADMISSÃO J&RC-9358/4* 1,20 J&RC-9358/4* 1,30 J&RC-9358/4* 1,40 J&RC-9358/4* 1,50 J&RM-9358/4 S/ JUNTA CABEÇOTE J&RS-9358/4 S/ JUNTA CABEÇOTE	PF0010017*	
94,40	JA0010090/4 JUNTADO COLETOR ESCAPE JAA0010050/4 JUNTA ADMISSÃO JC0010050/4 1,60 JC0010050/4 1,70 JC0010050/4 1,80 JS0010050/4* S/ JUNTA CABEÇOTE	JA9360/4 JUNTADO COLETOR ESCAPE JAA9183/4 JUNTA ADMISSÃO J&RC-9183/4 1,60 J&RC-9183/4 1,70 J&RC-9183/4 1,80 J&RS-9183/4* S/ JUNTA CABEÇOTE	PF0660092*	
87,00 87,00	JS0440920/4	J&RS-9511/4		
93,00	JC0100530/6* JM0100530/6*	J&RC-9436/6* J&RM-9436/6*		
93,00	JC0100530/6* JM0100540/6*	J&RC-9436/6* J&RM-9439/6*		



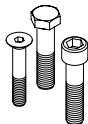


Descrição do Produto / Radical MAHLE / Radical Metal Leve: Junta do Coletor de Escape / JA / JA ;
 Junta do Coletor de Admissão / JAA / JAA; Junta do Coletor de Admissão e Escape / JAAE / JAAE;
 Junta do Câter / JAC / JAC; Junta da Tampa de Válvulas / JAV / JAV; Junta da Válvula Termostática / JAVT / JAVT;
 Junta do Cabeçote / JC / J&RC; Jogo de Juntas Inferior do Motor / JI / J&RI; Jogo de Juntas do Motor / JM / J&RM;
 Jogo de Juntas Superior do Motor / JS / J&RS; Jogo de Parafusos do Cabeçote / PF / PF;
 * Itens sob Consulta

		MÊS ANO			c.c.	POTÊNCIA (CV)
		→	←			
(SMALL CAM) (BIG CAM)	NT855 NT855 NT855 NT855				DIESEL DIESEL DIESEL DIESEL	
	4B/4BT 3.9L				DIESEL	
	6B/6BT 5.9L				DIESEL	
	6C/6CT 8.3L				DIESEL	
	4 ISBe				DIESEL	
	6 ISBe				DIESEL	
	6 ISCe				DIESEL	




				IMAGEM DA JUNTA DO CABEÇOTE
	CÓDIGO MAHLE	CÓDIGO METAL LEVE		
	JC21150/2 JI21150/6 C/RET. JI21420/6 C/RET. JS21320/6	J&RC-1082/2 J&RI-1082/6 J&RI-1488/6 J&RS-1488/6		
	JC21380/4 JI21380/4 C/RET. JM21380/4 C/RET. JS21380/4 C/RET.	J&RC-2304/4 J&RI-2304/4 C/RET. J&RM-2304/4 C/RET. J&RS-2304/4 C/RET.		
	JC21380/6 JI21380/6 C/RET. JM21380/6 C/RET. JS21380/6 C/RET.	J&RC-2304/6 J&RI-2304/6 C/RET. J&RM-2304/6 C/RET. J&RS-2304/6 C/RET.		
	JC21260/6 JI21260/6 C/RET. JM21260/6 C/RET. JS21260/6 C/RET.	J&RC-9168/6 J&RI-9168/6 C/RET. J&RM-9168/6 C/RET. J&RS-9168/6 C/RET.		
	JC0210520/4 1,15 JC0210520/4 1,25 JI0210520/4 C/RET. JM0210520/4 C/RET. JS0210520/4 C/RET.	J&RC-9722/4 1,15 J&RC-9722/4 1,25 J&RI-9722/4 C/RET. J&RM-9722/4 C/RET. J&RS-9722/4 C/RET.		
	JC0210520/6 1,15 JC0210520/6 1,25 JI0210520/6 C/RET. JM0210520/6 C/RET. JS0210520/6 C/RET.	J&RC-9722/6 1,15 J&RC-9722/6 1,25 J&RI-9722/6 C/RET. J&RM-9722/6 C/RET. J&RS-9722/6 C/RET.		
	JC0210540/6 JI0210540/6 C/RET. JM0210540/6 C/RET. JS0210540/6 C/RET.	J&RC-9721/6 J&RI-9721/6 C/RET. J&RM-9721/6 C/RET. J&RS-9721/6 C/RET.		



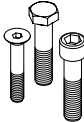



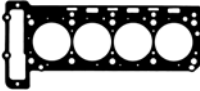
Descrição do Produto / Radical MAHLE / Radical Metal Leve: Junta do Coletor de Escape / JA / JA ;
 Junta do Coletor de Admissão / JAA / JAA; Junta do Coletor de Admissão e Escape / JAAE / JAAE;
 Junta do Câter / JAC / JAC; Junta da Tampa de Válvulas / JAV / JAV; Junta da Válvula Termostática / JAVT / JAVT;
 Junta do Cabeçote / JC / J&RC; Jogo de Juntas Inferior do Motor / JI / J&RI; Jogo de Juntas do Motor / JM / J&RM;
 Jogo de Juntas Superior do Motor / JS / J&RS; Jogo de Parafusos do Cabeçote / PF / PF;
 * Itens sob Consulta

		MÊS ANO				c.c.	POTÊNCIA (CV)
		→		←			
LOGAN FLEX 16V (DOHC)	D4DHIFLEX		2007		ALCOHOL	998	76/77
SANDERO 16V (DOHC)	D4D		2009		GASOLINA	1149	75
LOGAN	K7J-710	9	2004	2011	GASOLINA	1390	75
LOGAN EXPRESS	K7J-710	3	2009	2011	GASOLINA	1390	75
LOGAN MCV	K7J-710	2	2007	2011	GASOLINA	1390	75
SANDERO	K7J-710	6	2008	2011	GASOLINA	1390	75
SANDERO	K7J-714	6	2008		GASOLINA	1390	75
LOGAN DCI	K9K-768	9	2004	2011	DIESEL	1461	65/68
LOGAN DCI	K9K-790		2005	2011	DIESEL	1461	70
LOGAN DCI	K9K-792		2004	2011	DIESEL	1461	70
LOGAN DCI	K9K-794		2006	2011	DIESEL	1461	70
LOGAN	K7M-710	9	2004	2010	GASOLINA	1598	90
LOGAN MCV	K7M-710	11	2008		GASOLINA	1598	87
DUSTER 16V	K4M-690	4	2010		GASOLINA	1598	105
DUSTER 4x4 16V	K4M-606	6	2010		GASOLINA	1598	105
LOGAN 16V	K4M-696	2	2006		GASOLINA	1598	105
LOGAN MCV 16V (DOHC)	K4M-690	11	2008		GASOLINA	1598	104
LOGAN 16V	K4M-690	2	2006	2011	GASOLINA	1598	104
LOGAN 16V (DOHC)	K4M-694		2006	2011	GASOLINA	1598	104
LOGAN FLEX 16V	K4M		2007		GASOLINA	1598	110
LOGAN FLEX 16V (DOHC)	K4M		2007		GASOLINA	1598	115
SANDERO	K7M-710	6	2008	2011	GASOLINA	1598	90
SANDERO	K7M-718	6	2008		GASOLINA	1598	90
SANDERO 16V (DOHC)	K4M		2009		GASOLINA	1598	110




				IMAGEM DA JUNTA DO CABEÇOTE
	CÓDIGO MAHLE	CÓDIGO METAL LEVE		
69,00	JAA0180693/4* JUNTA ADMISSÃO	JAA9268/4* JUNTA ADMISSÃO	PF0180041*	
69,00	JAA0180693/4* JUNTA ADMISSÃO JAV0180693/4* JUNTA TAMPA VÁLVULA JS0180695/4	JAA9268/4* JUNTA ADMISSÃO JAV9268/4* JUNTA TAMPA VÁLVULA J&RS-9127/4	PF0180041*	
79,50 79,50 79,50	JAC0180400/4* JUNTA TAMPA DO CÂRTER	JAC9327/4* JUNTA TAMPA DO CÂRTER	PF0180038*	
79,50 79,50	JAC0180400/4* JUNTA TAMPA DO CÂRTER	JAC9327/4* JUNTA TAMPA DO CÂRTER	PF0180038*	
76,00 76,00 76,00 76,00	JAC0180400/4* JUNTA TAMPA DO CÂRTER	JAC9327/4* JUNTA TAMPA DO CÂRTER		
79,50 79,50	JAC0180400/4* JUNTA TAMPA DO CÂRTER	JAC9327/4* JUNTA TAMPA DO CÂRTER	PF0180038*	
79,50 79,50 79,50 79,50	JAC0180400/4* JUNTA TAMPA DO CÂRTER JS0180100/4	JAC9327/4* JUNTA TAMPA DO CÂRTER J&RS-9226/4	PF0180034*	
79,50 79,50	JAC0180400/4* JUNTA TAMPA DO CÂRTER	JAC9327/4* JUNTA TAMPA DO CÂRTER	PF0180034*	
79,50 79,50	JAC0180400/4* JUNTA TAMPA DO CÂRTER	JAC9327/4* JUNTA TAMPA DO CÂRTER	PF0180034*	
79,50 79,50	JAC0180400/4* JUNTA TAMPA DO CÂRTER	JAC9327/4* JUNTA TAMPA DO CÂRTER	PF0180038*	
79,50			PF0180034*	



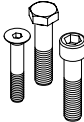







Descrição do Produto / Radical MAHLE / Radical Metal Leve: Junta do Coletor de Escape / JA / JA ;
 Junta do Coletor de Admissão / JAA / JAA; Junta do Coletor de Admissão e Escape / JAAE / JAAE;
 Junta do Câster / JAC / JAC; Junta da Tampa de Válvulas / JAV / JAV; Junta da Válvula Termostática / JAVT / JAVT;
 Junta do Cabeçote / JC / J&RC; Jogo de Juntas Inferior do Motor / JI / J&RI; Jogo de Juntas do Motor / JM / J&RM;
 Jogo de Juntas Superior do Motor / JS / J&RS; Jogo de Parafusos do Cabeçote / PF / PF;
 * Itens sob Consulta

		MÊS ANO			c.c.	POTÊNCIA (CV)	
		→	←				
LANOS 16V LANOS S ECOTEC 16V LANOS SE ECOTEC 16V LANOS SPORT ECOTEC 16V LANOS SX ECOTEC 16V NUBIRA 16V NUBIRA II 16V (DOHC)	A16DMS 98 Cid 98 Cid 98 Cid 98 Cid 98 Cid A16DMS A16DMS	5 5	1997 1999 1999 2001 1999 1997 1999	2003 2002 2000 2002 2000 1999	GASOLINA GASOLINA GASOLINA	1598 1588 1588 1588 1588 1598 1598	106 106 106
REZZO 16V TACUMA 16V (DOHC)	A16DMS A16DMS	9 9	2000 2000	GASOLINA GASOLINA	1598 1598	106 106	
VIVANT 16V (DOHC)	A16DMS		2002	2007	GASOLINA	1598	105
KORANDO 16V (DOHC)	MB111	2 2	1999	GASOLINA	1998	128	
MUSSO 16V (DOHC)	MB111.970	1	1999	GASOLINA	2295	140	
KORANDO Cabrio D KORANDO Cabrio TD MUSSO TD	MB-OM662 MB-OM601 MB-OM601	2 2 1	1999 1999 1999	DIESEL DIESEL DIESEL	2874 2874 2874	98 120 120	




				IMAGEM DA JUNTA DO CABEÇOTE
	CÓDIGO MAHLE	CÓDIGO METAL LEVE		
79,00 79,00 79,00 79,00 79,00 79,00 79,00	JC0141010/4 JAV0950000/5* JUNTA TAMPA VÁLVULA	J&RC-9411/4 JAV9622/5* JUNTA TAMPA VÁLVULA		
79,00 79,00	JC0141010/4	J&RC-9411/4		
79,00	JC0141010/4	J&RC-9411/4		
89,90	JC0481000/4* JS0481070/4*	J&RC-9434/4* J&RS-9631/4*	PF0480053*	
90,90			PF0480053*	
89,00 89,00 89,00			PF0480030*	



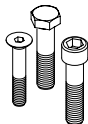












Descrição do Produto / Radical MAHLE / Radical Metal Leve: Junta do Coletor de Escape / JA / JA ;
 Junta do Coletor de Admissão / JAA / JAA; Junta do Coletor de Admissão e Escape / JAAE / JAAE;
 Junta do Câster / JAC / JAC; Junta da Tampa de Válvulas / JAV / JAV; Junta da Válvula Termostática / JAVT / JAVT;
 Junta do Cabeçote / JC / J&RC; Jogo de Juntas Inferior do Motor / JI / J&RI; Jogo de Juntas do Motor / JM / J&RM;
 Jogo de Juntas Superior do Motor / JS / J&RS; Jogo de Parafusos do Cabeçote / PF / PF;
 * Itens sob Consulta

		MÊS ANO			C.C.	POTÊNCIA (CV)		
		→	←					
CUORE DOMINO MIRA	ED10 ED10 ED10		1986 1986 1986		1999 1995 1995	GASOLINA GASOLINA GASOLINA	846 846 846	41 41 41
CHARADE	CB20	2	1981	2	1983	GASOLINA	993	52
CHARADE CHARADE CHARADE TURBO	CB12 CB37 CBT50		1983 1983 1983		1987	GASOLINA GASOLINA GASOLINA	993 993 993	
CHARADE 16V CHARADE 16V CHARADE CLS 8V CHARADE CLX 8V CHARADE SE 8V CHARADE SX 8V TERIOS 16V (SOHC)	HCE HCE HC HC HC HC HC HCEJ	6 6 10	1988 1988 1989 1989 1990 1990 1990 1997	12 1	1992 1993 1989 1989 1992 1992 2000	GASOLINA GASOLINA GASOLINA GASOLINA	1295 1295 1295 1295 1295 1295 1295	90 84/90 83
CHARADE 16V GRAN MOVE 16V PYZAR 16V (SOHC)	HE-E HE-EG HE-EG	7 8 8	1993 1996 1996	5 5 5	2000 2000 2000	GASOLINA GASOLINA GASOLINA	1499 1499 1499	90 90 90
APPLAUSE 16V CHARADE 16V FEROZA 16V ROCKY 16V ROCKY SE 8V ROCKY SX 8V (SOHC)	HDE HDE HDC HD HD HD	6 3 10	1989 1988 1988 1990 1990 1990	7 3	1997 1996 1992 1992 1992	GASOLINA GASOLINA GASOLINA GASOLINA	1589 1589 1589 1589 1589 1589	105 105 95 105 105 105
FEROZA 16V GRAN MOVE 16V PYZAR 16V (SOHC)	HD-E HD-EP HD-EP	10 8 8	1989 1996 1996	8 5 5	1999 2000 2000	GASOLINA GASOLINA GASOLINA	1590 1590 1590	70 91 91
DELTA	B	8	1988			DIESEL	2977	
DELTA	14B	9	1988	4	1999	DIESEL	3661	102




				IMAGEM DA JUNTA DO CABEÇOTE
	CÓDIGO MAHLE	CÓDIGO METAL LEVE		
66,60 66,60 66,60	JM2020000/4 JS2020000/4*	J&RM-9441/4 J&RS-9441/4*		
76,00	JC2020400/3*	J&RC-9448/3*		
76,00 76,00 76,00	JC2020400/3*	J&RC-9448/3*		
76,00 76,00 76,00 76,00 76,00 76,00 76,00	JC2020100/4* JM2020100/4* JS2020200/4*	J&RC-9443/4* J&RM-9443/4* J&RS-9445/4*		
76,00 76,00 76,00	JC2020100/4* JM2020300/4	J&RC-9443/4* J&RM-9447/4		
76,00 76,00 76,00 76,00 77,00 77,00	JC2020100/4* JM2020100/4* JS2020200/4*	J&RC-9443/4* J&RM-9443/4* J&RS-9445/4*		
76,00 76,00 76,00	JC2020100/4* JM2020300/4	J&RC-9443/4* J&RM-9447/4		
95,00	JM0630720/4* S/ JUNTA CABEÇOTE JS0630720/4* S/ JUNTA CABEÇOTE	J&RM-9321/4* S/ JUNTA CABEÇOTE J&RS-9321/4* S/ JUNTA CABEÇOTE	PF0630086*	
102,00	JM0630720/4* S/ JUNTA CABEÇOTE JS0630720/4* S/ JUNTA CABEÇOTE	J&RM-9321/4* S/ JUNTA CABEÇOTE J&RS-9321/4* S/ JUNTA CABEÇOTE	PF0630086*	



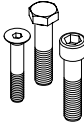











Descrição do Produto / Radical MAHLE / Radical Metal Leve: Junta do Coletor de Escape / JA / JA ;
 Junta do Coletor de Admissão / JAA / JAA; Junta do Coletor de Admissão e Escape / JAAE / JAAE;
 Junta do Câster / JAC / JAC; Junta da Tampa de Válvulas / JAV / JAV; Junta da Válvula Termostática / JAVT / JAVT;
 Junta do Cabeçote / JC / J&RC; Jogo de Juntas Inferior do Motor / JI / J&RI; Jogo de Juntas do Motor / JM / J&RM;
 Jogo de Juntas Superior do Motor / JS / J&RS; Jogo de Parafusos do Cabeçote / PF / PF;
 * Itens sob Consulta

		MÊS ANO			C.C.	POTÊNCIA (CV)		
		→	←					
COLT (SOHC)	G15B		1985		1991	GASOLINA	1468	75/84
NEON I 16V (SOHC)	EBD	9	1997	8	1999	GASOLINA	1796	116
COLT 16V COLT VISTA 16V (SOHC)	4G93 4G93		1993 1992		1994 1994	GASOLINA GASOLINA	1834 1834	120 120
NEON BASE 16V NEON HIGH LINE 16V NEON I 16V NEON SPORT 16V STRATUS 16V STRATUS BASE 16V STRATUS ES 16V (SOHC)	ECB ECB ECB(420H) ECB ECB(420H) ECB ECB		1995 1995 1994 1995 1994 1995 1995		1995 1995 1995 1995 1995 1995 1995	GASOLINA GASOLINA	1996 1996 1996 1996 1996 1996 1996	132132
NEON 16V NEON ACR 16V NEON BASE 16V NEON COUPE 16V NEON HIGH LINE 16V NEON I 16V NEON II 16V NEON R/T 16V NEON SPORT 16V STRATUS 16V STRATUS BASE 16V STRATUS ES 16V (SOHC)	ECB ECB ECB ECB ECB ECB ECB ECB ECB ECB ECB ECB	5 1 8 12	1994 1998 1996 1994 1996 1996 1999 1998 1996 1995 1996 1996	8 9 9 9 9 1998 1998 1998 1997	1999 1999 1999 1999 1999 1999 1999 1998 1998 1998 1998 1997	GASOLINA GASOLINA GASOLINA GASOLINA	1996 1996 1996 1996 1996 1996 1996 1996 1996 1996 1996 1996	132 132 132 132
NEON COUPE 16V NEON I 16V STRATUS 16V (DOHC)	ECC ECC ECC	1 6	1994 1994	9 8	1996 1999	GASOLINA GASOLINA GASOLINA	1996 1996 1996	145 145 145
NEON 16V NEON COUPE 16V (DOHC)	ECC ECC	10 10	1996 1994	9 9	2000 1999	GASOLINA GASOLINA	1996 1996	160 160
AVENGER 16V AVENGER BASE 16V AVENGER ES 16V NEON 16V (DOHC)	ECF ECF ECF ECF		1995 1995 1996 1995		1999 1998 1998 1995	GASOLINA GASOLINA GASOLINA	1996 1996 1996 1996	140 140
NEON 16V (SOHC)	ECB	10	2002	12	2006	GASOLINA	1996	131
2000 GTX 16V (Canada) 2000 GTX TURBO 16V (Canada) (DOHC)	4G63 4G63BT		1989 1989		1992 1992	GASOLINA GASOLINA	1997 1997	144 150
2000 GTX 16V (Canada) 2000 GTX TURBO 16V (Canada) (DOHC)	4G63 4G63		1993 1993		1994 1994	GASOLINA GASOLINA	1997 1997	144 150
2000 GTX 16V (Canada) (SOHC)	4G63K		1993		1993	GASOLINA	1997	136
PICK-UP POWER RAM 50 TD PICK-UP RAM 50 TD (SOHC)	4D55T 4D55T		1983 1983		1985 1985	DIESEL DIESEL	2346 2346	67 67
COLT COLT VISTA POWER RAM 50 RAM 50 RAM 50 BASE 8V RAM 50 LE 8V RAM 50 SE 8V (SOHC)	4G64 4G64 4G64 4G64 144 Cid (4G6G) 144 Cid (4G6G) 144 Cid (4G6G)		1992 1992 1990 1990 1990 1990 1990		1992 1992 1992 1992 1992 1991 1992	GASOLINA GASOLINA GASOLINA GASOLINA	2350 2350 2350 2350 2351 2351 2351	102 102 102 102
COLT 16V COLT 4X4 COLT BASE COLT SE COLT VISTA 16V (SOHC)	4G64K 144 Cid (4G64) 144 Cid (4G64) 144 Cid (4G64) 4G64K		1993 1993 1993 1993 1993		1994 1994 1994 1994 1994	GASOLINA GASOLINA	2350 2351 2351 2351 2350	135 135




				IMAGEM DA JUNTA DO CABEÇOTE
	CÓDIGO MAHLE	CÓDIGO METAL LEVE		
75,50	JM0100590/4*	J&RM-9446/4*		
83,00	JC0100500/4* JS0100500/4*	J&RC-9419/4* J&RS-9419/4*		
81,00 81,00	JC0100650/4* JM0100650/4* JS0100650/4*	J&RC-9461/4* J&RM-9461/4* J&RS-9461/4*		
87,50 87,50 87,50 87,50 87,50 87,50	JC0100500/4*	J&RC-9419/4*		
87,50 87,50 87,50 87,50 87,50 87,50 87,50 87,50 87,50 87,50	JC0100500/4* JS0100500/4*	J&RC-9419/4* J&RS-9419/4*		
87,50 87,50 87,50			PF0100088*	
87,50 87,50			PF0100088*	
87,50 87,50 87,50 87,50	JC0100510/4*	J&RC-9420/4*	PF1950060*	
87,50	JC0100500/4*	J&RC-9419/4*		
85,00 85,00	JC0100560/4* JM0100560/4*	J&RC-9440/4* J&RM-9440/4*		
85,00 85,00	JC0100560/4* JM0100570/4*	J&RC-9440/4* J&RM-9442/4*	PF1950087*	
85,00	JS0100660/4*	J&RS-9462/4*	PF1950087*	
91,00 91,00	JAAE1950010/4* ADMISSÃO / ESCAPE JAV1950010/4* JUNTA TAMPA VÁLVULA	JAAE9115/4* ADMISSÃO / ESCAPE JAV9115/4* JUNTA TAMPA VÁLVULA		
86,50 86,50 86,50 86,50 86,50 86,50	JM0100620/6*	J&RM-9457/6*		
86,50 0,00 0,00 0,00 86,50	JC0100630/4* JM0100630/4* JS0100630/4*	J&RC-9459/4* J&RM-9459/4* J&RS-9459/4*		



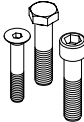











Descrição do Produto / Radical MAHLE / Radical Metal Leve: Junta do Coletor de Escape / JA / JA ;
 Junta do Coletor de Admissão / JAA / JAA; Junta do Coletor de Admissão e Escape / JAAE / JAAE;
 Junta do Câster / JAC / JAC; Junta da Tampa de Válvulas / JAV / JAV; Junta da Válvula Termostática / JAVT / JAVT;
 Junta do Cabeçote / JC / J&RC; Jogo de Juntas Inferior do Motor / JI / J&RI; Jogo de Juntas do Motor / JM / J&RM;
 Jogo de Juntas Superior do Motor / JS / J&RS; Jogo de Parafusos do Cabeçote / PF / PF;
 * Itens sob Consulta

		MÊS ANO			C.C.	POTÊNCIA (CV)		
		→	←					
CARAVAN II 16V GRAND CARAVAN 16V (DOHC)	EDZ EDZ	1	1995 1995	3	2001	GASOLINA GASOLINA	2429 2429	150 150
STRATUS 16V (DOHC)	B00		1995			GASOLINA	2429	150
AVENGER BASE 24V AVENGER ES 24V AVENGER V6 24V STRATUS V6 24V (SOHC)	EEB EEB EEB EEB		1997 1995 1995 1995		2000 2000 1999 1999	GASOLINA GASOLINA GASOLINA	2497 2497 2497 2497	163 163
DAKOTA TD (SOHC)	425CLIEE		1998		2001	DIESEL	2499	115
DAKOTA DAKOTA PICK UP DAKOTA PICK UP MONACO (SOHC)	EPE EPE EPO 150CID		1998 2002 2002 1988		1999 1992	GASOLINA GASOLINA GASOLINA GASOLINA	2500 2500 2500 2500	
SPRINTER TD 20V (DOHC)	EX9		2002			DIESEL	2685	163
MONACO V6 12V	181CID		1990		1992	GASOLINA	2970	170
CARAVAN BASE 12V CARAVAN C/V 12V CARAVAN ES 12V CARAVAN LE 12V CARAVAN MINI VAN V6 12V CARAVAN SE 12V DAYTONA BASE 12V DAYTONA ES 12V DAYTONA IROC 12V DAYTONA V6 12V DYNASTY FWD V6 12V DYNASTY BASE 12V DYNASTY LE 12V DYNASTY LS 12V SPIRIT BASE 12V SPIRIT ES 12V SPIRIT HIGH LINE 12V SPIRIT LE 12V SPIRIT V6 12V (SOHC)	181 Cid (6G72) 181 Cid (6G72) 181 Cid (6G72) 181 Cid (6G72) 6G72(300) 181 Cid (6G72) 181 Cid (6G72) 181 Cid (6G72) 181 Cid (6G72) 181 Cid (6G72) 6G72(300) 6G72(300) 181 Cid (6G72) 181 Cid (6G72) 181 Cid (6G72) 181 Cid (6G72) 181 Cid (6G72) 181 Cid (6G72) 181 Cid (6G72) 181 Cid (6G72) 6G72(300) 6G72(300) 181 Cid (6G72) 181 Cid (6G72) 181 Cid (6G72) 181 Cid (6G72) 181 Cid (6G72) 181 Cid (6G72) 181 Cid (6G72) 6G72(300)		1990 1989 1990 1987 1987 1987 1990 1990 1991 1988 1988 1988 1991 1990 1989 1993 1990 1991 1992 1989		1996 1995 1995 1995 1996 1996 1993 1993 1993 1995 1995 1993 1990 1993 1995 1993 1993 1992 1995	GASOLINA GASOLINA GASOLINA GASOLINA GASOLINA GASOLINA	2972 2972	143 143 143
STEALTH R/T TURBO TURBO 24V STEALTH R/T TURBO TURBO 24V STEALTH TURBO V6 24V STEALTH V6 24V (DOHC)	6G72-T 181 181		1991 1991 1991		1994 1994 1995 1995	GASOLINA GASOLINA GASOLINA	2972 2972 2972 2972	285 225
STRATUS R/T 24V STRATUS SE 24V STRATUS V6 24V (SOHC)	EF7(6G72)		2001 2001 2003		2005 2002	GASOLINA	2972 2972 2972	203
DAKOTA V8 16V DURANGO V8 16V POWER RAM V8 16V RAM V8 16V SERIES 100 V8 16V SERIES 150 V8 16V SERIES 250 V8 16V SERIES 350 V8 16V (OHV)	318 318 318 318 318 318 318 318		1992 1992 1992 1992 1992 1992 1992 1992		1996 1996 1996 1996 1996 1996 1996 1996	GASOLINA GASOLINA GASOLINA GASOLINA GASOLINA GASOLINA GASOLINA GASOLINA	5210 5210 5210 5210 5210 5210 5210 5210	215/223 215/223 215/223 215/223 215/223 215/223 215/223 215/223




				IMAGEM DA JUNTA DO CABEÇOTE
	CÓDIGO MAHLE	CÓDIGO METAL LEVE		
87,50 87,50	JC0100510/4* JM0100510/4*	J&RC-9420/4* J&RM-9420/4*		
87,50	JC0100510/4*	J&RC-9420/4*		
83,50 83,50 83,50 83,50	JAV0100520/6* JUNTA TAMPA VÁLVULA JC0100520/6* JI0100640/4* JM0100520/6* JS0100520/6*	JAV9421/6* JUNTA TAMPA VÁLVULA J&RC-9421/6* J&RI-9460/4* J&RM-9421/6* J&RS-9421/6*		
92,00	JAV1980240/4* JUNTA TAMPA VÁLVULA JC0590010/4* 1,42 JC0590010/4* 1,52 JC0590010/4* 1,62 JM0590010/4* S/ JUNTA CABEÇOTE JS0590010/4* S/ JUNTA CABEÇOTE	JAV9486/4* JUNTA TAMPA VÁLVULA J&RC-9357/4* 1,42 J&RC-9357/4* 1,52 J&RC-9357/4* 1,62 J&RM-9357/4* S/ JUNTA CABEÇOTE J&RS-9357/4* S/ JUNTA CABEÇOTE	PF0590001*	
98,40 98,40 98,40 98,40	JC0100600/4* JM0100600/4* JS0100600/4*	J&RC-9449/4* J&RM-9449/4* J&RS-9449/4*		
88,00	JC0481020/4 JM0481020/4* JS0481020/4*	J&RC-9581/4 J&RM-9581/4* J&RS-9581/4*		
93,00	JC0100530/6*	J&RC-9436/6*		
91,10 91,10 91,10 91,10 91,10 91,10 91,10 91,10 91,10 91,10 91,10 91,10 91,10 91,10 91,10 91,10 91,10 91,10 91,10 91,10	JAV0100580/6* JUNTA TAMPA VÁLVULA JC0100580/6* JM0100580/6* JS0100580/6*	JAV9444/6* JUNTA TAMPA VÁLVULA J&RC-9444/6* J&RM-9444/6* J&RS-9444/6*		
91,10 91,10 91,10 91,10	JC1950400/4*	J&RC-9458/4*		
91,10 91,10 91,10	JAV0100520/6* JUNTA TAMPA VÁLVULA JC0100640/4*	JAV9421/6* JUNTA TAMPA VÁLVULA J&RC-9460/4*		
99,30 99,30 99,30 99,30 99,30 99,30 99,30	JM0100610/6* JS0100610/6*	J&RM-9454/6* J&RS-9454/6*		



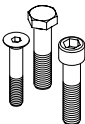
Descrição do Produto / Radical MAHLE / Radical Metal Leve: Junta do Coletor de Escape / JA / JA ;
 Junta do Coletor de Admissão / JAA / JAA; Junta do Coletor de Admissão e Escape / JAAE / JAAE;
 Junta do Câter / JAC / JAC; Junta da Tampa de Válvulas / JAV / JAV; Junta da Válvula Termostática / JAVT / JAVT;
 Junta do Cabeçote / JC / J&RC; Jogo de Juntas Inferior do Motor / JI / J&RI; Jogo de Juntas do Motor / JM / J&RM;
 Jogo de Juntas Superior do Motor / JS / J&RS; Jogo de Parafusos do Cabeçote / PF / PF;
 * Itens sob Consulta

		MÊS ANO			C.C.	POTÊNCIA (CV)
		→	←			
SUMMIT SUMMIT DL 8V SUMMIT ES 8V SUMMIT LX 8V (SOHC)	4G15 90 Cid (4G15)	1989 1989 1990 1989	1990 1990 1990 1990	GASOLINA	1468 1468 1468 1468	
SUMMIT 16V SUMMIT BASE 16V SUMMIT DL 16V SUMMIT ES 16V SUMMIT ESI 16V SUMMIT LX 16V SUMMIT WAGON 16V (SOHC)	4G93 4G93	1992 1992 1992 1993 1994 1992 1992	1995 1993 1996 1996 1995 1996 1996	GASOLINA GASOLINA	1834 1834 1834 1834 1834 1834 1834	120 120
TALON 16V TALON ESI 16V TALON ESI 16V (DOHC)	420A 122 Cid (420A)	1995 1995 1995	1995 1995	GASOLINA	1996 1997 1997	145
TALON 16V TALON BASE 16V TALON TSI 16V TALON TURBO 16V (DOHC)	4G63 4G63T	1990 1990 1990 1990	3 1992 1992 1992 3 1992	GASOLINA GASOLINA	1997 1997 1997 1997	139
TALON 16V TALON ES 16V TALON TURBO 16V (DOHC)	4G63 4G63T	4 1992 1993 4 1992	1994 1994 1994	GASOLINA GASOLINA	1997 1997 1997	145 200
TALON TURBO 16V (DOHC)	4G63T	5 1994	9 1998	GASOLINA	1997	200
MEDALLION	J7T	1988	1989	GASOLINA	2165	120
SUMMIT BASE 16V SUMMIT DL 16V SUMMIT LX 16V SUMMIT WAGON 16V (SOHC)	4G64K	1993 1993 1993 1993	1996 1996 1996 1996	GASOLINA	2351 2351 2351 2350	125
SUMMIT WAGON (SOHC)	4G64	1992	1995	GASOLINA	2351	
PREMIER (SOHC)	150CID	1988	1992	GASOLINA	2500	
PREMIER V6 (SOHC) (No: 89615->)	181CID	1988	1992	GASOLINA	2970	170

				IMAGEM DA JUNTA DO CABEÇOTE
	CÓDIGO MAHLE	CÓDIGO METAL LEVE		
75,50 75,50 75,50 75,50	JM0100590/4*	J&RM-9446/4*		
81,00 81,00 81,00 81,00 81,00 81,00 81,00	JC0100650/4* JM0100650/4* JS0100650/4*	J&RC-9461/4* J&RM-9461/4* J&RS-9461/4*	PF1950060*	
87,50 87,50 87,50	JC0100510/4*	J&RC-9420/4*	PF0100088*	
85,00 85,00 85,00 85,00	JC0100560/4* JM0100560/4*	J&RC-9440/4* J&RM-9440/4*		
85,00 85,00 85,00	JC0100560/4* JM0100570/4*	J&RC-9440/4* J&RM-9442/4*	PF1950087*	
85,00	JC0100560/4* JM1950490/4* JS0100560/4*	J&RC-9440/4* J&RM-9629/4* J&RS-9440/4*	PF1950087*	
88,00	JS0180430/4*	J&RS-9465/4*		
86,50 86,50 86,50 86,50	JC0100630/4* JM0100630/4* JS0100630/4*	J&RC-9459/4* J&RM-9459/4* J&RS-9459/4*		
86,50	JM0100620/6*	J&RM-9457/6*		
98,40	JC0100600/4* JM0100600/4* JS0100600/4*	J&RC-9449/4* J&RM-9449/4* J&RS-9449/4*		
93,00	JC0100530/6*	J&RC-9436/6*		




Descrição do Produto / Radical MAHLE / Radical Metal Leve: Junta do Coletor de Escape / JA / JA ;
 Junta do Coletor de Admissão / JAA / JAA; Junta do Coletor de Admissão e Escape / JAAE / JAAE;
 Junta do Câster / JAC / JAC; Junta da Tampa de Válvulas / JAV / JAV; Junta da Válvula Termostática / JAVT / JAVT;
 Junta do Cabeçote / JC / J&RC; Jogo de Juntas Inferior do Motor / JI / J&RI; Jogo de Juntas do Motor / JM / J&RM;
 Jogo de Juntas Superior do Motor / JS / J&RS; Jogo de Parafusos do Cabeçote / PF / PF;
 * Itens sob Consulta



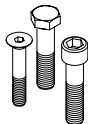
		MÊS ANO			C.C.	POTÊNCIA (CV)		
		→	←					
PANDA 4x2 PANDA 4x2 PANDA 750 FIRE PANDA 750 FIRE	156A4.000 156A4.048 156A4.000 156A4.048		1991 1991 1986 1986		1991 1991	GASOLINA GASOLINA GASOLINA GASOLINA	769 769 769 769	37 37 37 37
PANDA PANDA 4x2 PANDA 4x2 UNO UNO UNO 45 FIRE	156A3.000 156A2.000 156A2.048 146A2.166 156A2.100 156A2.000	1 1	1985 1991 1986 1989 1986 1985	12 4	1992 1991 1995 1992 1990	GASOLINA GASOLINA GASOLINA GASOLINA GASOLINA GASOLINA	999 999 999 999 999 999	30 45 45 45 45 45
PANDA PANDA PANDA PANDA 4x2 UNO	156A2.100 156A2.146 156A2.246 141C2.000 146D8.000	1 5 5	1986 1986 1986 1986 1998	4 12 12	1992 1994 1994	GASOLINA GASOLINA GASOLINA GASOLINA GASOLINA	999 999 999 999 999	45 45 45 45 45
UNO UNO	156A2.246 146A2.166		1989 1994		1994 2000	GASOLINA GASOLINA	999 999	45 48
PALIO (Brasil) PALIO FLEX (Brasil) SIENA FIRE SIENA FLEX (Brasil) UNO MILE FIRE	178D9.011 178D9.011 178D9.011 178D9.011 178D9.011	6 1	2000 2004 2002 2006 2004			GASOLINA GASOLINA GASOLINA GASOLINA GASOLINA	999 999 999 999 999	55 65 65 65/66 55/66
PALIO 16V (Brasil) (DOHC)	FIRE-1714130		2000			GASOLINA	999	70
CINQUECENTO PANDA PUNTO 55 PUNTO 55 TIPO	176B2.000 176B2.000 176A6.000 176B2.000 160A3.000	11 11	1994 1994 1993 1993 1988		1998 1999 1999 1991	GASOLINA GASOLINA GASOLINA GASOLINA GASOLINA	1108 1108 1108 1108 1108	55 55 55 55 55
TIPO UNO UNO	156C.046 146C3.000 156C.046	6	1989 1992 1989	12	1995 1993 1995	GASOLINA GASOLINA GASOLINA	1108 1108 1108	51 49 51
SEICENTO UNO	176B2.000 160A3,156C	3	1998 1989		2000 1995	GASOLINA GASOLINA	1108 1108	55 50/56
PALIO PANDA PANDA	178B9.033 156C.046 176B2.000	7 5 2	1997 1991 1995	10 3	2003 1995 1996	GASOLINA GASOLINA GASOLINA	1108 1108 1108	54 50 54
PANDA PANDA 4x2 PANDA 4x4 SEICENTO	187A1.000 187A1.000 187A1.000 187A1.000	9 9 9 5	2003 2000 2000 2000	2 2	2004 2004	GASOLINA GASOLINA GASOLINA GASOLINA	1108 1108 1108 1108	54 54 54 54
RITMO 60 RITMO 60 RITMO STRADA 60 RITMO STRADA 60 (No: 4286854>)	138B.000 138B1.000 138B.000 138B1.000	10 10 10 10	1982 1982 1982 1982	10 10 10 10	1985 1985 1985 1985	GASOLINA GASOLINA GASOLINA GASOLINA	1116 1116 1116 1116	55 60 55 60
UNO 55 (No: 4286854>)	138B.000	1	1983	8	1989	GASOLINA	1116	55
RITMO 60 RITMO STRADA 60	138C1.000 138C1.000		1985 1985		1989 1989	GASOLINA GASOLINA	1116 1116	55/60 55/60
DUNA	146A4.048	7	1991	7	1996	GASOLINA	1116	58
PUNTO 60 PUNTO SELECTA (INJEÇÃO MONOPONTO E MULTIPONTO)	176A7.000 176B1.000	11	1993 1994		1999 1999	GASOLINA GASOLINA	1242 1242	60 60
PALIO 75 PUNTO 75 SIENA (INJEÇÃO MONOPONTO E MULTIPONTO)	178B5.000 176A8.000 178B5.000	4 11 4	1996 1993 1996		2000 1999	GASOLINA GASOLINA GASOLINA	1242 1242 1242	73 75 73
PUNTO 60 CABRIO (INJEÇÃO MONOPONTO E MULTIPONTO)	176B4.000		1995		1999	GASOLINA	1242	60
PUNTO 16V (DOHC)	176B9.000		1997		1999	GASOLINA	1242	86
MAREA 16V PUNTO CABRIO 16V (DOHC)	182B2.000 176B9.000		1999 1997		1999	GASOLINA GASOLINA	1242 1242	86 86
PALIO PALIO PALIO SIENA SIENA STRADA UNO	178B7.045 178C4.066 178E2.000 178B7.045 178C4.066 178B5.000 178D5.066	7 7 6 9	1997 1997 1999 1997 2001 1999 1998	8 8 10	2002 2002 2000 2001	GASOLINA GASOLINA GASOLINA GASOLINA GASOLINA GASOLINA GASOLINA	1242 1242 1242 1242 1242 1242 1242	60 60 68 73 60 73 73
BRAVA 16V BRAVO 16V (DOHC)	182B2.000 182B2.000	12 12	1998 1998	10 10	2000 2000	GASOLINA GASOLINA	1242 1242	86 86
PUNTO 16V (DOHC)	188A5.000	9	1999			GASOLINA	1242	80

				IMAGEM DA JUNTA DO CABEÇOTE
	CÓDIGO MAHLE	CÓDIGO METAL LEVE		
65,00 65,00 65,00 65,00			PF0250006*	
70,00 70,00 70,00 70,00 70,00			PF0250006*	
70,00 70,00 70,00 70,00 70,00			PF0250006*	
70,00			PF0250006*	
70,00			PF0250006*	
70,00 70,00 70,00 70,00 70,00			PF0250006*	
70,00			PF0250018*	
70,00 70,00 70,00 70,00 70,00			PF0250006*	
70,00 70,00			PF0250006*	
70,00 70,00			PF0250006*	
70,00 70,00 70,00			PF0250006*	
70,00 70,00 70,00 70,00			PF0250006*	
80,00 80,00 80,00 80,00			PF0440011*	
80,00			PF0440011*	
80,00 80,00			PF0440011*	
80,00			PF0440011*	
70,80 70,80			PF0250006*	
70,80 70,80 70,80			PF0250006*	
70,80			PF0250006*	
70,80			PF0250018*	
70,80 70,80			PF0250018*	
70,80 70,80 70,80 70,80 70,80 70,80			PF0250006*	
70,80 70,80			PF0250018*	
70,80			PF0250018*	




Descrição do Produto / Radical MAHLE / Radical Metal Leve: Junta do Coletor de Escape / JA / JA ;
 Junta do Coletor de Admissão / JAA / JAA; Junta do Coletor de Admissão e Escape / JAAE / JAAE;
 Junta do Carter / JAC / JAC; Junta da Tampa de Válvulas / JAV / JAV; Junta da Válvula Termostática / JAVT / JAVT;
 Junta do Cabeçote / JC / J&RC; Jogo de Juntas Inferior do Motor / JI / J&RI; Jogo de Juntas do Motor / JM / J&RM;
 Jogo de Juntas Superior do Motor / JS / J&RS; Jogo de Parafusos do Cabeçote / PF / PF;



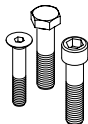



* Itens sob Consulta

		MÊS ANO					C.C.	POTÊNCIA (CV)
		→		←				
DOBLÓ PANDA PUNTO	223A5.000 188A4.000 188A4.000	3 9 9	2001 2004 1999			GASOLINA GASOLINA GASOLINA	1242 1242 1242	65 60 60
BRAVA 16V BRAVO 16V DOBLÓ EX FIRE 16V PALIO 16V PALIO FLEX 16V SIENA 16V STILO 16V (DOHC)	188A5.000 188A5.000 188A5.000 188A5.000 188A5.000 188A5.000 188A5.000	10 10 9 9 9 2	2000 2000 2001 2001 2001 2002	10 10	2001 2001	GASOLINA GASOLINA GASOLINA GASOLINA GASOLINA GASOLINA GASOLINA	1242 1242 1242 1242 1242 1242 1242	80 80 60 80 80 80 80
FIORINO FURGÃO PALIO SIENA STRADA STRADA FIRE UNO FURGÃO	188A4.000 188A4.000 188A4.000 188A4.000	2 9 4	2001 2001 2003			GASOLINA GASOLINA GASOLINA GASOLINA GASOLINA	1242 1242 1242 1242 1242	67 60 60 60 67 67
SIENA 16V (DOHC)	178D7.055		2002			GASOLINA	1242	80
PALIO 16V SIENA 16V (DOHC)	178D7.055 178D7.055		2002 2005			GASOLINA GASOLINA	1242 1242	80 80
DOBLÓ (No: <2533528)	223A5.000	5	2004			GASOLINA	1242	60
DOBLÓ (No: 2533529>)	223A5.000	5	2004			GASOLINA	1242	60
FIORINO UNO UNO FURGÃO FLEX (GASOLINA E ÁLCOOL)	178E8.011 178E8.011		2004 2004 2006			GASOLINA GASOLINA GASOLINA	1242 1242 1242	70/71
STRADA (No: <2935743)	178B7.045	5	2005			GASOLINA	1242	60/66
STRADA (No: 2935744>)	178B7.045	5	2005			GASOLINA	1242	60/66
GRANDE PUNTO 500 128	199A4.000 169A4.000 128A1.000	10 8	2005 2007 1974	 12	 1984	GASOLINA GASOLINA GASOLINA	1242 1242 1290	65 70 73
RITMO 65 RITMO 75 RITMO STRADA 65 RITMO STRADA 75 (No: <4292906)	138A1.000 138A3.000 138A1.000 138A3.000		1978 1978 1978 1978		1982 1982 1982 1982	GASOLINA GASOLINA GASOLINA GASOLINA	1301 1301 1301 1301	65 75 65 75
REGATA 70 UNO 70 (No: 4292907>)	138B2.000 138B2.000		1983 1982		1985 1985	GASOLINA GASOLINA	1301 1301	70 70
CABRIO 70 REGATA 70 RITMO STRADA 65 RITMO STRADA 70 UNO 70 (No: 4292907>)	138B2.000 138B2.000 138B2.000 138B2.000 138B2.000		1984 1983 1982 1982 1982		1985 1985 1985 1985	GASOLINA GASOLINA GASOLINA GASOLINA GASOLINA	1301 1301 1301 1301 1301	70 70 68 68 70
RITMO 70	149A7.000		1985		1988	GASOLINA	1301	68
REGATA 70 UNO 70 SX	149A7.000 149A7.000	6	1986 1985		1989 1988	GASOLINA GASOLINA	1301 1301	65 68
UNO i.e TURBO UNO i.e. TURBO	146A2.000 146A2.246	4 1	1985 1987	8 3	1989 1991	GASOLINA GASOLINA	1301 1301	105 100
FIORINO QUBO	KFV	9	2007 2008			GASOLINA GASOLINA	1360 1360	80 73
DOBLÓ FIORINO GRANDE PUNTO GRANDE PUNTO IDEA LINEA PALIO QUBO SIENA	350A1.000 199A7.000 350A1.000 350A1.000 350A1.000 350A1.000 350A1.000	10 10 10 10 10	2005 2009 2005 2005 2007 2002 2009 2002			GASOLINA GASOLINA GASOLINA GASOLINA GASOLINA GASOLINA GASOLINA GASOLINA	1368 1368 1368 1368 1368 1368 1368 1368	80 78 78 77 77 80 78 82
CINQUECENTO 500 16V IDEA 16V PANDA 16V (DOHC)	169A3.000 192B2.000 169A3.000	12	2007 2003 2003	4	2006	GASOLINA GASOLINA GASOLINA	1368 1368 1368	100 95 100
DOBLÓ 16V DOBLÓ CARGO 16V IDEA 16V PUNTO 16V STILO 16V STILO 16V (DOHC)	843A1.000 843A1.000 843A1.000 843A1.000 192B2.000 843A1.000	2 2 1 9 3 1	2010 2010 2004 2003 2005 2004			GASOLINA GASOLINA GASOLINA GASOLINA GASOLINA GASOLINA	1368 1368 1368 1368 1368 1368	95 95 95 95 95 95




				IMAGEM DA JUNTA DO CABEÇOTE
	CÓDIGO MAHLE	CÓDIGO METAL LEVE		
70,80 70,80 70,80			PF0250006*	
70,80 70,80 70,80 70,80 70,80 70,80 70,80			PF0250018*	
70,80 70,80 70,80 70,80 70,80 70,80			PF0250006*	
70,80			PF0250018*	
72,00 72,00			PF0250018*	
70,80			PF0250006*	
70,80			PF0250006*	
70,80 70,80 70,80			PF0250006*	
70,80			PF0250006*	
70,80			PF0250006*	
70,80			PF0250006*	
72,00			PF0250006*	
86,40			PF0440011*	
86,40 86,40 86,40 86,40			PF0440011*	
86,40 86,40			PF0440011*	
86,40 86,40 86,40 86,40 86,40			PF0440011*	
86,40			PF0440011*	
86,40 86,40			PF0440011*	
80,50 80,50			PF0440011*	
75,00 75,00			PF0440013*	
72,00 72,00 72,00 72,00 72,00 72,00 72,00 72,00 72,00			PF0250018*	
72,00 72,00 72,00			PF0250018*	
72,00 72,00 72,00			PF0250018*	



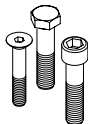










Descrição do Produto / Radical MAHLE / Radical Metal Leve: Junta do Coletor de Escape / JA / JA ;
 Junta do Coletor de Admissão / JAA / JAA; Junta do Coletor de Admissão e Escape / JAAE / JAAE;
 Junta do Câter / JAC / JAC; Junta da Tampa de Válvulas / JAV / JAV; Junta da Válvula Termostática / JAVT / JAVT;
 Junta do Cabeçote / JC / J&RC; Jogo de Juntas Inferior do Motor / JI / J&RI; Jogo de Juntas do Motor / JM / J&RM;
 Jogo de Juntas Superior do Motor / JS / J&RS; Jogo de Parafusos do Cabeçote / PF / PF;
 * Itens sob Consulta

		MÊS ANO			C.C.	POTÊNCIA (CV)		
		→	←					
IDEA 16V (DOHC)	188A5.000	1	2004		GASOLINA	1368	80	
STRADA FLEX 8V	178F3.011	4	2005		GASOLINA	1368	82	
IDEA 8V	178F3.011	4	2005		GASOLINA	1368	82	
PALIO FLEX 8V	178F3.011	4	2005		GASOLINA	1368	82	
PUNTO FLEX 8V	178F3.011	4	2005		GASOLINA	1368	82	
SIENA FLEX 8V (GASOLINA E ÁLCOOL)	178F3.011	4	2005		GASOLINA	1368	82	
GRANDE PUNTO 16V (DOHC)	199A6.000	10	2005		GASOLINA	1368	95	
BRAVO 16V	192B2.000	5	2007		GASOLINA	1368	95	
IDEA 16V (DOHC)	192B2.000		2006		GASOLINA	1368	90	
BRAVO TURBO 16V	198A1.000		2007		GASOLINA	1368	150	
BRAVO TURBO 16V	198A4.000		2007		GASOLINA	1368	120	
LINEA TURBO 16V	198A4.000		2007		GASOLINA	1368	120	
PUNTO TURBO 16V (DOHC)			2007		GASOLINA	1368	138	
GRANDE PUNTO TURBO 16V (DOHC)			2008		GASOLINA	1368	120	
PUNTO EVO TURBO 16V (DOHC)	955A2.000	10	2009		GASOLINA	1368	135	
PUNTO EVO 16V (DOHC)	955A6.000	10	2009		GASOLINA	1368	105	
FIORINO	146D5.000	5	1994	5	2001	GASOLINA	1372	67
PALIO	178B2.000	7	1997	8	2001	GASOLINA	1372	70
PALIO	178B2.016	4	1996			GASOLINA	1372	69
SIENA	178B2.000	4	1996			GASOLINA	1372	70
SIENA	178B2.016	4	1996			GASOLINA	1372	69
TEMPRA	836A4.000	3	1992	8	1996	GASOLINA	1372	70
TIPO	159A2.000	5	1989	4	1995	GASOLINA	1372	78
TIPO	160A1.000	7	1987	12	1989	GASOLINA	1372	70
TIPO	836A4.000	5	1989	4	1995	GASOLINA	1372	70
FIORINO i.e.	146C5.000	5	1994	5	2001	GASOLINA	1372	67
TEMPRA i.e.	160A1.046	3	1992	8	1996	GASOLINA	1372	70
TIPO i.e.	160A1.046		1988		1995	GASOLINA	1372	71
TIPO i.e.	160A1.048	7	1987	12	1989	GASOLINA	1372	70
UNO i.e.	146C1.000	9	1989	12	1993	GASOLINA	1372	72
UNO i.e.	146C2.028		1989			GASOLINA	1372	70
UNO i.e.	160A1.046	9	1989	12	1993	GASOLINA	1372	70
UNO i.e.	160A1.048	9	1989	10	1992	GASOLINA	1372	71
UNO MILLE i.e.	160A1.046	7	1991	7	1996	GASOLINA	1372	70
PUNTO TURBO	176A4.000	1	1994	9	1996	GASOLINA	1372	133
UNO TURBO	146A8.000	1	1989	12	1991	GASOLINA	1372	116
UNO TURBO	146A8.046	9	1989	9	1993	GASOLINA	1372	112
PALIO						GASOLINA	1372	69
SIENA						GASOLINA	1372	69
TEMPRA i.e.	159A2.000	3	1991	8	1996	GASOLINA	1372	78
PUNTO TURBO	176B6.000	9	1996	9	1999	GASOLINA	1372	131
CABRIO 85	138A		1978		1982	GASOLINA	1498	85
FIORINO B			1978		1982	GASOLINA	1498	75
RITMO STRADA 75	138A2.000	1	1978	10	1982	GASOLINA	1498	75
RITMO STRADA 85	138A4.000	1	1981	9	1982	GASOLINA	1498	85
REGATA 85	138B3.000	9	1983	4	1985	GASOLINA	1498	82
RITMO 85	138B3.000	1	1983	12	1987	GASOLINA	1498	82
ELBA (Brasil)	SEVEL	4	1986			GASOLINA	1498	
PREMIO (Brasil)	SEVEL	3	1985			GASOLINA	1498	
UNO (Brasil) (GASOLINA E ÁLCOOL)	SEVEL		1985			GASOLINA	1498	
PREMIO	138C2.048		1986			GASOLINA	1498	75
REGATA 75 i.e.	138C2.048	10	1985	5	1987	GASOLINA	1498	75
RITMO 75 i.e.	138C2.048	10	1985	5	1987	GASOLINA	1498	75
UNO 75 i.e. (INJEÇÃO MULTIPONTO) (No: <5771239)	138C2.048	10	1985	12	1993	GASOLINA	1498	75
REGATA 75 i.e.	149A5.000	5	1985	12	1987	GASOLINA	1498	79
RITMO 75 i.e.	149C1.048		1987		1989	GASOLINA	1498	75
UNO 75 i.e. (INJEÇÃO MULTIPONTO) (No: 5771240>) (No: 5750056>)	149C1.000	10	1985	12	1993	GASOLINA	1498	75




				IMAGEM DA JUNTA DO CABEÇOTE
	CÓDIGO MAHLE	CÓDIGO METAL LEVE		
72,00			PF0250018*	
72,00 72,00 72,00 72,00 72,00	JM0250340/4* JS0250340/4* JC0250340/4	J&RM-9468/4* J&RS-9468/4* J&RC-9468/4	PF0250006*	
72,00			PF0250018*	
72,00 72,00			PF0250018*	
72,00 72,00 72,00 72,00			PF0250018*	
72,00			PF0250018*	
72,00			PF0250018*	
72,00			PF0250018*	
80,50 80,50 80,50 80,50 80,50 80,50 80,50 80,50 80,50			PF0440011*	
80,50 80,50 80,50 80,50 80,50 80,50 80,50 80,50 80,50			PF0440011*	
80,50 80,50 80,50	JC0251200/4* JM0251200/4* JS0251200/4*	J&RC-9452/4* J&RM-9452/4* J&RS-9452/4*	PF0440011*	
80,50 80,50 80,50			PF0440011*	
80,50	JC0251200/4* JM0251200/4* JS0251200/4*	J&RC-9452/4* J&RM-9452/4* J&RS-9452/4*	PF0440011*	
86,40 86,40 86,40 86,40			PF0440011*	
86,40 86,40			PF0440011*	
86,40 86,40 86,40			PF0440011*	
86,40 86,40 86,40 86,40			PF0440011*	
86,40 86,40 86,40			PF0440011*	
86,40 86,40 86,40			PF0440011*	



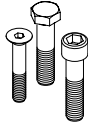












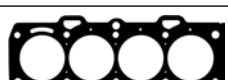

Descrição do Produto / Radical MAHLE / Radical Metal Leve: Junta do Coletor de Escape / JA / JA ;
 Junta do Coletor de Admissão / JAA / JAA; Junta do Coletor de Admissão e Escape / JAAE / JAAE;
 Junta do Câter / JAC / JAC; Junta da Tampa de Válvulas / JAV / JAV; Junta da Válvula Termostática / JAVT / JAVT;
 Junta do Cabeçote / JC / J&RC; Jogo de Juntas Inferior do Motor / JI / J&RI; Jogo de Juntas do Motor / JM / J&RM;
 Jogo de Juntas Superior do Motor / JS / J&RS; Jogo de Parafusos do Cabeçote / PF / PF;
 * Itens sob Consulta

		MÊS ANO					C.C.	POTÊNCIA (CV)
		→			←			
FIORINO i.e. REGATA 75 i.e. RITMO 75 i.e. UNO i.e. (INJEÇÃO MONOPONTO)	149C1.000 138C3.048 483C3.149 138	1	1988	12	1992	GASOLINA	1498	76
		12	1987	12	1988	GASOLINA	1498	75
			1986		1990	GASOLINA	1498	75
			1986		1990	GASOLINA	1498	75
ELBA (Brasil) PICK-UP (Brasil) PREMIO (Brasil) UNO (Brasil) (GASOLINA E ÁLCOOL)	SEVEL SEVEL SEVEL SEVEL	4	1989	12	1993	GASOLINA	1581	84/88
			1985			GASOLINA	1581	84/88
		3	1985			GASOLINA	1581	84/88
			1985			GASOLINA	1581	84/88
PUNTO TEMPRA TEMPRA (Cuba) TIPO	176A9.000 159B9.000 159A3.038 160A2.000	1	1994	4	1997	GASOLINA	1581	90
		6	1994	8	1996	GASOLINA	1581	90
			1993		1996	GASOLINA	1581	
		1	1988	10	1991	GASOLINA	1581	82
TEMPRA TEMPRA TEMPRA TIPO TIPO TIPO	159A3.000 159A3.046 159A3.048 159A3.000 159A3.046 159A3.048	3	1990	4	1993	GASOLINA	1581	86
		6	1990	7	1992	GASOLINA	1581	78
		7	1993	7	1996	GASOLINA	1581	76
		5	1989	10	1992	GASOLINA	1581	86
		7	1990	1	1993	GASOLINA	1581	78
		10	1992	4	1995	GASOLINA	1581	76
TEMPRA i.e. TIPO i.e. TIPO i.e.	835C1.000 160E2.011 835C1.000	6	1992	8	1996	GASOLINA	1581	76
			1993		1995	GASOLINA	1581	76
		10	1992	4	1995	GASOLINA	1581	76
FIORINO FIORINO	146C6.000 146D6.000	1	1994	5	2001	GASOLINA	1581	75
		1	1994	5	2001	GASOLINA	1581	75
PALIO i.e. SIENA i.e. STRADA TREKKING UNO MPI			1998			GASOLINA	1581	76
			1998			GASOLINA	1581	76
			1998			GASOLINA	1581	76
			1993			GASOLINA	1581	76
SCUDO 16V (DOHC)	220A2.000	10	1995		2001	GASOLINA	1581	103
PALIO	178B3.000	4	1996		1997	GASOLINA	1581	82/92
BRAVA 16V BRAVO 16V MAREA 16V MULTIPLA 16V PALIO 16V (DOHC) (No: <9508753)	182A4.027 178A8.011 185A3.000 186A4.000 178B3.000	9	1995	4	1998	GASOLINA	1581	103
			1998			GASOLINA	1581	103
			1996		1998	GASOLINA	1581	103
			1998		1998	GASOLINA	1581	103
			1996		1998	GASOLINA	1581	103
BRAVA 16V BRAVO 16V (DOHC) (No: <9508753)	182A4.000 182A4.000	2	1996	10	2001	GASOLINA	1581	103
		3	1996	10	2001	GASOLINA	1581	103
BRAVA 16V BRAVO 16V (DOHC) (No: <9508753)	182A4.000 182A4.000	2	1996	10	2001	GASOLINA	1581	103
		3	1996	10	2001	GASOLINA	1581	103
BRAVA 16V BRAVO 16V (DOHC) (No: <9508753)	182A4.000 182A4.000	2	1996	10	2001	GASOLINA	1581	103
		3	1996	10	2001	GASOLINA	1581	103
MAREA 16V (DOHC) (No: <9508753)	182A4.000	9	1996		1998	GASOLINA	1581	103
MAREA 16V (DOHC) (No: <9508753)	182A4.000	9	1996		1998	GASOLINA	1581	103
MAREA 16V PALIO 16V SIENA 16V SIENA 16V (DOHC) (No: 9508754>)	182A4.000 178D2.011 178B3.000 178D2.011	9	1996	10	2000	GASOLINA	1581	103
		7	1997	10	2000	GASOLINA	1581	103
		9	1998			GASOLINA	1581	106
		7	1997	10	2000	GASOLINA	1581	103
SIENA 16V (DOHC)	178B3.000		1997	10	1999	GASOLINA	1581	101
PALIO 16V (DOHC)	178C7.098		1997		2001	GASOLINA	1581	103




				IMAGEM DA JUNTA DO CABEÇOTE
	CÓDIGO MAHLE	CÓDIGO METAL LEVE		
86,40 86,40 86,40 86,40			PF0440011*	
86,40 86,40 86,40 86,40			PF0440011*	
86,40 86,40 86,40 86,40			PF0440011*	
86,40 86,40 86,40 86,40 86,40			PF0440011*	
86,40 86,40 86,40			PF0440011*	
86,40 86,40			PF0440011*	
86,40 86,40 86,40 86,40			PF0440011*	
86,40	JC0250900/4*	J&RC-9479/4*	PF0250071*	
86,40			PF0440011*	
86,40 86,40 86,40 86,40 86,40	JC0250900/4*	J&RC-9479/4*	PF0250071*	
86,40 86,40	JC0250900/4*	J&RC-9479/4*	PF0250071*	
86,40 86,40	JC0250900/4*	J&RC-9479/4*	PF0250071*	
86,40 86,40	JC0250900/4*	J&RC-9479/4*	PF0250071*	
86,40	JC0250900/4*	J&RC-9479/4*	PF0250071*	
86,40	JC0250900/4*	J&RC-9479/4*	PF0250071*	
86,40 86,40 86,40 86,40	JC0250900/4* JM0250900/4*	J&RC-9479/4* J&RM-9479/4*	PF0250071*	
86,40	JC0250900/4*	J&RC-9479/4*	PF0250071*	
86,40	JC0250900/4*	J&RC-9479/4*	PF0250071*	



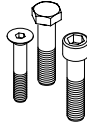







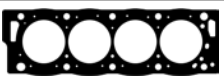
Descrição do Produto / Radical MAHLE / Radical Metal Leve: Junta do Coletor de Escape / JA / JA ;
 Junta do Coletor de Admissão / JAA / JAA; Junta do Coletor de Admissão e Escape / JAAE / JAAE;
 Junta do Carter / JAC / JAC; Junta da Tampa de Válvulas / JAV / JAV; Junta da Válvula Termostática / JAVT / JAVT;
 Junta do Cabeçote / JC / J&RC; Jogo de Juntas Inferior do Motor / JI / J&RI; Jogo de Juntas do Motor / JM / J&RM;
 Jogo de Juntas Superior do Motor / JS / J&RS; Jogo de Parafusos do Cabeçote / PF / PF;
 * Itens sob Consulta

		MÊS ANO			c.c.	POTÊNCIA (CV)		
		→	←					
MULTIPLA 16V MULTIPLA 16V (DOHC) (No: <9508753)	182A4.000 186A3.000		1998 1998		1998 1998	GASOLINA GASOLINA	1581 1581	103 103
MAREA 16V (DOHC) (No: 9508754>)	185A3.000	3	1999	8	2000	GASOLINA	1581	92
MAREA 16V MULTIPLA 16V (DOHC) (No: 9508754>)	182B5.098 186A4.000	9 4	2000 1999	8	2002	GASOLINA GASOLINA	1581 1581	103 103
MULTIPLA 16V MULTIPLA 16V (DOHC) (No: 9508754>)	182A4.000 186A3.000	4 4	1999 1999			GASOLINA GASOLINA	1581 1581	103 103
BRAVA 16V BRAVO 16V (DOHC) (No: 9508754>)	182A6.000 182A6.000	5 5	1999 1999			GASOLINA GASOLINA	1581 1581	90 90
STRADA 16V (DOHC)	178D2.011	11	2005			GASOLINA	1581	101
BRAVA 16V BRAVO 16V MAREA 16V MULTIPLA 16V PALIO 16V PALIO 16V SIENA 16V STILO 16V (DOHC) (No: <505168)	182B6.000 182B6.000 182B6.000 182B6.000 178E7.000 182B6.000 182B6.000 182B6.000	9 9 9 9 7 11 10	2000 2000 2000 2000 2001 2000 2000	2 2 8 2	2002 2002 2002 2001	GASOLINA GASOLINA GASOLINA GASOLINA GASOLINA GASOLINA GASOLINA	1596 1596 1596 1596 1596 1596 1596	103 103 103 103 103 103 103
MAREA 16V MULTIPLA 16V PALIO 16V PALIO ADVENTURE 16V SIENA 16V (DOHC) (No : 505169>)	182B6.000 182B6.000 178E7.000 178E7.000 182B6.000	9 9 11	2000 2000 2001 2000	6 2	2002 2001	GASOLINA GASOLINA GASOLINA GASOLINA	1596 1596 1596 1596	103 103 103 103
DOBLÓ 16V (DOHC)	182B6.000	10	2001			GASOLINA	1596	103
SPIDER 16V (DOHC)	182A1.000		1995		1998	GASOLINA	1747	130
BARCETTA 16V COUPE 16V (DOHC)	183A1.000 183A1.000	3 5	1995 1996		1998 1998	GASOLINA GASOLINA	1747 1747	130 130
BARCETTA 16V (DOHC)	188A6.000	4	1995			GASOLINA	1747	130
BRAVA 16V BRAVO 16V MAREA 16V (DOHC)	182A2.000 182A2.000 182A2.000	9 9 9	1995 1995 1996		1998 1998 1998	GASOLINA GASOLINA GASOLINA	1747 1747 1747	113 113 113
BRAVA 16V BRAVO 16V (DOHC)	182A2.000 182A2.000	10 10	1995 1995	10 10	2001 2001	GASOLINA GASOLINA	1747 1747	113 113
BARCETTA 16V COUPE 16V PUNTO HGT 16V (DOHC)	183A1.000 183A1.000 183A1.000	3 9	1999 1996 1999	8	2000	GASOLINA GASOLINA GASOLINA	1747 1747 1747	130 130 130
MAREA 16V (DOHC)	182A2.000	9	1996			GASOLINA	1747	113
PUNTO 16V STILO 16V (DOHC)	188A6.000 192A4.000	10	1999 2001			GASOLINA GASOLINA	1747 1747	130 130




				IMAGEM DA JUNTA DO CABEÇOTE
	CÓDIGO MAHLE	CÓDIGO METAL LEVE		
86,40 86,40	JC0250900/4*	J&RC-9479/4*	PF0250071*	
86,40	JC0250900/4* JM0250900/4*	J&RC-9479/4* J&RM-9479/4*	PF0250071*	
86,40 86,40	JC0250900/4* JM0250900/4*	J&RC-9479/4* J&RM-9479/4*	PF0250071*	
86,40 86,40	JC0250900/4* JM0250900/4*	J&RC-9479/4* J&RM-9479/4*	PF0250071*	
86,40 86,40	JC0250900/4* JM0250900/4*	J&RC-9479/4* J&RM-9479/4*	PF0250071*	
86,40	JC0250900/4*	J&RC-9479/4*	PF0250071*	
80,00 80,00 80,00 80,00 80,00 80,00 80,00 80,00			PF0250071*	
80,00 80,00 80,00 80,00 80,00	JC0251300/4 JM0251300/4 JS0251300/4	J&RC-9456/4 J&RM-9456/4 J&RS-9456/4	PF0250071*	
80,00	JC0251300/4 JM0251300/4 JS0251300/4	J&RC-9456/4 J&RM-9456/4 J&RS-9456/4	PF0250071*	
82,00	JAV0251700/4 JUNTA TAMPA VÁLVULA JC1980270/4* JS0251700/4	JAV1700/4 JUNTA TAMPA VÁLVULA J&RC-9426/4* J&RS-1700/4	PF1980072*	
82,00 82,00	JAV0251700/4 JUNTA TAMPA VÁLVULA JC1980270/4* JS0251700/4	JAV1700/4 JUNTA TAMPA VÁLVULA J&RC-9426/4* J&RS-1700/4	PF1980072*	
82,00	JAV0251700/4 JUNTA TAMPA VÁLVULA	JAV1700/4 JUNTA TAMPA VÁLVULA	PF1980072*	
82,00 82,00 82,00	JAV0251700/4 JUNTA TAMPA VÁLVULA JC1980270/4* JS0251700/4	JAV1700/4 JUNTA TAMPA VÁLVULA J&RC-9426/4* J&RS-1700/4	PF1980072*	
82,00 82,00	JAV0251700/4 JUNTA TAMPA VÁLVULA JC1980270/4* JM0252100/4 JS0251700/4	JAV1700/4 JUNTA TAMPA VÁLVULA J&RC-9426/4* J&RM-9534/4 J&RS-1700/4	PF1980072*	
82,00 82,00 82,00	JAV0251700/4 JUNTA TAMPA VÁLVULA JC1980270/4* JM0252100/4 JS0251700/4	JAV1700/4 JUNTA TAMPA VÁLVULA J&RC-9426/4* J&RM-9534/4 J&RS-1700/4	PF1980072*	
82,00	JAV0251700/4 JUNTA TAMPA VÁLVULA JC1980270/4* JM0252100/4 JS0251700/4	JAV1700/4 JUNTA TAMPA VÁLVULA J&RC-9426/4* J&RM-9534/4 J&RS-1700/4	PF1980072*	
82,00 82,00	JAV0251700/4 JUNTA TAMPA VÁLVULA	JAV1700/4 JUNTA TAMPA VÁLVULA	PF1980072*	



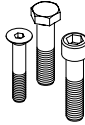











Descrição do Produto / Radical MAHLE / Radical Metal Leve: Junta do Coletor de Escape / JA / JA ;
 Junta do Coletor de Admissão / JAA / JAA; Junta do Coletor de Admissão e Escape / JAAE / JAAE;
 Junta do Carter / JAC / JAC; Junta da Tampa de Válvulas / JAV / JAV; Junta da Válvula Termostática / JAVT / JAVT;
 Junta do Cabeçote / JC / J&RC; Jogo de Juntas Inferior do Motor / JI / J&RI; Jogo de Juntas do Motor / JM / J&RM;
 Jogo de Juntas Superior do Motor / JS / J&RS; Jogo de Parafusos do Cabeçote / PF / PF;
 * Itens sob Consulta

		MÊS ANO					C.C.	POTÊNCIA (CV)
		→			←			
STILO 16V (Brasil) (DOHC)	192.41X.0		2002			GASOLINA	1747	133
TIPO i.e. 16V (DOHC)	160A5.000	11	1989	6	1992	GASOLINA	1756	138
ULYSSE	LFW(XU7J)	5	1997	8	2002	GASOLINA	1761	99
DUCATO DUCATO	169B 280/A14		1986 1981		1993	GASOLINA GASOLINA	1796 1796	67
DOBLÓ ELX PALIO (Brasil) PALIO FLEX STILO (Brasil) STRADA	OHC OHC-171190 OHC OHC OHC		2003			GASOLINA GASOLINA GASOLINA GASOLINA GASOLINA	1796 1796 1796 1796 1796	103 103 103 103 106
IDEA 8V (Brasil) IDEA ADVENTURE 8V (Brasil) PALIO ADVENTURE 8V (Brasil) SIENA FLEX 8V (Brasil) STRADA ADVENTURE 8V (Brasil)	17241C.1 17241C.1	8 8 8	2007 2008 2008 2004 2008			GASOLINA GASOLINA GASOLINA GASOLINA GASOLINA	1796 1796 1796 1796 1796	112/114 110 110 106/110 110
CROMA 16V (DOHC)	939A4.000	12	2005			GASOLINA	1796	140
DUCATO TD SCUDO TD ULYSSE TD ULYSSE TD	D8B/DHX D8B/DHX DHX XUD9TE(D8B)	11 2	1994 1995 1995 1995	8	2001 2002 2000	DIESEL DIESEL DIESEL DIESEL	1905 1905 1905 1905	92 92 90 92
DUCATO DUCATO SCUDO	D9B DJY D9B	11	1994 1994 1995		2001 2001	DIESEL DIESEL DIESEL	1905 1905 1905	69 68 69
DUCATO DUCATO	170C 280.B25,170B		1990 1981		1994	GASOLINA GASOLINA	1971 1971	85 75
DUCATO TALENTO	170D 170B	3 7	1989 1985	8 8	1990 1990	GASOLINA GASOLINA	1971 1971	85 75
TIPO i.e. 16V (DOHC)	160A8.046	7	1991	4	1995	GASOLINA	1995	145
CROMA i.e. 16V (DOHC)	154E1.027		1991		1996	GASOLINA	1995	
TEMPRA 16V (Brasil) (DOHC) (GASOLINA E ÁLCOOL)			1992			GASOLINA	1995	126
COUPE i.e. TURBO 16V CROMA i.e. 16V (DOHC)	175A1.000 154E1.000	11 8	1993 1992	8 8	1996 1996	GASOLINA GASOLINA	1995 1995	195 140
COUPE i.e. 16V COUPE i.e. 16V TIPO 16V TIPO 16V (Brasil) (DOHC)	836A3.000 836A3.011 836A3.000 836A3.011	11 3	1993 1993 1993 1993	8 4	1996 1996 1995 1995	GASOLINA GASOLINA GASOLINA GASOLINA	1995 1995 1995 1995	139 142 139 142
SCUDO 16V ULYSSE 16V (DOHC)	RFN RFN(EW10J4)		1995 2000			GASOLINA GASOLINA	1997 1997	136 136
DUCATO JTD SCUDO JTD SCUDO JTD ULYSSE JTD (No: <8331)	RHV RHX RHZ RHZ	12 12 10	1994 1999 2002 1999	8	2001 2002	DIESEL DIESEL DIESEL DIESEL	1997 1997 1997 1997	110 110 110 110
DUCATO JTD SCUDO JTD SCUDO JTD ULYSSE JTD (No: 8332>)	RHV RHX RHZ RHZ	12 12 10	1994 1999 2002 1999	8	2001 2002	DIESEL DIESEL DIESEL DIESEL	1997 1997 1997 1997	110 110 110 110
DUCATO TALENTO ULYSSE	RFW RFW RFU(XU10J2)	11 11 6	1994 1994 1994	11 11 8	2001 2001 2002	GASOLINA GASOLINA GASOLINA	1998 1998 1998	109 109 121




				IMAGEM DA JUNTA DO CABEÇOTE
	CÓDIGO MAHLE	CÓDIGO METAL LEVE		
82,00	JM0140690/4 JS0140690/4*	J&RM-9282/4 J&RS-9282/4*	PF0140070*	
84,00			PF0250046*	
83,00	JC0440320/4* JC0440320/4* 1,50	J&RC-9470/4* J&RC-9470/4* 1,50	PF0440008*	
84,00 84,00			PF0440008*	
80,50 80,50 80,50 80,50 80,50	JC0140925/4* JM0140925/4*	J&RC-9266/4* J&RM-9266/4*		
80,50 80,50 80,50 80,50 80,50	JC0140925/4*	J&RC-9266/4*		
80,50			PF0140070*	
83,00 83,00 83,00 83,00	JS0440200/4* S/ JUNTA CABEÇOTE	J&RS-2377/4* S/ JUNTA CABEÇOTE		
83,00 83,00 83,00	JS0440200/4* S/ JUNTA CABEÇOTE	J&RS-2377/4* S/ JUNTA CABEÇOTE	PF0440012*	
88,00 88,00			PF0440008*	
88,00 88,00			PF0440008*	
84,00			PF0250046*	
84,00			PF0250046*	
84,00			PF0250046*	
84,00 84,00			PF0250046*	
84,00 84,00 84,00 84,00			PF0250046*	
85,00 85,00	JAV0660000/4 JUNTA TAMPA VÁLVULA (ADMISSÃO) JAV0660000/4 JUNTA TAMPA VÁLVULA (ESCAPE) JC0660000/4	JAV9359/4 JUNTA TAMPA VÁLVULA (ADMISSÃO) JAV9359/4 JUNTA TAMPA VÁLVULA (ESCAPE) J&RC-9359/4	PF0660107*	
85,00 85,00 85,00 85,00	JC0440360/4* 1,30 JC0440360/4* 1,35 JC0440360/4* 1,40 JC0440360/4* 1,50 JM0440360/4* S/ JUNTA CABEÇOTE JS0440360/4* S/ JUNTA CABEÇOTE	J&RC-9453/4* 1,30 J&RC-9453/4* 1,35 J&RC-9453/4* 1,40 J&RC-9453/4* 1,50 J&RM-9453/4* S/ JUNTA CABEÇOTE J&RS-9453/4* S/ JUNTA CABEÇOTE		
85,00 85,00 85,00 85,00	JC0440360/4* 1,30 JC0440360/4* 1,35 JC0440360/4* 1,40 JC0440360/4* 1,50 JM0440710/4* S/ JUNTA CABEÇOTE JS0440710/4* S/ JUNTA CABEÇOTE	J&RC-9453/4* 1,30 J&RC-9453/4* 1,35 J&RC-9453/4* 1,40 J&RC-9453/4* 1,50 J&RM-9464/4* S/ JUNTA CABEÇOTE J&RS-9464/4* S/ JUNTA CABEÇOTE		
86,00 86,00 86,00	JC0440040/4 JS0440740/4*	J&RC-9467/4 J&RS-9478/4*	PF0440012*	



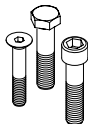












Descrição do Produto / Radical MAHLE / Radical Metal Leve: Junta do Coletor de Escape / JA / JA ;
 Junta do Coletor de Admissão / JAA / JAA; Junta do Coletor de Admissão e Escape / JAAE / JAAE;
 Junta do Carter / JAC / JAC; Junta da Tampa de Válvulas / JAV / JAV; Junta da Válvula Termostática / JAVT / JAVT;
 Junta do Cabeçote / JC / J&RC; Jogo de Juntas Inferior do Motor / JI / J&RI; Jogo de Juntas do Motor / JM / J&RM;
 Jogo de Juntas Superior do Motor / JS / J&RS; Jogo de Parafusos do Cabeçote / PF / PF;
 * Itens sob Consulta

		MÊS ANO					C.C.	POTÊNCIA (CV)
		→		←				
ULYSSE TURBO ULYSSE TURBO ULYSSE TURBO	RGX(XU10J2TE) RGX(XU10J2TE) RGX(XU10J2TE)	6 6 6	1994 1994 1994	8 8 8	2002 2002 2002	GASOLINA GASOLINA GASOLINA	1998 1998 1998	147 147 147
DUCATO DUCATO	R5B RFL		1994 2002			GASOLINA GASOLINA	1998 1998	110 110
BRAVO 20V COUPE 20V MAREA 20V MAREA 20V (Brasil) (DOHC)	182A1.000 182A1.000 182A1.000 182A1.011	10 8 9 9	1995 1996 1996 1998	7 4 4	1998 1998 1999	GASOLINA GASOLINA GASOLINA GASOLINA	1998 1998 1998 1998	147 147 147 142
COUPE TURBO 20V MAREA TURBO 20V (DOHC)	175A3.000	8	1996	8	2000	GASOLINA GASOLINA	1998 1998	220 182
COUPE 20V MAREA 20V (DOHC)	182B3.000 182B7.000	4 4	1998 1999	8 1	2000 2001	GASOLINA GASOLINA	1998 1998	155 155
BRAVO 20V (DOHC)	182B7.000	7	1998	10	2001	GASOLINA	1998	155
ULYSSE 16V (DOHC) (No: <7965)	RFV			9	1998	GASOLINA	1998	132
ULYSSE 16V (DOHC) (No: 7966>)	RFV	9	1998	7	2000	GASOLINA	1998	132
MAREA 20V (DOHC)	185A8.000	1	2001			GASOLINA	1998	150
131 132 ARGENTA MARENGO (INJEÇÃO INDIRETA)	8144.61 8144.61 8144.61 8144.61	6 7 6	1978 1978 1981 1981	2 7 11 8	1984 1982 1985 1985	DIESEL DIESEL DIESEL DIESEL	2445 2445 2445 2445	72 72 72 72
CAMPAGNOLA DUCATO MARATEA (INJEÇÃO INDIRETA) (No: <574798)	8142.61 8144.61 8144.61		1979 1981 1981	8 8 8	1985 1985 1985	DIESEL DIESEL DIESEL	2445 2445 2445	72 72 72
CAMPAGNOLA DUCATO MARATEA MARENGO (INJEÇÃO INDIRETA) (No: 574799>)	8142.61 8144.61 8144.61 8144.61	9 9 9 9	1985 1985 1985 1985		1989	DIESEL DIESEL DIESEL DIESEL	2445 2445 2445 2445	72 72 72 72
DUCATO TD (INJEÇÃO DIRETA) (No: <10153)	8144.21				1985	DIESEL	2445	92
DUCATO TD (INJEÇÃO DIRETA)	8144.21		1985		1988	DIESEL	2445	92
CROMA D CROMA TD (No: <1498734)	8144.67 8144.91		1986 1985		1989 1989	DIESEL DIESEL	2445 2445	75 101
CROMA TD (No: 1498735>)	8144.91		1989		1993	DIESEL	2445	101
DUCATO TD (INJEÇÃO DIRETA)	8144.21		1989	9	1990	DIESEL	2445	92
DUCATO TD DUCATO TD (INJEÇÃO DIRETA)	8140.21 8140.27	10 10	1990 1990	2 2	1994 1994	DIESEL DIESEL	2445 2499	95 103
MAREA 20V (Brasil) (DOHC)			2001			GASOLINA	2445	160
STILO 20V (DOHC)	192A2.000	10	2001			GASOLINA	2446	170
DUCATO TD (4x4) (DISTRIBUIÇÃO POR CORRENTE) (INJEÇÃO DIRETA)	8140.27		1989	8	1990	DIESEL	2499	103




				IMAGEM DA JUNTA DO CABEÇOTE
	CÓDIGO MAHLE	CÓDIGO METAL LEVE		
86,00 86,00 86,00	JC0440040/4 JM0440730/4*	J&RC-9467/4 J&RM-9499/4*	PF0440012*	
86,00 86,00	JC0440040/4 JS0440740/4*	J&RC-9467/4 J&RS-9478/4*	PF0440012*	
82,00 82,00 82,00 82,00	JAV0251800/5* JUNTA TAMPA VÁLVULA JC0251600/5 JM0251600/5 JS0251600/5	JAV9524/5* JUNTA TAMPA VÁLVULA J&RC-9493/5 J&RM-9493/5 J&RS-9493/5	PF0250073*	
82,00 82,00	JAV0251800/5* JUNTA TAMPA VÁLVULA JC0251800/5* JM0251800/5*	JAV9524/5* JUNTA TAMPA VÁLVULA J&RC-9524/5* J&RM-9524/5*	PF0250073*	
82,00 82,00	JAV0251600/5 JUNTA TAMPA VÁLVULA JC0251600/5 JM0251900/5* JS0251900/5*	JAV9493/5 JUNTA TAMPA VÁLVULA J&RC-9493/5 J&RM-9527/5* J&RS-9527/5*	PF0250073*	
82,00	JAV0251600/5 JUNTA TAMPA VÁLVULA JC0251600/5 JM0251900/5* JS0251900/5*	JAV9493/5 JUNTA TAMPA VÁLVULA J&RC-9493/5 J&RM-9527/5* J&RS-9527/5*	PF0250073*	
86,00	JC0440040/4	J&RC-9467/4	PF0440047*	
86,00	JC0440040/4	J&RC-9467/4	PF0440047*	
82,00	JAV0251600/5 JUNTA TAMPA VÁLVULA JC0252200/5*	JAV9493/5 JUNTA TAMPA VÁLVULA J&RC-9535/5*	PF0250073*	
93,00 93,00 93,00 93,00	JAA0010050/4 JUNTA ADMISSÃO	JAA9183/4 JUNTA ADMISSÃO	PF0010017*	
93,00 93,00 93,00	JAA0010050/4 JUNTA ADMISSÃO	JAA9183/4 JUNTA ADMISSÃO	PF0010017*	
93,00 93,00 93,00 93,00	JAA0010050/4 JUNTA ADMISSÃO	JAA9183/4 JUNTA ADMISSÃO	PF0010017*	
93,00	JA0010090/4 JUNTADO COLETOR ESCAPE JAA0010050/4 JUNTA ADMISSÃO	JA9360/4 JUNTADO COLETOR ESCAPE JAA9183/4 JUNTA ADMISSÃO	PF0010017*	
93,00	JA0010090/4 JUNTADO COLETOR ESCAPE JAA0010050/4 JUNTA ADMISSÃO	JA9360/4 JUNTADO COLETOR ESCAPE JAA9183/4 JUNTA ADMISSÃO	PF0010017*	
93,00 93,00	JAA0010050/4 JUNTA ADMISSÃO	JAA9183/4 JUNTA ADMISSÃO	PF0010017*	
93,00	JA0010090/4 JUNTADO COLETOR ESCAPE JAA0010050/4 JUNTA ADMISSÃO	JA9360/4 JUNTADO COLETOR ESCAPE JAA9183/4 JUNTA ADMISSÃO	PF0010017*	
93,00	JA0010090/4 JUNTADO COLETOR ESCAPE JAA0010050/4 JUNTA ADMISSÃO	JA9360/4 JUNTADO COLETOR ESCAPE JAA9183/4 JUNTA ADMISSÃO	PF0010017*	
93,00 93,00	JA0010090/4 JUNTADO COLETOR ESCAPE JAA0010050/4 JUNTA ADMISSÃO	JA9360/4 JUNTADO COLETOR ESCAPE JAA9183/4 JUNTA ADMISSÃO	PF0010017*	
83,00	JAV0251600/5 JUNTA TAMPA VÁLVULA JC0251500/5* JM0251500/5* JS0252000/5*	JAV9493/5 JUNTA TAMPA VÁLVULA J&RC-9463/5* J&RM-9463/5* J&RS-9533/5*	PF0250073*	
83,00	JAV0251600/5 JUNTA TAMPA VÁLVULA JC0252200/5*	JAV9493/5 JUNTA TAMPA VÁLVULA J&RC-9535/5*	PF0250073*	
93,00	JA0010090/4 JUNTADO COLETOR ESCAPE JAA0010050/4 JUNTA ADMISSÃO	JA9360/4 JUNTADO COLETOR ESCAPE JAA9183/4 JUNTA ADMISSÃO	PF0010017*	



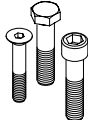

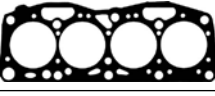






Descrição do Produto / Radical MAHLE / Radical Metal Leve: Junta do Coletor de Escape / JA / JA ;
 Junta do Coletor de Admissão / JAA / JAA; Junta do Coletor de Admissão e Escape / JAAE / JAAE;
 Junta do Carter / JAC / JAC; Junta da Tampa de Válvulas / JAV / JAV; Junta da Válvula Termostática / JAVT / JAVT;
 Junta do Cabeçote / JC / J&RC; Jogo de Juntas Inferior do Motor / JI / J&RI; Jogo de Juntas do Motor / JM / J&RM;
 Jogo de Juntas Superior do Motor / JS / J&RS; Jogo de Parafusos do Cabeçote / PF / PF;
 * Itens sob Consulta

		MÊS ANO				C.C.	POTÊNCIA (CV)	
		→		←				
DUCATO (INJEÇÃO INDIRETA)	8144.67.220		1989	9	1990	DIESEL	2499	75
DUCATO (INJEÇÃO INDIRETA) (No: 1051189>)	8144.67	6	1990	5	1994	DIESEL	2499	75
DUCATO (INJEÇÃO INDIRETA)	8144.67.220	10	1990	2	1994	DIESEL	2499	75
DUCATO TD (4x4) (DISTRIBUIÇÃO POR CORRENTE) (INJEÇÃO DIRETA)	8140.27	9	1990		1994	DIESEL	2499	103
CROMA TD	8144.97Y	5	1989	8	1996	DIESEL	2499	118
CROMA TD	8144.97	5	1989	8	1996	DIESEL	2499	115
CROMA TD	8144.97S	12	1991	8	1996	DIESEL	2499	105
DUCATO (INJEÇÃO INDIRETA)	8140.67.X230	3	1994			DIESEL	2499	85
DUCATO TDS DUCATO TDSE (INJEÇÃO DIRETA)	8140.47.X230 8140.47R	3	1994 1996		1996	DIESEL DIESEL	2499 2499	116 110
DUCATO JTD DUCATO JTD	8140.43S		1994 2005		2001	DIESEL DIESEL	2799 2799	125 127
DUCATO 14 DUCATO 18 MAXI (INJEÇÃO INDIRETA)	8140.63 8140.63	5 5	1998 1996	11	2001 2002	DIESEL DIESEL	2799 2799	87 89
DUCATO 14 TDS DUCATO MAXI 18 TDS (INJEÇÃO DIRETA)	8140.43 8140.43	5 5	1998 1998	9 9	2001 2001	DIESEL DIESEL	2799 2799	122 122
FIAT 147 SPAZIO PANORAMA	1.05/1.3 1.05/1.3 1.05/1.3		1976 1976 1976		1989 1989 1989	ÁLC./GAS. ÁLC./GAS. ÁLC./GAS.		
PALIO SIENA FIORINO UNO	FIRE 1.0/1.3 8V FIRE 1.0/1.3 8V FIRE 1.0/1.3 8V FIRE 1.0/1.3 8V		1999 1999 1999 1999					
PALIO DOBLÔ WEEKEND	FIRE 1.0/1.3 16V FIRE 1.0/1.3 16V FIRE 1.0/1.3 16V		1999 1999 1999		2003 2003 2003			
PALIO UNO	FIRE 1.4 8V EVO							
PALIO FIORINO WEEKEND SIENA STRADA	FIASA 1.0/1.5 MPI FIASA 1.0/1.5 MPI FIASA 1.0/1.5 MPI FIASA 1.0/1.5 MPI FIASA 1.0/1.5 MPI		1996 1996 1996 1996 1996		1999 1999 1999 1999 1999			




				IMAGEM DA JUNTA DO CABEÇOTE
	CÓDIGO MAHLE	CÓDIGO METAL LEVE		
93,00	JAA0010050/4 JUNTA ADMISSÃO JC0010090/4* 1,80	JAA9183/4 JUNTA ADMISSÃO J&RC-9360/4* 1,80	PF0010017*	
93,00	JAA0010050/4 JUNTA ADMISSÃO JC0010090/4* 1,80	JAA9183/4 JUNTA ADMISSÃO J&RC-9360/4* 1,80	PF0010017*	
93,00	JAA0010050/4 JUNTA ADMISSÃO JC0010090/4* 1,80	JAA9183/4 JUNTA ADMISSÃO J&RC-9360/4* 1,80	PF0010017*	
93,00	JA0010090/4 JUNTADO COLETOR ESCAPE JAA0010050/4 JUNTA ADMISSÃO	JA9360/4 JUNTADO COLETOR ESCAPE JAA9183/4 JUNTA ADMISSÃO	PF0010017*	
93,00	JAA0010050/4 JUNTA ADMISSÃO	JAA9183/4 JUNTA ADMISSÃO	PF0010017*	
93,00	JA0010090/4 JUNTADO COLETOR ESCAPE JAA0010050/4 JUNTA ADMISSÃO	JA9360/4 JUNTADO COLETOR ESCAPE JAA9183/4 JUNTA ADMISSÃO	PF0010017*	
93,00	JA0010090/4 JUNTADO COLETOR ESCAPE JAA0010050/4 JUNTA ADMISSÃO JAC0010050/4* JUNTA TAMPA DO CÂRTER JC0010090/4* 1,60 JC0010090/4* 1,70 JC0010090/4* 1,80	JA9360/4 JUNTADO COLETOR ESCAPE JAA9183/4 JUNTA ADMISSÃO JAC9183/4* JUNTA TAMPA DO CÂRTER J&RC-9360/4* 1,60 J&RC-9360/4* 1,70 J&RC-9360/4* 1,80	PF0010017*	
93,00	JA0010090/4 JUNTADO COLETOR ESCAPE JAA0010050/4 JUNTA ADMISSÃO JAC0010050/4* JUNTA TAMPA DO CÂRTER	JA9360/4 JUNTADO COLETOR ESCAPE JAA9183/4 JUNTA ADMISSÃO JAC9183/4* JUNTA TAMPA DO CÂRTER	PF0010017*	
94,40	JA0010090/4 JUNTADO COLETOR ESCAPE JAA0010050/4 JUNTA ADMISSÃO JC0440020/4* 1,20 JC0440020/4* 1,30 JC0440020/4* 1,40 JC0440020/4* 1,50 JM0440020/4 S/ JUNTA CABEÇOTE JS0440020/4 S/ JUNTA CABEÇOTE	JA9360/4 JUNTADO COLETOR ESCAPE JAA9183/4 JUNTA ADMISSÃO J&RC-9358/4* 1,20 J&RC-9358/4* 1,30 J&RC-9358/4* 1,40 J&RC-9358/4* 1,50 J&RM-9358/4 S/ JUNTA CABEÇOTE J&RS-9358/4 S/ JUNTA CABEÇOTE	PF0660092*	
94,40	JA0010090/4 JUNTADO COLETOR ESCAPE JAA0010050/4 JUNTA ADMISSÃO JAC0010050/4* JUNTA TAMPA DO CÂRTER JC0010050/4 1,60 JC0010050/4 1,70 JC0010050/4 1,80 JM0010050/4 S/ JUNTA CABEÇOTE JS0010050/4 S/ JUNTA CABEÇOTE	JA9360/4 JUNTADO COLETOR ESCAPE JAA9183/4 JUNTA ADMISSÃO JAC9183/4* JUNTA TAMPA DO CÂRTER J&RC-9183/4 1,60 J&RC-9183/4 1,70 J&RC-9183/4 1,80 J&RM-9183/4 S/ JUNTA CABEÇOTE J&RS-9183/4 S/ JUNTA CABEÇOTE	PF0660092*	
94,40	JA0010090/4 JUNTADO COLETOR ESCAPE JAA0010050/4 JUNTA ADMISSÃO JC0440020/4* 1,20 JC0440020/4* 1,30 JC0440020/4* 1,40 JC0440020/4* 1,50 JM0012400/4* S/ JUNTA CABEÇOTE JS0012400/4* S/ JUNTA CABEÇOTE	JA9360/4 JUNTADO COLETOR ESCAPE JAA9183/4 JUNTA ADMISSÃO J&RC-9358/4* 1,20 J&RC-9358/4* 1,30 J&RC-9358/4* 1,40 J&RC-9358/4* 1,50 J&RM-9630/4* S/ JUNTA CABEÇOTE J&RS-9536/4* S/ JUNTA CABEÇOTE	PF0010017*	
	JM25110/4 C/RET. JM25112/4 JC25110/4	J&RMR-1902/4 C/RET. J&RM-1902/4 J&RC-1902/4		
	JM25400/4 JC25400/4 JAE25400/4 JUNTA DO COLETOR ESCAPE	J&RM-2463/4 J&RC-2463/4 JAE2463/4 JUNTA DO COLETOR ESCAPE		
	JM25460/4 JC25460/4	J&RM-2462/4 J&RC-2462/4		
	JC0250340/4	J&RC-9468/4		
	JM25210/4 C/RET. JM25210/4 JC25020/4 JAC0250210/4 JUNTA TAMPA DO CÂRTER JS0250210/4 JS0250210/4 C/RET.	J&RMR-2328/4 C/RET. J&RM-2328/4 J&RC-1638/4 JAC-2320/4 JUNTA TAMPA DO CÂRTER J&RS-2328/4 J&RS-2328/4 C/RET.		



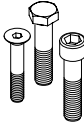


Descrição do Produto / Radical MAHLE / Radical Metal Leve: Junta do Coletor de Escape / JA / JA ;
 Junta do Coletor de Admissão / JAA / JAA; Junta do Coletor de Admissão e Escape / JAAE / JAAE;
 Junta do Câster / JAC / JAC; Junta da Válvulas / JAV / JAV; Junta da Válvula Termostática / JAVT / JAVT;
 Junta do Cabeçote / JC / J&RC; Jogo de Juntas Inferior do Motor / JI / J&RI; Jogo de Juntas do Motor / JM / J&RM;
 Jogo de Juntas Superior do Motor / JS / J&RS; Jogo de Parafusos do Cabeçote / PF / PF;
 * Itens sob Consulta

		MÊS ANO			c.c.	POTÊNCIA (CV)
		→	←			
UNO ELBA PRÊMIO	1.0/1.3/1.5 FIASA 1.0/1.3/1.5 FIASA 1.0/1.3/1.5 FIASA	1988 1988 1988	1994 1994 1994	ÁLC./GAS. ÁLC./GAS. ÁLC./GAS.		
UNO PRÊMIO ELBA FIORINO	SEVEL 1.5 SEVEL 1.5 SEVEL 1.5 SEVEL 1.5	1985 1985 1985 1985	1990 1990 1990 1990	ÁLC./GAS. ÁLC./GAS. ÁLC./GAS. ÁLC./GAS.		
UNO PRÊMIO ELBA FIORINO	SEVEL 1.6 SEVEL 1.6 SEVEL 1.6 SEVEL 1.6	1985 1985 1985 1985		ÁLC./GAS. ÁLC./GAS. ÁLC./GAS. ÁLC./GAS.		
PALIO/WEEKEND STRADA SIENA BRAVA	SEVEL 1.6 16V SEVEL 1.6 16V SEVEL 1.6 16V SEVEL 1.6 16V	1996 1996 1996 1996	2003 2003 2003 2003			
TEMPRA	2.0 16V	1995	1998	GASOLINA		
TEMPRA	2.0 8V	1992	1998	ÁLC./GAS.		
TIPO IE	1.6 8V	1993	1995			
TIPO	2.0 8V	1994	1995			




				IMAGEM DA JUNTA DO CABEÇOTE
	CÓDIGO MAHLE	CÓDIGO METAL LEVE		
	JM25020/4 C/RET. JM25022/4 JC25020/4 JS0250020/4 C/RET.	J&RMR-1638/4 C/RET. J&RM-1638/4 J&RC-1638/4 J&RS-1638/4 C/RET.		
	JC25060/4 JM25072/4 C/RET. JM25070/4	J&RC-1619/4 J&RMR-1639/4 C/RET. J&RM-1639/4		
	JM25042/4 C/RET. JM25040/4 JC25040/4	J&RMR-1829/4 C/RET. J&RM-1829/4 J&RC-1829/4		
	JM25600/4 C/RET. JM25600/4 JC25600/4 JS0250600/4 C/RET.	J&RM-9016/4 C/RET. J&RM-9016/4 J&RC-9016/4 J&RS-9016/4 C/RET.		
	JM25180/4 C/RET. JM25180/4 JC25180/4	J&RMR-1929/4 C/RET. J&RM-1929/4 J&RC-1929/4		
	JM25160/4 C/RET. JM25160/4 JC25180/4	J&RMR-2280/4 C/RET. J&RM-2280/4 J&RC-1929/4		
	JM25080/4 C/RET. JM25082/4 JC25040/4	J&RMR-9248/4 C/RET. J&RM-9248/4 J&RC-1829/4		
	JM25090/4 C/RET. JM25090/4 JC25180/4	J&RMR-9249/4 C/RET. J&RM-9249/4 J&RC-1929/4		



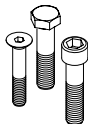







Descrição do Produto / Radical MAHLE / Radical Metal Leve: Junta do Coletor de Escape / JA / JA ;
 Junta do Coletor de Admissão / JAA / JAA; Junta do Coletor de Admissão e Escape / JAAE / JAAE;
 Junta do Câster / JAC / JAC; Junta da Tampa de Válvulas / JAV / JAV; Junta da Válvula Termostática / JAVT / JAVT;
 Junta do Cabeçote / JC / J&RC; Jogo de Juntas Inferior do Motor / JI / J&RI; Jogo de Juntas do Motor / JM / J&RM;
 Jogo de Juntas Superior do Motor / JS / J&RS; Jogo de Parafusos do Cabeçote / PF / PF;
 * Itens sob Consulta

		MÊS ANO			c.c.	POTÊNCIA (CV)
		→	←			
80.55,80.65,80.66,80.75C,80.76 80.88,80.90 82.85,82.86,82.93,82.94 85.55,85.90 88.85,88.93,88.94,88C,A90 A80C,A80F	8045.05 8045.05 8045.05 8045.05 8045.25 8045.05	1984 1984 1984 1984 1984 1984		DIESEL DIESEL DIESEL DIESEL DIESEL DIESEL	3908 3908 3908 3908 3908 3908	
110.90 115.90 130.90 140.90 A110 F100,F110,F115,F120	8065.05 8065.05 8065.05 8065.05 8065.05 8065.05	1984 1984 1984 1984 1981 1981		DIESEL DIESEL DIESEL DIESEL DIESEL DIESEL	5861 5861 5861 5861 5861 5861	




				IMAGEM DA JUNTA DO CABEÇOTE
	CÓDIGO MAHLE	CÓDIGO METAL LEVE		
104,00 104,00 104,00 104,00 104,00 104,00	JM0011200/4*	J&RM-9475/4*		
104,00 104,00 104,00 104,00 104,00 104,00	JM0011100/6* JS0011000/6*	J&RM-9473/6* J&RS-9451/6*		



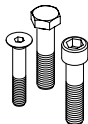






Descrição do Produto / Radical MAHLE / Radical Metal Leve: Junta do Coletor de Escape / JA / JA ;
 Junta do Coletor de Admissão / JAA / JAA; Junta do Coletor de Admissão e Escape / JAAE / JAAE;
 Junta do Câster / JAC / JAC; Junta da Tampa de Válvulas / JAV / JAV; Junta da Válvula Termostática / JAVT / JAVT;
 Junta do Cabeçote / JC / J&RC; Jogo de Juntas Inferior do Motor / JI / J&RI; Jogo de Juntas do Motor / JM / J&RM;
 Jogo de Juntas Superior do Motor / JS / J&RS; Jogo de Parafusos do Cabeçote / PF / PF;
 * Itens sob Consulta

		MÊS ANO					C.C.	POTÊNCIA (CV)
		→		←				
FIESTA (Brasil) KA (Brasil) (SOHC)	ZETEC-ROCAM ZETEC-ROCAM		2000 2000			GASOLINA GASOLINA	999 999	65 65
ECOSPORT (Brasil) FIESTA SUPERCHARGER	ZETEC-ROCAM ZETEC-ROCAM	1 1	2003 2003			GASOLINA GASOLINA	999 999	95 95
KA	FP4	9	2008			GASOLINA	1242	69
COURIER 16V FIESTA 16V PUMA 16V (DOHC)	FHA FHA FHA	1 1 1	1996 1996 1996	5 5 5	1998 1998 1998	GASOLINA GASOLINA GASOLINA	1388 1388 1388	90 90 90
ESCORT 16V FIESTA 16V NOMADE 16V (DOHC)	ZETEC ZETEC ZETEC	3 3 3	1992 1994 1992	7 7 7	1995 1995 1995	GASOLINA GASOLINA GASOLINA	1597 1597 1597	90 90 90
ORION 16V (DOHC)	ZETEC	3	1992	7	1995	GASOLINA	1597	90
MONDEO 16V (DOHC)	L1J	1	1993	5	1998	GASOLINA	1597	90
ESCORT 16V FIESTA 16V NOMADE 16V (DOHC)	ZETEC ZETEC ZETEC	8 8 8	1995 1995 1995			GASOLINA GASOLINA GASOLINA	1597 1597 1597	90 90 90
ORION 16V (DOHC)	ZETEC	8	1995			GASOLINA	1597	90
MONDEO 16V (DOHC)	ZETEC-E	5	1999	10	2000	GASOLINA	1597	90
FOCUS 16V (DOHC)	ZETEC-E(16HDEX)	5	1999	5	2005	GASOLINA	1597	90
COURIER (Brasil) COURIER (México) ESCORT (Brasil) FIESTA (Brasil) FIESTA IKON (México) KA (México) (SOHC)	ZETEC-ROCAM ZETEC-ROCAM ZETEC-ROCAM ZETEC-ROCAM ZETEC-ROCAM ZETEC-ROCAM		2000 2000 2000 2000 2000 2000			GASOLINA GASOLINA GASOLINA GASOLINA GASOLINA GASOLINA	1598 1598 1598 1598 1598 1598	95 95 95 95 95 95
ECOSPORT (Brasil) FIESTA FLEX FOCUS (GASOLINA E ÁLCOOL)	ZETEC-ROCAM ZETEC-ROCAM ZETEC-ROCAM	1	2003			GASOLINA GASOLINA GASOLINA	1598 1598 1598	98 105/111 110
ESCORT 16V ESCORT 16V FIESTA XR2i 16V ORION 16V (DOHC)	RKC RQB RQC RQB	1 1 1 1	1992 1992 1992 1992	7 7 7 7	1995 1995 1995 1995	GASOLINA GASOLINA GASOLINA GASOLINA	1796 1796 1796 1796	115 130 130 130
ESCORT 16V ESCORT XR3i 16V FIESTA 16V (DOHC)	RDA RQB RDB	2 2 5	1992 1992 1992	7 7 7	1995 1995 1995	GASOLINA GASOLINA GASOLINA	1796 1796 1796	105 130 105
NOMADE 16V ORION 16V (DOHC)	RDA RDA	4 4	1992 1992	7 7	1995 1995	GASOLINA GASOLINA	1796 1796	105 105
MONDEO I 16V (DOHC)	RKA	2	1993	8	1996	GASOLINA	1796	116
ESCORT 16V ESCORT 16V FIESTA XR2i 16V ORION 16V (DOHC)	RKC RQB RQC RQB	8 8 8 8	1995 1995 1995 1995			GASOLINA GASOLINA GASOLINA GASOLINA	1796 1796 1796 1796	115 130 130 130
ESCORT 16V ESCORT XR3i 16V FIESTA 16V (DOHC)	RDA RDB RDB	8 8 8	1995 1995 1995			GASOLINA GASOLINA GASOLINA	1796 1796 1796	105 130 105
NOMADE 16V ORION 16V (DOHC)	DRA RDA	8 8	1995 1995			GASOLINA GASOLINA	1796 1796	105 105




				IMAGEM DA JUNTA DO CABEÇOTE
	CÓDIGO MAHLE	CÓDIGO METAL LEVE		
68,70 68,70	JM0590560/4*	J&RM-9192/4*		
68,70 68,70	JM0591140/4* JS0590560/4*	J&RM-9514/4* J&RS-9192/4*		
70,80			PF0250006*	
76,00 76,00 76,00	JC0591100/4*	J&RC-9450/4*		
76,00 76,00 76,00	JS0591050/4*	J&RS-9433/4*	PF0590021*	
76,00	JS0591050/4*	J&RS-9433/4*	PF0590021*	
76,00			PF0590021*	
76,00 76,00 76,00			PF0590021*	
76,00			PF0590021*	
76,00	JAV0591110/4* JUNTA TAMPA VÁLVULA	JAV9165/4* JUNTA TAMPA VÁLVULA	PF0590021*	
79,00	JAV0591110/4* JUNTA TAMPA VÁLVULA	JAV9165/4* JUNTA TAMPA VÁLVULA	PF0590021*	
82,00 82,00 82,00 82,00 82,00 82,00	JC0590570/4	J&RC-9199/4		
82,00 82,00 82,00	JC0590570/4 JS0590570/4	J&RC-9199/4 J&RS-9199/4		
80,60 80,60 80,60 80,60			PF0590021*	
80,60 80,60 80,60			PF0590021*	
80,60 80,60			PF0590021*	
80,60			PF0590021*	
80,60 80,60 80,60 80,60			PF0590021*	
80,60 80,60 80,60			PF0590021*	
80,60 80,60			PF0590021*	



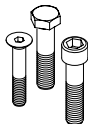









Descrição do Produto / Radical MAHLE / Radical Metal Leve: Junta do Coletor de Escape / JA / JA ;
 Junta do Coletor de Admissão / JAA / JAA; Junta do Coletor de Admissão e Escape / JAAE / JAAE;
 Junta do Carter / JAC / JAC; Junta da Tampa de Válvulas / JAV / JAV; Junta da Válvula Termostática / JAVT / JAVT;
 Junta do Cabeçote / JC / J&RC; Jogo de Juntas Inferior do Motor / JI / J&RI; Jogo de Juntas do Motor / JM / J&RM;
 Jogo de Juntas Superior do Motor / JS / J&RS; Jogo de Parafusos do Cabeçote / PF / PF;
 * Itens sob Consulta

		MÊS ANO			C.C.	POTÊNCIA (CV)		
		→	←					
FOCUS 16V	EYDB	5	1998	5	2005	GASOLINA	1796	115
FOCUS 16V	EYDC	5	1998	5	2005	GASOLINA	1796	115
FOCUS 16V	EYDD	5	1998	5	2005	GASOLINA	1796	115
FOCUS 16V	EYDE	5	1998	5	2005	GASOLINA	1796	115
FOCUS 16V	EYDF	5	1998	5	2005	GASOLINA	1796	115
FOCUS 16V	EYDG	5	1998	5	2005	GASOLINA	1796	115
FOCUS 16V	EYDI	5	1998	5	2005	GASOLINA	1796	115
FOCUS 16V	EYDJ	5	1998	5	2005	GASOLINA	1796	115
FOCUS 16V	EYDL	5	1998	5	2005	GASOLINA	1796	115
MONDEO 16V	RKB	5	1998	11	2000	GASOLINA	1796	115
MONDEO 16V	RKF	5	1998	11	2000	GASOLINA	1796	115
MONDEO 16V	RKH	5	1998	11	2000	GASOLINA	1796	115
MONDEO 16V	RKJ	5	1998	11	2000	GASOLINA	1796	115
MONDEO 16V (DOHC)	RKK	5	1998	11	2000	GASOLINA	1796	115
MONDEO 16V	CGBA	10	2000			GASOLINA	1798	110
MONDEO 16V (DOHC) (TAMPA DE VÁLVULA PLÁSTICO)	CGBB	10	2000			GASOLINA	1798	110
MONDEO 16V	CHBA	10	2000			GASOLINA	1798	125
MONDEO 16V (DOHC) (TAMPA DE VÁLVULA PLÁSTICO)	CHBB	10	2000			GASOLINA	1798	125
MONDEO 16V	CGBA	10	2000			GASOLINA	1798	110
MONDEO 16V (DOHC) (TAMPA DE VÁLVULA ALUMÍNIO)	CGBB	10	2000			GASOLINA	1798	110
MONDEO 16V	CHBA	10	2000			GASOLINA	1798	125
MONDEO 16V (DOHC) (TAMPA DE VÁLVULA ALUMÍNIO)	CHBB	10	2000			GASOLINA	1798	125
C-MAX 16V	CSDA	6	2003			GASOLINA	1798	120
C-MAX 16V (DOHC)	CSDB	6	2003			GASOLINA	1798	120
C-MAX 16V	QQDA	4	2004	3	2007	GASOLINA	1798	125
FOCUS 16V	Q7DA	1	2006			GASOLINA	1798	125
FOCUS 16V	QQDB	3	2006			GASOLINA	1798	125
FOCUS C-MAX 16V	Q7DA	4	2004	3	2007	GASOLINA	1798	125
FOCUS C-MAX 16V (DOHC)	QQDB	4	2004	3	2007	GASOLINA	1798	125
ESCORT 16V	BP-ZE		1991		1995	GASOLINA	1840	106
MERCURY 16V	BP-ZE		1991		1995	GASOLINA	1840	106
TRACER 16V (DOHC)	BP-ZE		1991		1995	GASOLINA	1840	106
GALAXY TDI	1Z	3	1995	5	2006	DIESEL	1896	90
GALAXY TDI	AFN	8	1997	4	2000	DIESEL	1896	110
GALAXY TDI	AHU	3	1995	5	2006	DIESEL	1896	90
FOCUS 16V	EDDC	5	1998	4	1999	GASOLINA	1988	131
ZX3 16V (DOHC)	EDDC	5	1998	4	1999	GASOLINA	1988	131
FOCUS LX N/A 16V	122 Cid	8	2001		2001	GASOLINA	1989	200
FOCUS RS 16V	HMDA		2000	5	2005	GASOLINA	1988	200
FOCUS S2 ZETEC 16V	122 Cid		2001		2001	GASOLINA	1989	200
FOCUS SE N/A 16V	122 Cid		2001		2001	GASOLINA	1989	200
FOCUS SE ZETEC 16V	122 Cid		2000		2001	GASOLINA	1989	200
FOCUS SONY LIMITED EDITION ZETEC 16V	122 Cid		2000		2000	GASOLINA	1989	200
FOCUS STREET ZETEC 16V	122 Cid		2001		2001	GASOLINA	1989	200
FOCUS ZTS N/A 16V	122 Cid		2001		2001	GASOLINA	1989	200
FOCUS ZTS ZETEC 16V	122 Cid		2000		2001	GASOLINA	1989	200
FOCUS ZX3 N/A 16V	122 Cid		2000		2001	GASOLINA	1989	200
FOCUS ZX3 ZETEC 16V (DOHC)	122 Cid		2000		2001	GASOLINA	1989	200
FOCUS ST170 16V (DOHC)	ALDA	2	2002	5	2005	GASOLINA	1988	173
MONDEO 16V (DOHC)	NGA	3	1993	5	1998	GASOLINA	1989	136
CONTOUR 16V	ZETEC	3	1996		2000	GASOLINA	1989	126
CONTOUR GL SPORT ZETEC 16V	122 Cid		1995		1995	GASOLINA	1989	126
CONTOUR GL ZETEC 16V	122 Cid		1995		1998	GASOLINA	1989	126
CONTOUR LX SPORT ZETEC 16V	122 Cid		1995		1995	GASOLINA	1989	126
CONTOUR LX ZETEC 16V	122 Cid		1995		2000	GASOLINA	1989	126
CONTOUR LX ZETEC 16V	122 Cid		1995		2000	GASOLINA	1989	126
CONTOUR SE ZETEC 16V	122 Cid		1999		2000	GASOLINA	1989	126
CONTOUR SPORT ZETEC 16V	122 Cid		1996		1996	GASOLINA	1989	126
ZX2 16V (DOHC)	ZETEC	2	1994			GASOLINA	1989	126




				IMAGEM DA JUNTA DO CABEÇOTE
	CÓDIGO MAHLE	CÓDIGO METAL LEVE		
80,60 80,60 80,60 80,60 80,60 80,60 80,60 80,60 80,60 80,60 80,60 80,60	JC0590190/4* JM0590190/4* JS0590190/4*	J&RC-9361/4* J&RM-9361/4* J&RS-9361/4*	PF0590021*	
83,00 83,00	JAV0590740/4* JUNTA TAMPA VÁLVULA	JAV9362/4* JUNTA TAMPA VÁLVULA		
83,00 83,00	JAV0590740/4* JUNTA TAMPA VÁLVULA	JAV9362/4* JUNTA TAMPA VÁLVULA		
83,00 83,00	JAV0591320/4* JUNTA TAMPA VÁLVULA	JAV9586/4* JUNTA TAMPA VÁLVULA		
83,00 83,00	JAV0591320/4* JUNTA TAMPA VÁLVULA	JAV9586/4* JUNTA TAMPA VÁLVULA		
83,00 83,00	JAV0590740/4* JUNTA TAMPA VÁLVULA	JAV9362/4* JUNTA TAMPA VÁLVULA		
83,00 83,00 83,00 83,00 83,00	JAV0590740/4* JUNTA TAMPA VÁLVULA	JAV9362/4* JUNTA TAMPA VÁLVULA		
83,00 83,00 83,00	JAV0591190/4* JUNTA TAMPA VÁLVULA JM0591190/4*	JAV9538/4* JUNTA TAMPA VÁLVULA J&RM-9538/4*		
79,50 79,50 79,50			PF0700004*	
84,80 84,80	JC0591110/4 JM0591110/4* JS0591110/4*	J&RC-9165/4 J&RM-9165/4* J&RS-9165/4*	PF0590021*	
84,80 84,80 84,80 84,80 84,80 84,80 84,80 84,80 84,80 84,80			PF0590021*	
84,80	JC0591110/4	J&RC-9165/4	PF0590021*	
84,80	JS0591070/4*	J&RS-9436/4*	PF0590021*	
84,80 84,80 84,80 84,80 84,80 84,80 84,80 84,80	JS0591070/4*	J&RS-9436/4*	PF0590021*	



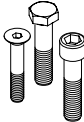






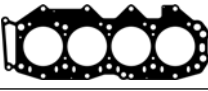




Descrição do Produto / Radical MAHLE / Radical Metal Leve: Junta do Coletor de Escape / JA / JA ;
 Junta do Coletor de Admissão / JAA / JAA; Junta do Coletor de Admissão e Escape / JAAE / JAAE;
 Junta do Carter / JAC / JAC; Junta da Tampa de Válvulas / JAV / JAV; Junta da Válvula Termostática / JAVT / JAVT;
 Junta do Cabeçote / JC / J&RC; Jogo de Juntas Inferior do Motor / JI / J&RI; Jogo de Juntas do Motor / JM / J&RM;
 Jogo de Juntas Superior do Motor / JS / J&RS; Jogo de Parafusos do Cabeçote / PF / PF;
 * Itens sob Consulta

		MÊS ANO					C.C.	POTÊNCIA (CV)
		→			←			
COUGAR 16V COUGAR 16V COUGAR 16V COUGAR 16V (DOHC)	EDBA EDBB EDBC EDBD	5 5 5 5	1998 1998 1998 1998	1 1 1 1	1999 1999 1999 1999	GASOLINA GASOLINA GASOLINA GASOLINA	1989 1989 1989 1989	131 131 131 131
FOCUS 16V (USA) (DOHC)	121	5	1998	4	1999	GASOLINA	1989	130
FOCUS 16V MAVERICK 16V (DOHC)	YF YF	5	2000 1999	8	2005 2002	GASOLINA GASOLINA	1989 1989	130 124
COUGAR 16V COUGAR 16V COUGAR 16V COUGAR 16V (DOHC)	EDBA EDBB EDBC EDBD	6 6 6 6	1999 1999 1999 1999	12 12 12 12	2001 2001 2001 2001	GASOLINA GASOLINA GASOLINA GASOLINA	1989 1989 1989 1989	131 131 131 131
MAVERICK 16V (DOHC)	YF	9	2002	12	2003	GASOLINA	1989	124
PROBE 16V PROBE BASE 16V PROBE BASE 16V PROBE SE 16V (DOHC)	JH20 122 Cid 122 Cid	10	1992 1993 1993 1993	11	1995 1995 1995 1995	GASOLINA	1991 1989 1989 1989	117
ESCORT RS COSWORTH 16V (DOHC)	N5F			6	1994	GASOLINA	1993	220
ESCORT RS COSWORTH 16V (DOHC)	N5E	7	1997			GASOLINA	1993	220
ECONOVAN ESCORT TEMPO	RF RF RF	8	1985 1984 1984		1990 1987	DIESEL DIESEL DIESEL	1998 1998 1998	56 64 64
ECOSPORT 16V (Brasil) MONDEO 16V (DOHC) (TAMPA DE VÁLVULA PLÁSTICO)	DURATEC-HE CJBA	1 10	2003 2000			GASOLINA GASOLINA	1999 1999	143 145
ECOSPORT 16V (Brasil) MONDEO 16V (DOHC) (TAMPA DE VÁLVULA ALUMÍNIO)	DURATEC-HE CJBA	1 10	2003 2000			GASOLINA GASOLINA	1999 1999	143 145
C-MAX 16V C-MAX 16V FIESTA 16V FOCUS 16V FOCUS 16V FOCUS CABRIOLET 16V FOCUS CABRIOLET 16V FUSION 16V GALAXY 16V GALAXY 16V S-MAX 16V S-MAX 16V (DOHC)	A0DA A0DB N4JB A0DA A0DA A0DB A0DA A0DB N4JB ROWA ROWA ROWA ROWA	4 4 3 10 10 10 10 10 3 5 5 5 5	2004 2004 2005 2006 2006 2006 2006 2005 2006 2006 2006 2006	3 3	2007 2007	GASOLINA GASOLINA GASOLINA GASOLINA GASOLINA GASOLINA GASOLINA GASOLINA GASOLINA GASOLINA GASOLINA GASOLINA	1999 1999 1999 1999 1999 1999 1999 1999 1999 1999 1999 1999	145 145 145 145 145 145 145 145 145 145 145 145 145
C-MAX 16V C-MAX 16V C-MAX 16V C-MAX BIFUEL 16V C-MAX BIFUEL 16V C-MAX BIFUEL 16V C-MAX BIFUEL 16V FOCUS BIFUEL 16V FOCUS BIFUEL 16V FOCUS BIFUEL 16V MONDEO 16V MONDEO 16V MONDEO FLEXFUEL 16V MONDEO FLEXFUEL 16V S-MAX FLEXFUEL 16V S-MAX FLEXFUEL 16V (DOHC)	A0DA A0DB A0DE A0DA A0DB A0DE A0DA A0DB A0DE A0BA A0BC TBBA TBBA TBWA TBWB	3 3 3 3 3 3 3 3 3 3 3 3 3 3 5 5	2007 2007 2007 2007 2007 2007 2007 2007 2007 2007 2007 2007 2007 2006 2006			GASOLINA GASOLINA GASOLINA GASOLINA GASOLINA GASOLINA GASOLINA GASOLINA GASOLINA GASOLINA GASOLINA GASOLINA GASOLINA GASOLINA GASOLINA	1999 1999 1999 1999 1999 1999 1999 1999 1999 1999 1999 1999 1999 1999 1999	145 145 145 145 145 145 145 145 145 145 145 145 145 145 145 145
RANGER 16V (DOHC)	DURATEC		2007			GASOLINA	2260	150

				IMAGEM DA JUNTA DO CABEÇOTE
	CÓDIGO MAHLE	CÓDIGO METAL LEVE		
84,80 84,80 84,80 84,80	JC0591110/4	J&RC-9165/4	PF0590021*	
84,80	JC0591110/4 JS0591110/4*	J&RC-9165/4 J&RS-9165/4*	PF0590021*	
84,80 84,80	JAV0591110/4* JUNTA TAMPA VÁLVULA	JAV9165/4* JUNTA TAMPA VÁLVULA	PF0590021*	
84,80 84,80 84,80 84,80	JAV0591110/4* JUNTA TAMPA VÁLVULA	JAV9165/4* JUNTA TAMPA VÁLVULA	PF0590021*	
84,80	JAV0591110/4* JUNTA TAMPA VÁLVULA JC0591110/4	JAV9165/4* JUNTA TAMPA VÁLVULA J&RC-9165/4	PF0590021*	
83,00 83,00 83,00 83,00	JAV0590610/4* JUNTA TAMPA VÁLVULA JI0100610/4* JS0590610/4*	JAV9553/4* JUNTA TAMPA VÁLVULA J&RI-9553/4* J&RS-9553/4*	PF0590065*	
90,80			PF0700004*	
90,80			PF0700004*	
86,00 86,00 86,00			PF2110003*	
87,50 87,50	JAV0590740/4* JUNTA TAMPA VÁLVULA JC0590740/4 JS0590740/4	JAV9362/4* JUNTA TAMPA VÁLVULA J&RC-9362/4 J&RS-9362/4		
87,50 87,50	JAV0591320/4* JUNTA TAMPA VÁLVULA JC0590740/4 JM0591320/4* JS0591320/4*	JAV9586/4* JUNTA TAMPA VÁLVULA J&RC-9362/4 J&RM-9586/4* J&RS-9586/4*		
87,50 87,50 87,50 87,50 87,50 87,50 87,50 87,50 87,50 87,50 87,50	JAV0590740/4* JUNTA TAMPA VÁLVULA JC0590740/4	JAV9362/4* JUNTA TAMPA VÁLVULA J&RC-9362/4		
87,50 87,50 87,50 87,50 87,50 87,50 87,50 87,50 87,50 87,50 87,50	JAV0590740/4* JUNTA TAMPA VÁLVULA JC0590740/4	JAV9362/4* JUNTA TAMPA VÁLVULA J&RC-9362/4		
87,50	JAV0591320/4* JUNTA TAMPA VÁLVULA JC0590740/4 JM0591320/4* JS0591320/4*	JAV9586/4* JUNTA TAMPA VÁLVULA J&RC-9362/4 J&RM-9586/4* J&RS-9586/4*		

Descrição do Produto / Radical MAHLE / Radical Metal Leve: Junta do Coletor de Escape / JA / JA ;
 Junta do Coletor de Admissão / JAA / JAA; Junta do Coletor de Admissão e Escape / JAAE / JAAE;
 Junta do Carter / JAC / JAC; Junta da Tampa de Válvulas / JAV / JAV; Junta da Válvula Termostática / JAVT / JAVT;
 Junta do Cabeçote / JC / J&RC; Jogo de Juntas Inferior do Motor / JI / J&RI; Jogo de Juntas do Motor / JM / J&RM;
 Jogo de Juntas Superior do Motor / JS / J&RS; Jogo de Parafusos do Cabeçote / PF / PF;
 * Itens sob Consulta

		MÊS ANO					C.C.	POTÊNCIA (CV)
		→		←				
MAVERICK 16V (DOHC)	GZ	12	2003	5	2006	GASOLINA	2261	145
MAVERICK 16V (DOHC)	GZ	5	2006	1	2007	GASOLINA	2261	145
FUSION 16V (Brasil) (DOHC)	DURATEC		2006			GASOLINA	2261	162
GALAXY 16V MONDEO 16V S-MAX 16V (DOHC)	SEWA SEBA SEWA	8 9 8	2007 2007 2007			GASOLINA GASOLINA GASOLINA	2261 2261 2261	160 160 160
F100 (Brasil) MAVERICK (Brasil) (GASOLINA E ÁLCOOL)	OHC OHC		1975 1975		1984 1984	GASOLINA GASOLINA	2298 2298	
MUSTANG RANGER (SOHC)	140 140		1993 1993		1993 1994	GASOLINA GASOLINA	2298 2298	106 106
RANGER (SOHC)	140		1995		1997	GASOLINA	2298	106
RANGER (USA)	140		1995		1997	GASOLINA	2298	
BRONCO II TD RANGER 2WD D RANGER 4WD D	4D55T 4D55T 4D55T		1985 1985 1985		1987 1987	DIESEL DIESEL DIESEL	2346 2346 2346	67 67 67
GRANADA V6 SCORPIO V6 SIERRA V6 (INJEÇÃO)	TV24 V6 TV24	1 1	1987 1987 1987	10 2	1994 1993	GASOLINA GASOLINA GASOLINA	2394 2394 2394	125/130 125/130 125/130
GRANADA TDI SCORPIO TDI	SCB SCB	8 8	1993 1993	9 9	1994 1994	DIESEL DIESEL	2499 2499	115 115
SCORPIO TDI SCORPIO TDI	SCC SCD	10	1994 1997		1996 1998	DIESEL DIESEL	2499 2499	115 125
ENDEAVOUR TD 12V EVEREST TD 12V RANGER D 12V RANGER TD 12V	WL WLT	4 4 6 6	2003 2003 1998 1998	10 10 7 7	2007 2007 2003 2003	DIESEL DIESEL DIESEL DIESEL	2499 2499 2499 2499	121 121 78 108
RANGER (SOHC)	WLT		1999		2001	GASOLINA	2500	117
RANGER TDI (Brasil)			1995			DIESEL	2507	95
MAVERICK TD	TD27T		1992		1999	DIESEL	2663	100/125
RANGER TD (Brasil)	POWER-STROKE	1	2002			DIESEL	2758	135
GALAXY V6 12V (DOHC)	W28		1995	4	2000	GASOLINA	2792	175
BRONCO II V6 GRANADA V6 RANGER V6	177 BRC 177		1986 1986 1988		1990 1993 1992	GASOLINA GASOLINA GASOLINA	2933 2933 2933	150 150 150
SCORPIO V6 SIERRA V6	BRC,BRD,BRE,BRF,BRV B4A,B4B,B4C		1986 1989		1993 1993	GASOLINA GASOLINA	2933 2933	145/150 145/150
VILLAGER V6 12V (SOHC)	183		1994		1997	GASOLINA	2960	




				IMAGEM DA JUNTA DO CABEÇOTE
	CÓDIGO MAHLE	CÓDIGO METAL LEVE		
87,50	JAV0590740/4* JUNTA TAMPA VÁLVULA JC0590740/4 JS0590740/4	JAV9362/4* JUNTA TAMPA VÁLVULA J&RC-9362/4 J&RS-9362/4		
87,50	JAV0590740/4* JUNTA TAMPA VÁLVULA JC0590740/4	JAV9362/4* JUNTA TAMPA VÁLVULA J&RC-9362/4		
87,50	JAV0590740/4* JUNTA TAMPA VÁLVULA	JAV9362/4* JUNTA TAMPA VÁLVULA		
87,50 87,50 87,50	JAV0590740/4* JUNTA TAMPA VÁLVULA	JAV9362/4* JUNTA TAMPA VÁLVULA		
96,00 96,00	JC0591300/4	J&RC-9564/4	PF0590085*	
96,00 96,00	JC0591300/4 JM0591300/4*	J&RC-9564/4 J&RM-9564/4*	PF0590085*	
96,00	JC0591300/4 JM0591302/4* JS0591300/4*	J&RC-9564/4 J&RM-9569/4* J&RS-9564/4*	PF0590085*	
96,00			PF0590085*	
91,00 91,00 91,00	JAAE1950010/4* ADMISSÃO / ESCAPE JAV1950010/4* JUNTA TAMPA VÁLVULA	JAAE9115/4* ADMISSÃO / ESCAPE JAV9115/4* JUNTA TAMPA VÁLVULA		
84,00 84,00 84,00			PF0590127*	
92,00 92,00			PF0590001*	
92,00 92,00	JAV1980240/4* JUNTA TAMPA VÁLVULA JC0590010/4* 1,42 JC0590010/4* 1,52 JC0590010/4* 1,62 JM0590010/4* S/ JUNTA CABEÇOTE JS0590010/4* S/ JUNTA CABEÇOTE	JAV9486/4* JUNTA TAMPA VÁLVULA J&RC-9357/4* 1,42 J&RC-9357/4* 1,52 J&RC-9357/4* 1,62 J&RM-9357/4* S/ JUNTA CABEÇOTE J&RS-9357/4* S/ JUNTA CABEÇOTE	PF0590001*	
93,00 93,00 93,00 93,00	JC0591400/4* JM0591400/4*	J&RC-9570/4* J&RM-9570/4*		
96,00	JC0591300/4 JM0591301/4* JS0591301/4*	J&RC-9564/4 J&RM-9566/4* J&RS-9566/4*	PF0590085*	
90,70				
96,00	JC0591340/4* 1,20 JC0591340/4* 1,25 JC0591340/4* 1,30 JM0591340/4* S/ JUNTA CABEÇOTE JS0591340/4* S/ JUNTA CABEÇOTE	J&RC-9599/4* 1,20 J&RC-9599/4* 1,25 J&RC-9599/4* 1,30 J&RM-9599/4* S/ JUNTA CABEÇOTE J&RS-9599/4* S/ JUNTA CABEÇOTE	PF0590024*	
93,00				
81,00	JC0591330/4* JM0591330/4*	J&RC-9593/4* J&RM-9593/4*		
93,00 93,00 93,00			PF0590127*	
93,00 93,00			PF0590127*	
87,00	JC0030120/4 JS0030120/4*	J&RC-9609/4 J&RS-9609/4*		



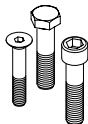












Descrição do Produto / Radical MAHLE / Radical Metal Leve: Junta do Coletor de Escape / JA / JA ;
 Junta do Coletor de Admissão / JAA / JAA; Junta do Coletor de Admissão e Escape / JAAE / JAAE;
 Junta do Carter / JAC / JAC; Junta da Tampa de Válvulas / JAV / JAV; Junta da Válvula Termostática / JAVT / JAVT;
 Junta do Cabeçote / JC / J&RC; Jogo de Juntas Inferior do Motor / JI / J&RI; Jogo de Juntas do Motor / JM / J&RM;
 Jogo de Juntas Superior do Motor / JS / J&RS; Jogo de Parafusos do Cabeçote / PF / PF;
 * Itens sob Consulta

				IMAGEM DA JUNTA DO CABEÇOTE
	CÓDIGO MAHLE	CÓDIGO METAL LEVE		
100,30 100,30 100,30 100,30 100,30 89,00 100,30 100,30 100,30 100,30 100,30 100,30 100,30 100,30 100,30 100,30 100,30 100,30 100,30 100,30 89,00	JC0590620/4*	J&RC-9424/4*		
93,70 93,70 93,70			PF0590127*	
93,00 93,00	JC0591400/4* JM0591400/4*	J&RC-9570/4* J&RM-9570/4*		
91,50 91,50	JC0030500/6*	J&RC-9604/6*		
100,30 100,40 100,40 100,40 100,40	JAV0591080/6 JUNTA TAMPA VÁLVULA JC0591200/6* JC0591201/6* JI0591200/6*	JAV9437/6 JUNTA TAMPA VÁLVULA J&RC-9541/6* J&RC-9542/6* J&RI-9541/6*	PF0590127*	
100,30 100,30 89,00 100,40 100,30 100,30 100,30 100,30 100,30 100,30 100,30 100,30 100,30 100,30 89,00 100,30 89,00 89,00 100,40 100,40	JAV0591080/6 JUNTA TAMPA VÁLVULA JC0591080/6* JC0591081/6 JM0590910/4 JS0591080/6	JAV9437/6 JUNTA TAMPA VÁLVULA J&RC-9437/6* J&RC-9438/6 J&RM-9210/4 J&RS-9437/6	PF0590127*	
97,00 97,00 97,00	JM0591130/4*	J&RM-9455/4*		
	JM59000/4 JC59000/4	J&RM-930/4 J&RC-930/4		




Descrição do Produto / Radical MAHLE / Radical Metal Leve: Junta do Coletor de Escape / JA / JA ;
 Junta do Coletor de Admissão / JAA / JAA; Junta do Coletor de Admissão e Escape / JAAE / JAAE;
 Junta do Carter / JAC / JAC; Junta da Tampa de Válvulas / JAV / JAV; Junta da Válvula Termostática / JAVT / JAVT;
 Junta do Cabeçote / JC / J&RC; Jogo de Juntas Inferior do Motor / JI / J&RI; Jogo de Juntas do Motor / JM / J&RM;
 Jogo de Juntas Superior do Motor / JS / J&RS; Jogo de Parafusos do Cabeçote / PF / PF;
 * Itens sob Consulta



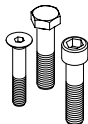














		MÊS ANO			c.c.	POTÊNCIA (CV)
		→	←			
CORCEL II DEL REY	1.4/1.6 1.4/1.6	1978 1978	1983 1983	ÁLC./GAS. ÁLC./GAS.		
ESCORT	CHT 1.6 AE1600	1983 1993	1992 1996	ÁLC./GAS. ÁLC./GAS.		
ESCORT	CHT 1.3			ÁLC./GAS.		
ESCORT HOBBY	AE1000	1993	1996	ÁLC./GAS.		
FIESTA KA	ENDURA 'E' 1.0 ENDURA 'E' 1.0	1996 1996	1999 1999	GASOLINA GASOLINA		
FIESTA KA	ENDURA 'E' 1.3 ENDURA 'E' 1.3	1996 1996	1999 1999	GASOLINA GASOLINA		
FIESTA KA (CARTER DE ALUMÍNIO)	ENDURA 1.0 ENDURA 1.0			GASOLINA		
FIESTA KA (CARTER DE ALUMINIO)	ENDURA 1.3 ENDURA 1.3			GASOLINA		
ESCORT FOCUS MONDEO	ZETEC 1.8 16V ZETEC 1.8 16V ZETEC 1.8 16V	1997 1997 1997				
ESCORT FOCUS MONDEO	ZETEC 2.0 16V ZETEC 2.0 16V ZETEC 2.0 16V	1997 1997 1997				
FIESTA KA COURIER	ZETEC ROCAM 1.0 8V ZETEC ROCAM 1.0 8V ZETEC ROCAM 1.0 8V	1999 1999 1999				
FIESTA KA COURIER	ZETEC ROCAM 1.6 8V ZETEC ROCAM 1.6 8V ZETEC ROCAM 1.6 8V	1999 1999 1999				




				IMAGEM DA JUNTA DO CABEÇOTE
	CÓDIGO MAHLE	CÓDIGO METAL LEVE		
	JM59100/4 C/RET. JM59100/4 JC59100/4	J&RM-1052/4 C/RET. J&RM-1052/4 J&RC-1052/4		
	JM59201/4 C/RET. JM59202/4 JC59201/4	J&RMR-1632/4 C/RET. J&RM-1632/4 J&RC-1632/4		
	JC59490/4 JM59010/4 C/RET. JM59010/4	J&RC-2092/4 J&RM-1633/4 C/RET. J&RM-1633/4		
	JM59490/4 C/RET. JM59492/4 JC59490/4	J&RMR-2092/4 C/RET. J&RM-2092/4 J&RC-2092/4		
	JM59020/4 JC59020/4 JAC0590020/4 JUNTA TAMPA DO CÂRTER JAV590020/4 JUNTA TAMPA VÁLVULA	J&RM-9246/4 J&RC-9246/4 JAC9246/4 JUNTA TAMPA DO CÂRTER JAV9246/4 JUNTA TAMPA VÁLVULA		
	JM59040/4 JC59040/4	J&RM-9247/4 J&RC-9247/4		
	JM59500/4	J&RM-9014/4		
	JM59600/4	J&RM-9015/4		
	JM59520/4 JC59520/4	J&RM-9164/4 J&RC-9164/4		
	JM59150/4 JC59150/4*	J&RM-9165/4 J&RC-9165/4*		
	JM59560/4 JC59560/4	J&RM-9192/4 J&RC-9192/4		
	JM59570/4 JC59570/4	J&RM-9199/4 J&RC-9199/4		



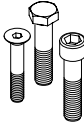


Descrição do Produto / Radical MAHLE / Radical Metal Leve: Junta do Coletor de Escape / JA / JA ;
 Junta do Coletor de Admissão / JAA / JAA; Junta do Coletor de Admissão e Escape / JAAE / JAAE;
 Junta do Câster / JAC / JAC; Junta da Tampa de Válvulas / JAV / JAV; Junta da Válvula Termostática / JAVT / JAVT;
 Junta do Cabeçote / JC / J&RC; Jogo de Juntas Inferior do Motor / JI / J&RI; Jogo de Juntas do Motor / JM / J&RM;
 Jogo de Juntas Superior do Motor / JS / J&RS; Jogo de Parafusos do Cabeçote / PF / PF;
 * Itens sob Consulta

		MÊS ANO			C.C.	POTÊNCIA (CV)	
		→	←				
TRANSIT 16V TRANSIT 16V (DOHC)	EYPA EYPC	5 5	2002 2002		GASOLINA GASOLINA	1796 1796	115 115
TRANSIT CONNECT 16V TRANSIT CONNECT 16V (DOHC)	EYPA EYPC	5 5	2002 2002		GASOLINA GASOLINA	1796 1796	115 115
TRANSIT 16V TRANSIT 16V (DOHC)	GZFA GZFC	3 3	2006 2006		GASOLINA GASOLINA	2295 2295	145 145
TRANSIT V6 TRANSIT V6	B4T BRT		1989 1991	1991 1995	GASOLINA GASOLINA	2936 2936	150 145
TRANSIT V6	V6ESSEX		1972	1977	GASOLINA	2994	138
7810,7910,8210,8530 8630,8730,8830 TW25,TW30,TW35 TW5,TW10,TW15,TW20			1988 1992 1979 1979	1982	DIESEL DIESEL DIESEL DIESEL	6572 6572 6572 6572	110 110 134 130
TRATOR 4600 3 CIL. TRATOR 4610 3 CIL. TRATOR 4810 3 CIL.					DIESEL DIESEL DIESEL		
TRATOR 6600 4 CIL. TRATOR 6610 4 CIL. TRATOR 5610 4 CIL.					DIESEL DIESEL DIESEL		
FORD CARGO FASE I					DIESEL		
FORD CARGO FASE II	FTO 6.6L	11	1986		DIESEL		
SÉRIE 30 (GENESIS) 3 CIL. TRATOR 4630					DIESEL		
SÉRIE 30 (GENESIS) 4 CIL. TRATOR 5030 TRATOR 5630 TRATOR 6630					DIESEL		
SÉRIE 30 (GENESIS) 4 CIL. TRATOR 7630					DIESEL		
SÉRIE 30 (GENESIS) 6 CIL. TRATOR 7830 TRATOR 8030					DIESEL DIESEL DIESEL		




				IMAGEM DA JUNTA DO CABEÇOTE
	CÓDIGO MAHLE	CÓDIGO METAL LEVE		
80,60 80,60	JAV0591110/4* JUNTA TAMPA VÁLVULA JC0590190/4*	JAV9165/4* JUNTA TAMPA VÁLVULA J&RC-9361/4*	PF0590021*	
80,60 80,60	JAV0591110/4* JUNTA TAMPA VÁLVULA JC0590190/4*	JAV9165/4* JUNTA TAMPA VÁLVULA J&RC-9361/4*	PF0590021*	
87,50 87,50	JAV0590740/4* JUNTA TAMPA VÁLVULA JC0590740/4	JAV9362/4* JUNTA TAMPA VÁLVULA J&RC-9362/4		
93,00 93,00			PF0590127*	
93,70			PF0590127*	
111,80 111,80 111,80 111,80	JM0591170/6* JS0591170/6*	J&RM-9530/6* J&RS-9530/4*		
	JM26040/3 C/RET. JC26040/3	J&RM-1316/3 C/RET. J&RC-1316/3		
	JM26040/4 C/RET. JC26040/4	J&RM-1316/4 C/RET. J&RC-1316/4		
	JM26090/6 C/RET. JC26500/6	J&RM-1671/6 C/RET. J&RC-1734/6		
	JM26500/6 C/RET. JC26500/6	J&RM-1734/6 C/RET. J&RC-1734/6		
	JC26610/3 JM26610/3 C/RET.	J&RC-1734/6 J&RM-9244/3 C/RET.		
	JC26610/4 JM26610/4 C/RET.	J&RC-2661/4 J&RM-9244/4 C/RET.		
	JM26620/4 C/RET. JM26610/4 C/RET.	J&RM-9245/4 C/RET. J&RM-9244/4 C/RET.		
	JC26620/6 JM26620/6 C/RET.	J&RC-2661/6 J&RM-9245/6 C/RET.		



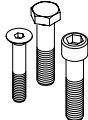











Descrição do Produto / Radical MAHLE / Radical Metal Leve: Junta do Coletor de Escape / JA / JA ;
 Junta do Coletor de Admissão / JAA / JAA; Junta do Coletor de Admissão e Escape / JAAE / JAAE;
 Junta do Câster / JAC / JAC; Junta da Tampa de Válvulas / JAV / JAV; Junta da Válvula Termostática / JAVT / JAVT;
 Junta do Cabeçote / JC / J&RC; Jogo de Juntas Inferior do Motor / JI / J&RI; Jogo de Juntas do Motor / JM / J&RM;
 Jogo de Juntas Superior do Motor / JS / J&RS; Jogo de Parafusos do Cabeçote / PF / PF;
 * Itens sob Consulta

		MÊS ANO					c.c.	POTÊNCIA (CV)
		→		←				
SANTAMO 16V (DOHC)	G4CP	5	1999			GASOLINA	1997	137
EXCEED TDI (SOHC)	D4BH		1998			DIESEL	2476	105
EXCEED V6 12V INNOVATION V6 12V (SOHC)	G6AT L6AT	5	1998 2000	12	2003	GASOLINA GASOLINA	2972 2972	161 99




				IMAGEM DA JUNTA DO CABEÇOTE
	CÓDIGO MAHLE	CÓDIGO METAL LEVE		
85,00	JC0100560/4* JS2080040/4*	J&RC-9440/4* J&RS-9506/4*		
91,10	JAAE1950010/4* ADMISSÃO / ESCAPE JAV1950010/4* JUNTA TAMPA VÁLVULA JS1950010/4 S/ JUNTA CABEÇOTE	JAAE9115/4* ADMISSÃO / ESCAPE JAV9115/4* JUNTA TAMPA VÁLVULA J&RS-9115/4 S/ JUNTA CABEÇOTE		
91,10 91,10	JAV0100580/6* JUNTA TAMPA VÁLVULA JC0100580/6*	JAV9444/6* JUNTA TAMPA VÁLVULA J&RC-9444/6*		



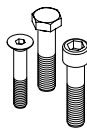





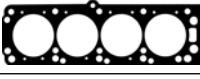




Descrição do Produto / Radical MAHLE / Radical Metal Leve: Junta do Coletor de Escape / JA / JA ;
 Junta do Coletor de Admissão / JAA / JAA; Junta do Coletor de Admissão e Escape / JAAE / JAAE;
 Junta do Câter / JAC / JAC; Junta da Tampa de Válvulas / JAV / JAV; Junta da Válvula Termostática / JAVT / JAVT;
 Junta do Cabeçote / JC / J&RC; Jogo de Juntas Inferior do Motor / JI / J&RI; Jogo de Juntas do Motor / JM / J&RM;
 Jogo de Juntas Superior do Motor / JS / J&RS; Jogo de Parafusos do Cabeçote / PF / PF;
 * Itens sob Consulta

		MÊS ANO					C.C.	POTÊNCIA (CV)
		→			←			
METRO METRO BASE 6V METRO LSI 6V METRO XFI 6V (INJEÇÃO)	61 61 Cid 61 Cid 61 Cid	1	1989 1989 1989 1989	12	1998 1995 1995 1994	GASOLINA	993 993 993 993	55
METRO METRO BASE 8V METRO LSI 8V METRO XFI 8V	79 79 Cid (L72) 79 Cid (L72) 79 Cid (L72)		1992 1993 1992 1992		1994 1994 1994 1994	GASOLINA	1298 1298 1298 1298	64
METRO METRO LSI 16V	79 79 Cid		1995 1996		1997 1997	GASOLINA	1298 1295	68
METRO 16V (SOHC)	LY8		1998			GASOLINA	1299	80
PRIZM 16V (DOHC)	4A-GE		1989		1992	GASOLINA	1587	
PRIZM 16V PRIZM BASE 16V PRIZM LSI 16V (DOHC)	98 98 Cid (4AFE) 98 Cid (4AFE)		1989 1990 1991		1992 1992 1992	GASOLINA	1587 1587 1587	105
PRIZM 16V PRIZM BASE 16V PRIZM LSI 16V (DOHC)	98 98 Cid 98 Cid		1993 1993 1993		1997 1997 1997	GASOLINA	1587 1588 1588	115
TRACKER TRACKER BASE 16V TRACKER BASE 8V TRACKER LSI 16V TRACKER LSI 8V (SOHC)	G16A 97 Cid (LS5) 97 Cid (LS5) 97 Cid (LS5) 97 Cid (LS5)	1	1988 1994 1989 1994 1989	12	1998 1995 1995 1995 1995	GASOLINA	1590 1588 1588 1588 1588	82
TRACKER 16V TRACKER BASE 16V TRACKER LSI 16V (SOHC)	G16B 97 Cid (L01) 97 Cid (L01)	1	1988 1994 1994	12	1998 1996 1996	GASOLINA	1590 1588 1588	95
PRIZM 16V PRIZM LSI 16V (DOHC)	108 108 Cid (LV6)		1993 1993		1998 1997	GASOLINA	1762 1788	
PRIZM 16V (DOHC)	LV6		1998			GASOLINA	1794	126
TRACKER 16V (DOHC)	L34	11	1998	6	2003	GASOLINA	1995	129
TRACKER V6 24V (DOHC)	LE8		2001			GASOLINA	2494	156




				IMAGEM DA JUNTA DO CABEÇOTE
	CÓDIGO MAHLE	CÓDIGO METAL LEVE		
74,00 74,00 74,00 74,00	JC0141030/3* JS0141030/3*	J&RC-9413/3* J&RS-9413/3*		
74,00 74,00 74,00 74,00	JAV0080100/4* JUNTA TAMPA VÁLVULA JC0080100/4* JI0080100/4*	JAV9545/4* JUNTA TAMPA VÁLVULA J&RC-9545/4* J&RI-9545/4*		
74,00 74,00	JC0080100/4* JM0080100/4* JS0080100/4*	J&RC-9545/4* J&RM-9545/4* J&RS-9545/4*		
74,00	JAV0080030/4* JUNTA TAMPA VÁLVULA JM0141040/3	JAV9324/4* JUNTA TAMPA VÁLVULA J&RM-9414/3		
81,00			PF0630061*	
81,00 81,00 81,00			PF0630061*	
81,00 81,00 81,00	JAV0631600/4* JUNTA TAMPA VÁLVULA JS0631600/4*	JAV9571/4* JUNTA TAMPA VÁLVULA J&RS-9571/4*	PF0630061*	
75,00 75,20 75,00 75,20 75,00	JAV0080100/4* JUNTA TAMPA VÁLVULA JC0080020/4*	JAV9545/4* JUNTA TAMPA VÁLVULA J&RC-9323/4*		
75,00 75,20 75,20	JAV0080030/4* JUNTA TAMPA VÁLVULA JC0080030/4 JS0080030/4*	JAV9324/4* JUNTA TAMPA VÁLVULA J&RC-9324/4 J&RS-9324/4*		
81,00 81,00	JAV0631600/4* JUNTA TAMPA VÁLVULA JS0631900/4*	JAV9571/4* JUNTA TAMPA VÁLVULA J&RS-9575/4*	PF0630061*	
79,00	JAV0141070/4* JUNTA TAMPA VÁLVULA JI0141070/4* JM0141070/4*	JAV9418/4* JUNTA TAMPA VÁLVULA J&RI-9418/4* J&RM-9418/4*		
84,00	JI0141060/6* JS0141050/4	J&RI-9417/6* J&RS-9415/4		
84,00	JC0141060/6* JC0141061/6* JI0141060/6* JS0141060/6*	J&RC-9416/6* J&RC-9417/6* J&RI-9417/6* J&RS-9417/6*		



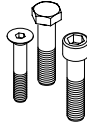



















Descrição do Produto / Radical MAHLE / Radical Metal Leve: Junta do Coletor de Escape / JA / JA ;
 Junta do Coletor de Admissão / JAA / JAA; Junta do Coletor de Admissão e Escape / JAAE / JAAE;
 Junta do Câter / JAC / JAC; Junta da Tampa de Válvulas / JAV / JAV; Junta da Válvula Termostática / JAVT / JAVT;
 Junta do Cabeçote / JC / J&RC; Jogo de Juntas Inferior do Motor / JI / J&RI; Jogo de Juntas do Motor / JM / J&RM;
 Jogo de Juntas Superior do Motor / JS / J&RS; Jogo de Parafusos do Cabeçote / PF / PF;
 * Itens sob Consulta

		MÊS ANO					C.C.	POTÊNCIA (CV)
		→			←			
CORSA 16V	DOHC	8	1997	7	2002	GASOLINA	996	68
CELTA MPFI CLASSIC (Álcool) CLASSIC VHC	C10NE C10NE	2	2000	7	2002	GASOLINA GASOLINA GASOLINA	999 999 999	60 60
ASTRA 16V CORSA B 16V TIGRA 16V (DOHC)	X14XE X14XE X14XE	11	1995 1993 1994		1998 2000	GASOLINA GASOLINA GASOLINA	1389 1389 1389	90 90 90
ASTRA 16V (DOHC)	X14XE		1998			GASOLINA	1389	90
CORSA 16V (DOHC)	DOHC	2	1994			GASOLINA	1598	102
ASTRA 16V TIGRA 16V VECTRA B 16V VECTRA B 16V ZAFIRA 16V (DOHC)	X16XEL Y16XE X16XEL Y16XE X16XEL		1998 1999 1998 1999 1999			GASOLINA GASOLINA GASOLINA GASOLINA GASOLINA	1598 1598 1598 1598 1598	100 100 100 100 100
CORSA 8V CORSA MPFI POWERFLEX 8V MERIVA 8V MERIVA MPFI POWERFLEX 8V MONTANA 8V MONTANA MPFI POWERFLEX 8V (SOHC)	OHC OHC OHC OHC OHC OHC		2003 2003 2003			GASOLINA GASOLINA GASOLINA GASOLINA GASOLINA GASOLINA	1781 1781 1781 1781 1781 1781	102 102 102 102 105 105
MERIVA 16V (DOHC)	DOHC		2003			GASOLINA	1781	122
ASTRA 16V ZAFIRA 16V (DOHC)	X18XE1 X18XE1		1998 1999			GASOLINA GASOLINA	1796 1796	115 115
ASTRA 16V VECTRA B 16V (DOHC)	X18XER X18XE1		2005 1998			GASOLINA GASOLINA	1796 1796	140 115
TRACKER 8V (No: <8331)			2000			DIESEL	1997	108
TRACKER 8V (No: 8332>)			2000			DIESEL	1997	108
CALIBRA 16V VECTRA 16V (DOHC)	C20XE C20XE		1989 1994		1997 1996	GASOLINA GASOLINA	1998 1998	150 136
ASTRA FLEX ZAFIRA FLEX (GASOLINA E ÁLCOOL)	LCM LCM		2005 2005			GASOLINA GASOLINA	1998 1998	121/128 121/128
BLAZER S10 8V	OHC OHC		2001 2001			GASOLINA GASOLINA	2405 2405	128 128
BLAZER TDI S10 TDI			1995 1995			DIESEL DIESEL	2507 2507	95 95
BLAZER TD 12V S10 TD 12V	SPRINT4.07TCA SPRINT4.07TCA		2000 2000			DIESEL DIESEL	2796 2796	132 132
OMEGA		8	1993	7	1997	GASOLINA	4093	169
BLAZER V6 S10 (OHV)	L35 L35	9	1995 1994		2004	GASOLINA GASOLINA	4294 4294	180/193 193
CORSA	1.0 8V EFI/MPFI		1994		1999	GASOLINA		




				IMAGEM DA JUNTA DO CABEÇOTE
	CÓDIGO MAHLE	CÓDIGO METAL LEVE		
71,10			PF0140070*	
71,10 71,10 71,10			PF0140070*	
77,60 77,60 77,60			PF0140070*	
77,60			PF0140070*	
79,00			PF0140070*	
79,00 79,00 79,00 79,00 79,00			PF0140070*	
80,50 80,50 80,50 80,50 80,50 80,50	JC0140925/4* JM0140925/4*	J&RC-9266/4* J&RM-9266/4*		
80,50			PF0140070*	
80,50 80,50			PF0140070*	
80,50 80,50			PF0140070*	
85,00	JC0440360/4* 1,30 JC0440360/4* 1,35 JC0440360/4* 1,40 JC0440360/4* 1,50 JM0440360/4* S/ JUNTA CABEÇOTE JS0440360/4* S/ JUNTA CABEÇOTE	J&RC-9453/4* 1,30 J&RC-9453/4* 1,35 J&RC-9453/4* 1,40 J&RC-9453/4* 1,50 J&RM-9453/4* S/ JUNTA CABEÇOTE J&RS-9453/4* S/ JUNTA CABEÇOTE		
85,00	JC0440360/4* 1,30 JC0440360/4* 1,35 JC0440360/4* 1,40 JC0440360/4* 1,50 JM0440710/4* S/ JUNTA CABEÇOTE JS0440710/4* S/ JUNTA CABEÇOTE	J&RC-9453/4* 1,30 J&RC-9453/4* 1,35 J&RC-9453/4* 1,40 J&RC-9453/4* 1,50 J&RM-9464/4* S/ JUNTA CABEÇOTE J&RS-9464/4* S/ JUNTA CABEÇOTE		
86,00 86,00	JAV0140300/4* JUNTA TAMPA VÁLVULA JC0140300/4* JM0140300/4* JS0140300/4*	JAV9074/4* JUNTA TAMPA VÁLVULA J&RC-9074/4* J&RM-9074/4* J&RS-9074/4*		
86,00 86,00	JC0140490/4* JS0140490/4*	J&RC-0870/4* J&RS-0870/4*		
86,00 86,00				
90,70 90,70				
93,00 93,00	JC0130510/4 JM0130510/4 JS0130510/4	J&RC-2301/4 J&RM-2301/4 J&RS-2301/4		
98,40	JC0140525/6* JM0140525/6* JS0140525/6*	J&RC-2213/6* J&RM-2213/6* J&RS-2213/6*		
101,60 101,60	JC0141020/6 JM0141020/6 JS0141020/6	J&RC-9412/6 J&RM-9412/6 J&RS-9412/6		
	JM14140/4 C/RET. JM14142/4 JC14165/4 JS0140142/4 JS0140140/4 C/ RET.	J&RMR-2141/4 C/RET. J&RM-2141/4 J&RC-9186/4 J&RS-2141/4 J&RS-2141/4 C/ RET.		



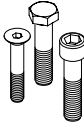



Descrição do Produto / Radical MAHLE / Radical Metal Leve: Junta do Coletor de Escape / JA / JA ;
 Junta do Coletor de Admissão / JAA / JAA; Junta do Coletor de Admissão e Escape / JAAE / JAAE;
 Junta do Carter / JAC / JAC; Junta da Tampa de Válvulas / JAV / JAV; Junta da Válvula Termostática / JAVT / JAVT;
 Junta do Cabeçote / JC / J&RC; Jogo de Juntas Inferior do Motor / JI / J&RI; Jogo de Juntas do Motor / JM / J&RM;
 Jogo de Juntas Superior do Motor / JS / J&RS; Jogo de Parafusos do Cabeçote / PF / PF;
 * Itens sob Consulta

		MÊS ANO			c.c.	POTÊNCIA (CV)
		→	←			
CORSA	1.0 8V MPFI		1999		GASOLINA	
CORSA	1.4 8V EFI/ MPFI		1994		GASOLINA	
CELTA CORSA	1.4 8V MPFI 1.4 8V MPFI		2004 2004			
CORSA	1.6 8V EFI/MPFI		1996	1999	GASOLINA	
CORSA	1.6 8V MPFI		1999		GASOLINA	
CORSA MERIVA MONTANA	1.8 8V 1.8 8V 1.8 8V					
C10	261		1964	1981	GASOLINA	
C20 A20 OPALA (6 CIL)	230/250/292 230/250/292 230/250/292 250		1969 1969 1969	1988 1988 1988	ÁLC./GAS. ÁLC./GAS. ÁLC./GAS.	
OPALA (4 CIL)	153		1968	1973	ÁLC./GAS.	
C10 OPALA (4 CIL)	151 151		1977 1973		ÁLC./GAS. ÁLC./GAS.	
CHEVETTE CHEVY 500	1.4/1.6 1.4/1.6		1973 1973	1993 1993	ÁLC./GAS. ÁLC./GAS.	
MONZA	1.6		1982	1986	ÁLC./GAS.	
MONZA	1.8 FASE I		1982	1986	ÁLC./GAS.	
MONZA KADETT ASTRA	1.8 FASE II 1.8 FASE II 1.8 FASE II		1987 1987 1987		ÁLC./GAS. ÁLC./GAS. ÁLC./GAS.	
ASTRA	1.8 8V		1999			
MONZA KADETT ASTRA VECTRA	2.0 8V 2.0 8V 2.0 8V 2.0 8V		1986 1986 1986 1986		ÁLC./GAS. ÁLC./GAS. ÁLC./GAS. ÁLC./GAS.	
VECTRA OMEGA	2.2 8V 2.2 8V		1995 1995	1997 1997	ÁLC./GAS. ÁLC./GAS.	
VECTRA OMEGA ASTRA ZAFIRA	2.0 / 2.2 8V 2.0 / 2.2 8V 2.0 / 2.2 8V 2.0 / 2.2 8V		1997 1997 1997 1997		ÁLC./GAS. ÁLC./GAS. ÁLC./GAS. ÁLC./GAS.	
VECTRA ZAFIRA	2.0/ 2.2 16V 2.0/ 2.2 16V		1997 1997			




				IMAGEM DA JUNTA DO CABEÇOTE
	CÓDIGO MAHLE	CÓDIGO METAL LEVE		
	JM14165/4 C/RET. JM14167/4 JC14165/4 JAV14140/4	J&RMR-9186/4 C/RET. J&RM-9186/4 J&RC-9186/4 JAV2141/4		
	JM14840/4 C/RET. JM14842/4 JC14780/4	J&RMR-9212/4 C/RET. J&RM-9212/4 J&RC-9215/4		
	JM14780/4 C/RET. JM14782/4 JC14780/4 JAV14140/4	J&RMR-9215/4 C/RET. J&RM-9215/4 J&RC-9215/4 JAV2141/4		
	JM14180/4 C/RET. JM14182/4 JC14185/4	J&RMR-9019/4 C/RET. J&RM-9019/4 J&RC-9020/4		
	JM14185/4 C/RET. JM14187/4 JC14185/4 JAV14140/4	J&RMR-9020/4 C/RET. J&RM-9020/4 J&RC-9020/4 JAV2141/4		
	JM14195/4 C/RET. JM14197/4 JC14195/4 JAV14140/4	J&RMR-9124/4 C/RET. J&RM-9124/4 J&RC-9124/4 JAV2141/4		
	JM14550/6 JC14550/6	J&RM-572/6 J&RC-572/6		
	JM14520/6 C/RET. JM14520/6 JC14520/6 JAV0140520/6 JUNTA TAMPA VÁLVULA	J&RMR-1107/6 C/RET. J&RM-1107/6 J&RC-1107/6 JAV1107/6 JUNTA TAMPA VÁLVULA		
	JM14490/4 C/RET. JM14490/4 JC14490/4	J&RMR-870/4 C/RET. J&RM-870/4 J&RC-870/4		
	JM14420/4 C/RET. JM14422/4 JC14420/4 JAV0140420/4 JUNTA TAMPA VÁLVULA	J&RMR-1109/4 C/RET. J&RM-1109/4 J&RC-1109/4 JAV1109/4 JUNTA TAMPA VÁLVULA		
	JM14010/4 C/RET. JM14012/4 JC14090/4 JAV0140010/4 JUNTA TAMPA VÁLVULA	J&RMR-1147/4 C/RET. J&RM-1147/4 J&RC-1424/4 JAV1147/4 JUNTA TAMPA VÁLVULA		
	JM14080/4 C/RET. JM14082/4 JC14080/4 JAV14080/4	J&RMR-1260/4 C/RET. J&RM-1260/4 J&RC-1260/4 JAV1260/4		
	JM14220/4 C/RET. JM14222/4 JC14240/4 JAA0140240/4 JUNTA COLETOR ADMISSÃO JAV14080/4	J&RMR-1261/4 C/RET. J&RM-1261/4 J&RC-1615/4 JAA1615/4 JUNTA COLETOR ADMISSÃO JAV1260/4		
	JM14240/4 C/RET. JM14242/4 JC14240/4 JAA0140240/4 JUNTA COLETOR ADMISSÃO JS0140240/4 JAV14080/4	J&RMR-1615/4 C/RET. J&RM-1615/4 J&RC-1615/4 JAA1615/4 JUNTA COLETOR ADMISSÃO J&RS-1615/4 JAV1260/4		
	JM14350/4	J&RM-2420/4		
	JM14272/4 JM14270/4 C/RET. JC14270/4 JS0140272/4 C/RET. JAV14080/4	J&RM-1600/4 J&RMR-1600/4 C/RET. J&RC-1600/4 J&RS-1600/4 C/RET. JAV1260/4		
	JM14290/4 C/RET. JM14290/4 JC14320/4 JS0140290/4	J&RMR-1921/4 C/RET. J&RM-1921/4 J&RC-2070/4 J&RS-1921/4		
	JM14320/4 C/RET. JM14320/4 JC14320/4 JS0140320/4 C/RET.	J&RMR-2070/4 C/RET. J&RM-2070/4 J&RC-2070/4 J&RS-2070/4 C/RET.		
	JM14340/4 C/RET. JM14340/4 JC14320/4	J&RMR-9084/4 C/RET. J&RM-9084/4 J&RC-2070/4		



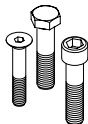









Descrição do Produto / Radical MAHLE / Radical Metal Leve: Junta do Coletor de Escape / JA / JA ;
 Junta do Coletor de Admissão / JAA / JAA; Junta do Coletor de Admissão e Escape / JAAE / JAAE;
 Junta do Carter / JAC / JAC; Junta da Tampa de Válvulas / JAV / JAV; Junta da Válvula Termostática / JAVT / JAVT;
 Junta do Cabeçote / JC / J&RC; Jogo de Juntas Inferior do Motor / JI / J&RI; Jogo de Juntas do Motor / JM / J&RM;
 Jogo de Juntas Superior do Motor / JS / J&RS; Jogo de Parafusos do Cabeçote / PF / PF;
 * Itens sob Consulta

		MÊS ANO					c.c.	POTÊNCIA (CV)
		→		←				
BARINA MF	G13BA	2	1989	4	1994	GASOLINA	1298	67/71
BARINA MB BARINA ML	G13A G13A	2 8	1985 1986	12 12	1989 1989	GASOLINA GASOLINA	1324 1324	71 67
VECTRA 16V (DOHC)			1990		1995	GASOLINA	1998	136/150




				IMAGEM DA JUNTA DO CABEÇOTE
	CÓDIGO MAHLE	CÓDIGO METAL LEVE		
74,00	JAV0080100/4* JUNTA TAMPA VÁLVULA JC0080100/4* JI0080100/4*	JAV9545/4* JUNTA TAMPA VÁLVULA J&RC-9545/4* J&RI-9545/4*		
74,00 74,00	JAV0080100/4* JUNTA TAMPA VÁLVULA JC0080100/4* JI0080100/4*	JAV9545/4* JUNTA TAMPA VÁLVULA J&RC-9545/4* J&RI-9545/4*		
86,00	JAV0140300/4* JUNTA TAMPA VÁLVULA JC0140300/4* JM0140300/4* JS0140300/4*	JAV9074/4* JUNTA TAMPA VÁLVULA J&RC-9074/4* J&RM-9074/4* J&RS-9074/4*		



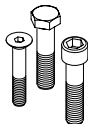








Descrição do Produto / Radical MAHLE / Radical Metal Leve: Junta do Coletor de Escape / JA / JA ;
 Junta do Coletor de Admissão / JAA / JAA; Junta do Coletor de Admissão e Escape / JAAE / JAAE;
 Junta do Câster / JAC / JAC; Junta da Tampa de Válvulas / JAV / JAV; Junta da Válvula Termostática / JAVT / JAVT;
 Junta do Cabeçote / JC / J&RC; Jogo de Juntas Inferior do Motor / JI / J&RI; Jogo de Juntas do Motor / JM / J&RM;
 Jogo de Juntas Superior do Motor / JS / J&RS; Jogo de Parafusos do Cabeçote / PF / PF;
 * Itens sob Consulta

		MÊS ANO			C.C.	POTÊNCIA (CV)		
		→	←					
C100 DREAM BIZ KS-ES SUNDOW WEB 100		1992 1992 1992 1992	2005 2005 2005 2005	GASOLINA GASOLINA GASOLINA GASOLINA	100 100 100 100			
BIZ125		2006		GASOLINA	125			
CG125CDI TODAY TITAN		1995 1995 1995	1999 1999 1999	GASOLINA GASOLINA GASOLINA	125 125 125			
CG125 TITAN ES,KS NXR 125 BROS		2000 2000 2000 2000	2004 2004 2004 2004	GASOLINA GASOLINA GASOLINA GASOLINA	125 125 125 125			
CG150 BROS 150		2006 2006		GASOLINA GASOLINA	150 150			
CITY CITY JAZZ	L12A2 L12A3 L12A3	5 1	2003 2004 2005	9 12	2005 2004	GASOLINA GASOLINA GASOLINA	1243 1243 1243	79 83 78
CITY CITY FIT (Brasil) FIT ARIA JAZZ (SOHC)	L13A1 L13A3 L13A1 L13A1 L13A1 L13A5	5 10 5 9 4	2003 2005 2003 2001 2005	9 10	2005 2004	GASOLINA GASOLINA GASOLINA GASOLINA GASOLINA	1339 1339 1339 1339 1339	86 82 86 86 88
BALLADE 16V CIVIC 16V (SOHC)	EV1 EV1		1983 1983		1985 1985	GASOLINA GASOLINA	1342 1342	80 80
BALLADE SPORT 16V CIVIC COUPE 16V CRX 16V (SOHC)	EV1 EV1 EV1		1983 1983 1984		1985 1989 1984	GASOLINA GASOLINA GASOLINA	1342 1342 1342	80 80 80
CIVIC CVCC 16V CIVIC CVCC 16V (SOHC)	D13B1 D13B2	1	1988 1987	12	1989 1990	GASOLINA GASOLINA	1343 1343	75 90
CIVIC IV 16V (USA) (SOHC)	D13B2	1	1992	12	1992	GASOLINA	1343	74
LOGO (SOHC)	D13B7	3	1999	3	2002	GASOLINA	1343	65
CITY 16V CITY 16V (SOHC)	D13B6 D13B8	12	1999 2002	9 9	2003 2003	GASOLINA GASOLINA	1343 1343	95 95
CIVIC 16V CIVIC 16V (SOHC)	D14A2 D14A5	9 9	1994 1995	1 1	1997 1997	GASOLINA GASOLINA	1396 1396	90 75
CIVIC 16V CIVIC 16V CIVIC AERODECK 16V CIVIC AERODECK 16V CIVIC AERODECK 16V CIVIC AERODECK 16V (SOHC)	D14A3 D14A4 D14A7 D14A8 D14Z3 D14Z4	11 1 1	1996 1995 1998 1998 1999 1999	10 12 12	1997 1998 1998	GASOLINA GASOLINA GASOLINA GASOLINA GASOLINA GASOLINA	1396 1396 1396 1396 1396 1396	75 75 90 90 90 90
CIVIC 16V CIVIC 16V (SOHC)	D14Z1 D14Z2		2000 2000			GASOLINA GASOLINA	1396 1396	90 90
CIVIC 16V (SOHC)	D14Z6	2	2001			GASOLINA	1396	90
CIVIC 16V (SOHC)	D14Z5		2001			GASOLINA	1396	90




				IMAGEM DA JUNTA DO CABEÇOTE
	CÓDIGO MAHLE	CÓDIGO METAL LEVE		
		J&RM-9080/1 S/RET.		
		J&RM-9294/1 S/RET.		
		J&RM-1366/1 C/RET.		
		J&RM-9023/1 C/RET.		
		J&RM-9171/1 C/RET.		
73,00 73,00 73,00	JM0510750/4*	J&RM-9497/4*		
73,00 73,00 73,00 73,00 73,00	JM0510750/4* JC51670/4 JM51670/4 C/RET. JS51670/4 C/RET.	J&RM-9497/4* J&RC-9337/4 J&RMR-9337/4 C/RET. J&RS-9337/4 C/RET.		
74,00 74,00	JAC0510790/4* JUNTA TAMPA DO CÂRTER	JAC9501/4* JUNTA TAMPA DO CÂRTER		
74,00 74,00 74,00	JAC0510790/4* JUNTA TAMPA DO CÂRTER	JAC9501/4* JUNTA TAMPA DO CÂRTER		
75,00 75,00	JAC0510790/4* JUNTA TAMPA DO CÂRTER JS0510620/4*	JAC9501/4* JUNTA TAMPA DO CÂRTER J&RS-9332/4*		
75,00	JAC0510790/4* JUNTA TAMPA DO CÂRTER	JAC9501/4* JUNTA TAMPA DO CÂRTER		
75,00	JAC0510700/4* JUNTA TAMPA DO CÂRTER	JAC9363/4* JUNTA TAMPA DO CÂRTER		
75,00 75,00	JAC0510700/4* JUNTA TAMPA DO CÂRTER	JAC9363/4* JUNTA TAMPA DO CÂRTER		
75,00 75,00	JAC0510790/4* JUNTA TAMPA DO CÂRTER	JAC9501/4* JUNTA TAMPA DO CÂRTER		
75,00 75,00 75,00 75,00 75,00	JAC0510700/4* JUNTA TAMPA DO CÂRTER	JAC9363/4* JUNTA TAMPA DO CÂRTER		
75,00 75,00	JAC0510700/4* JUNTA TAMPA DO CÂRTER JS0510700/4*	JAC9363/4* JUNTA TAMPA DO CÂRTER J&RS-9363/4*		
75,00	JAC0510700/4* JUNTA TAMPA DO CÂRTER	JAC9363/4* JUNTA TAMPA DO CÂRTER		
75,00	JAC0510700/4* JUNTA TAMPA DO CÂRTER	JAC9363/4* JUNTA TAMPA DO CÂRTER		



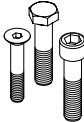














Descrição do Produto / Radical MAHLE / Radical Metal Leve: Junta do Coletor de Escape / JA / JA ;
 Junta do Coletor de Admissão / JAA / JAA; Junta do Coletor de Admissão e Escape / JAAE / JAAE;
 Junta do Câster / JAC / JAC; Junta da Tampa de Válvulas / JAV / JAV; Junta da Válvula Termostática / JAVT / JAVT;
 Junta do Cabeçote / JC / J&RC; Jogo de Juntas Inferior do Motor / JI / J&RI; Jogo de Juntas do Motor / JM / J&RM;
 Jogo de Juntas Superior do Motor / JS / J&RS; Jogo de Parafusos do Cabeçote / PF / PF;
 * Itens sob Consulta

		MÊS ANO			C.C.	POTÊNCIA (CV)
		→	←			
BALLADE SPORT 16V CIVIC COUPE 16V CRX 16V (SOHC)	EW1 EW1 EW1	1983 1983 1985	1987 1987 1987	GASOLINA GASOLINA GASOLINA	1488 1488 1488	85 85 85
CIVIC 16V CRX 16V (SOHC)	EW2 EW2	1983 1984	1987 1987	GASOLINA GASOLINA	1488 1488	85 85
CIVIC SI 16V CIVIC SI 16V (SOHC)	EW3 EW4	1984 1984	1989 1989	GASOLINA GASOLINA	1488 1488	100 100
BALLADE 16V BALLADE 16V CRX SI 16V CRX SI 16V (SOHC)	EW3 EW4 EW3 EW4	1984 1984 1985 1985	1989 1989 1987 1987	GASOLINA GASOLINA GASOLINA GASOLINA	1488 1488 1488 1488	100 100 100 100
CRX 16V (SOHC)	D15B6	1988	1991	GASOLINA	1493	90
CIVIC CVCC 16V CIVIC CX 8V CIVIC DEL SOL S 8V CIVIC DX 16V CIVIC DX 16V CIVIC LX 16V CIVIC LX 16V CRX BASE 16V CRX DX 16V (SOHC)	D15B2 D15B8 D15B7 D15B2 D15B7 D15B2 D15B7 D15B2 D15B7 D15B2 D15B2	1988 1992 1993 1988 1988 1988 1988 1988 1989 1988	1995 1995 1995 1995 1995 1995 1995 1991 1991 1991 1988	GASOLINA GASOLINA GASOLINA GASOLINA GASOLINA GASOLINA GASOLINA GASOLINA GASOLINA GASOLINA	1493 1493 1493 1493 1493 1493 1493 1493 1493 1493	100 100 100 100 100 100 100 100 100 100
CIVIC COUPE 16V CIVIC CVCC 16V CIVIC CVCC 16V CIVIC DX 16V CIVIC LX 16V CRX 16V CRX 16V CRX 16V CRX 16V CRX BASE 16V CRX DX 16V (SOHC)	D15B7 D15B7 D15B8 D15B2 D15B2 D15B1 D15B2 D15B7 D15B8 D15B2 D15B2	8 1993 1988 1988 1988 1988 1988 1988 1988 1988 1989 1988	12 1995 12 1995 12 1995 1991 1991 1993 1993 1993 1993 1991 1988	GASOLINA GASOLINA GASOLINA GASOLINA GASOLINA GASOLINA GASOLINA GASOLINA GASOLINA GASOLINA GASOLINA	1493 1493 1493 1493 1493 1493 1493 1493 1493 1493 1493	94 100 100 100 100 100 100 100 100 100 100
CIVIC CVCC 16V CIVIC FERIO 16V CIVIC FERIO 16V CIVIC VTEC 16V DOMANI 16V (SOHC)	D15B1 D15B3 D15B4 D15B2 D15B3	10 1988 1992 10 1992 1992 10 1992	9 2000 9 2000 1996 9 2000	GASOLINA GASOLINA GASOLINA GASOLINA GASOLINA	1493 1493 1493 1493 1493	100 94 94 89 94
CIVIC SHUTTLE CONCERTO (SOHC)	D15B2 D15B2	8 1980 1989	1990 1995	GASOLINA GASOLINA	1493 1493	90 90
CIVIC FERIO VTEC 16V CIVIC VTEC 16V (SOHC)	D15Z1 D15Z1	6 1993 10 1993	9 1995 12 1995	GASOLINA GASOLINA	1493 1493	120 101
CIVIC AERODECK VTEC 16V CIVIC VTEC 16V CIVIC VTEC-E 16V (SOHC)	D15Z8 D15Z6 D15Z3	4 1998 1996 1995	1997	GASOLINA GASOLINA GASOLINA	1493 1493 1493	114 114 89
CIVIC 16V CIVIC 16V CIVIC 16V (SOHC)	D15Y2 D15Y3 D15Y6	2002 2001 2001	2005	GASOLINA GASOLINA GASOLINA	1493 1493 1493	100 100 105
CIVIC 16V (SOHC)	D15Y3	2001		GASOLINA	1493	100
FIT VTEC 16V (SOHC)	L15A6	2007		GASOLINA	1497	105
CIVIC CRX 16V (DOHC)	ZC1	1985	1987	GASOLINA	1590	120
INTEGRA 16V (DOHC)	ZV	1985	1987	GASOLINA	1590	120




				IMAGEM DA JUNTA DO CABEÇOTE
	CÓDIGO MAHLE	CÓDIGO METAL LEVE		
74,00 74,00 74,00	JAC0510790/4* JUNTA TAMPA DO CÂRTER	JAC9501/4* JUNTA TAMPA DO CÂRTER		
74,00 74,00	JAC0510790/4* JUNTA TAMPA DO CÂRTER	JAC9501/4* JUNTA TAMPA DO CÂRTER		
74,00 74,00	JAC0510790/4* JUNTA TAMPA DO CÂRTER	JAC9501/4* JUNTA TAMPA DO CÂRTER		
74,00 74,00 74,00 74,00	JAC0510790/4* JUNTA TAMPA DO CÂRTER	JAC9501/4* JUNTA TAMPA DO CÂRTER		
75,00	JAC0510790/4* JUNTA TAMPA DO CÂRTER	JAC9501/4* JUNTA TAMPA DO CÂRTER		
75,00 75,00 75,00 75,00 75,00 75,00 75,00 75,00 75,00	JAC0510790/4* JUNTA TAMPA DO CÂRTER JS0510620/4* JM51620/4 C/RET. JC51620/4	JAC9501/4* JUNTA TAMPA DO CÂRTER J&RS-9332/4* J&RMR-9332/4 C/RET. J&RC-9332/4		
75,00 75,00 75,00 75,00 75,00 75,00 75,00 75,00 75,00	JAC0510790/4* JUNTA TAMPA DO CÂRTER JS0510620/4* JM51620/4 C/RET. JC51620/4	JAC9501/4* JUNTA TAMPA DO CÂRTER J&RS-9332/4* J&RMR-9332/4 C/RET. J&RC-9332/4		
75,00 75,00 75,00 75,00	JAC0510790/4* JUNTA TAMPA DO CÂRTER JS0510620/4* JM51620/4 C/RET. JC51620/4	JAC9501/4* JUNTA TAMPA DO CÂRTER J&RS-9332/4* J&RMR-9332/4 C/RET. J&RC-9332/4		
75,00 75,00	JAC0510790/4* JUNTA TAMPA DO CÂRTER JS0510620/4* JM51620/4 C/RET. JC51620/4	JAC9501/4* JUNTA TAMPA DO CÂRTER J&RS-9332/4* J&RMR-9332/4 C/RET. J&RC-9332/4		
75,00 75,00	JAC0510790/4* JUNTA TAMPA DO CÂRTER	JAC9501/4* JUNTA TAMPA DO CÂRTER		
75,00 75,00 75,00	JAC0510700/4* JUNTA TAMPA DO CÂRTER JS0510700/4* JM51660/4 C/RET. JC51660/4	JAC9363/4* JUNTA TAMPA DO CÂRTER J&RS-9363/4* J&RMR-9336/4 C/RET. J&RC-9336/4		
75,00 75,00 75,00	JAC0510700/4* JUNTA TAMPA DO CÂRTER	JAC9363/4* JUNTA TAMPA DO CÂRTER		
75,00	JAC0510700/4* JUNTA TAMPA DO CÂRTER	JAC9363/4* JUNTA TAMPA DO CÂRTER		
73,00	JC51680/4 JM51680/4 C/RET. JS51680/4 C/RET.	J&RC-9338/4 J&RMR-9338/4 C/RET. J&RS-9338/4 C/RET.		
75,00	JAC0510790/4* JUNTA TAMPA DO CÂRTER JC0510790/4*	JAC9501/4* JUNTA TAMPA DO CÂRTER J&RC-9501/4*		
75,00	JAC0510790/4* JUNTA TAMPA DO CÂRTER JC0510790/4*	JAC9501/4* JUNTA TAMPA DO CÂRTER J&RC-9501/4*		



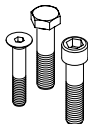


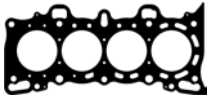


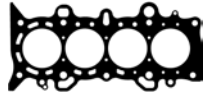



Descrição do Produto / Radical MAHLE / Radical Metal Leve: Junta do Coletor de Escape / JA / JA ;
 Junta do Coletor de Admissão / JAA / JAA; Junta do Coletor de Admissão e Escape / JAAE / JAAE;
 Junta do Câster / JAC / JAC; Junta da Tampa de Válvulas / JAV / JAV; Junta da Válvula Termostática / JAVT / JAVT;
 Junta do Cabeçote / JC / J&RC; Jogo de Juntas Inferior do Motor / JI / J&RI; Jogo de Juntas do Motor / JM / J&RM;
 Jogo de Juntas Superior do Motor / JS / J&RS; Jogo de Parafusos do Cabeçote / PF / PF;
 * Itens sob Consulta

		MÊS ANO			C.C.	POTÊNCIA (CV)
		→	←			
CIVIC 16V CIVIC EX 16V CIVIC RT 4WD 16V CIVIC SI 16V CRX SI 16V (SOHC)	D16A6 D16A6 D16A6 D16A6 D16A6	1988 1990 1988 1989 1988	1991 1991 1991 1991 1990	GASOLINA	1590 1590 1590 1590 1590	110
CRX 16V (SOHC)	D16A7	1988	1991	GASOLINA	1590	110
CIVIC 16V (DOHC)	D16A8	1988	1991	GASOLINA	1590	110
CRX 16V (DOHC)	D16A8	1988	1991	GASOLINA	1590	110
CIVIC II 16V (SOHC)	D16A7	1 1988	12 1992	GASOLINA	1590	116
CIVIC CRX 16V CRX 16V (DOHC)	D16Z5 D16A9	1989 1989	1990 1991	GASOLINA GASOLINA	1590 1590	125 130
CONCERTO 16V (DOHC)	D16A8	8 1989	3 1995	GASOLINA	1590	122
CIVIC SHUTTLE 16V CONCERTO 16V CONCERTO 16V (SOHC)	D16Z2 D16Z1 D16Z2	8 1990 1990 1989	3 1991 1993 1995	GASOLINA GASOLINA GASOLINA	1590 1590 1590	108 106 112
CIVIC IV 16V CONCERTO 16V (DOHC)	D16A9 D16A9	10 1991 10 1989	9 1995 10 1992	GASOLINA GASOLINA	1590 1590	131 131
INTEGRA 16V (DOHC)	D16A2	1990	1994	GASOLINA	1590	130
CIVIC DEL SOL SI VTEC 16V CIVIC DEL SOL VTEC 16V CIVIC DEL SOL VTEC 16V CIVIC EX VTEC 16V CIVIC SI VTEC 16V CIVIC VTEC 16V CIVIC VTEC 16V (SOHC)	D16Z6 D16Z6 D16Z7 D16Z6 D16Z6 D16Z6 D16Z6 D16Z7	1993 1991 1991 1992 1992 1991 1991	1995 1997 1996 1995 1995 1997 1996	GASOLINA GASOLINA GASOLINA GASOLINA GASOLINA	1590 1590 1590 1590 1590 1590 1590	126 126 125 125
CRX VTEC 16V CRX VTEC 16V (SOHC)	D16Z6 D16Z7	3 1992 3 1992	12 1998 12 1998	GASOLINA GASOLINA	1590 1590	126 126
CRX VTEC 16V (SOHC)	D16Z7	3 1992	12 1998	GASOLINA	1590	126
CIVIC COUPE VTEC 16V (SOHC)	D16Z9	1994	1995	GASOLINA	1590	125
CIVIC 16V (SOHC)	D16Y3	1995	1997	GASOLINA	1590	111




				IMAGEM DA JUNTA DO CABEÇOTE
	CÓDIGO MAHLE	CÓDIGO METAL LEVE		
75,00 75,00 75,00 75,00 75,00	JAC0510790/4* JUNTA TAMPA DO CÂRTER JS0510620/4* JM51620/4 C/RET. JC51620/4	JAC9501/4* JUNTA TAMPA DO CÂRTER J&RS-9332/4* J&RMR-9332/4 C/RET. J&RC-9332/4		
75,00	JAC0510790/4* JUNTA TAMPA DO CÂRTER JS0510620/4*	JAC9501/4* JUNTA TAMPA DO CÂRTER J&RS-9332/4*		
75,00	JAC0510790/4* JUNTA TAMPA DO CÂRTER JC0510790/4*	JAC9501/4* JUNTA TAMPA DO CÂRTER J&RC-9501/4*		
75,00	JAC0510790/4* JUNTA TAMPA DO CÂRTER JC0510790/4*	JAC9501/4* JUNTA TAMPA DO CÂRTER J&RC-9501/4*		
75,00	JAC0510790/4* JUNTA TAMPA DO CÂRTER JS0510620/4* JM51620/4 C/RET. JC51620/4	JAC9501/4* JUNTA TAMPA DO CÂRTER J&RS-9332/4* J&RMR-9332/4 C/RET. J&RC-9332/4		
75,00 75,00	JAC0510790/4* JUNTA TAMPA DO CÂRTER JC0510790/4*	JAC9501/4* JUNTA TAMPA DO CÂRTER J&RC-9501/4*		
75,00	JAC0510790/4* JUNTA TAMPA DO CÂRTER JC0510790/4*	JAC9501/4* JUNTA TAMPA DO CÂRTER J&RC-9501/4*		
75,00 75,00 75,00	JAC0510790/4* JUNTA TAMPA DO CÂRTER JS0510620/4*	JAC9501/4* JUNTA TAMPA DO CÂRTER J&RS-9332/4*		
75,00 75,00	JAC0510790/4* JUNTA TAMPA DO CÂRTER JC0510790/4*	JAC9501/4* JUNTA TAMPA DO CÂRTER J&RC-9501/4*		
75,00	JAC0510790/4* JUNTA TAMPA DO CÂRTER JC0510790/4*	JAC9501/4* JUNTA TAMPA DO CÂRTER J&RC-9501/4*		
75,00 75,00 75,00 75,00 75,00 75,00	JAC0510790/4* JUNTA TAMPA DO CÂRTER JS0510640/4* JM51640/4 C/RET.	JAC9501/4* JUNTA TAMPA DO CÂRTER J&RS-9334/4* J&RMR-9334/4 C/RET.		
75,00 75,00	JAC0510790/4* JUNTA TAMPA DO CÂRTER JS0510640/4* JM51640/4 C/RET.	JAC9501/4* JUNTA TAMPA DO CÂRTER J&RS-9334/4* J&RMR-9334/4 C/RET.		
75,00	JAC0510790/4* JUNTA TAMPA DO CÂRTER JS0510640/4* JM51640/4 C/RET.	JAC9501/4* JUNTA TAMPA DO CÂRTER J&RS-9334/4* J&RMR-9334/4 C/RET.		
75,00	JAC0510790/4* JUNTA TAMPA DO CÂRTER JS0510640/4* JM51640/4 C/RET.	JAC9501/4* JUNTA TAMPA DO CÂRTER J&RS-9334/4* J&RMR-9334/4 C/RET.		
75,00	JAC0510790/4* JUNTA TAMPA DO CÂRTER	JAC9501/4* JUNTA TAMPA DO CÂRTER		



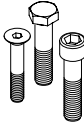


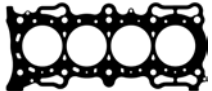

Descrição do Produto / Radical MAHLE / Radical Metal Leve: Junta do Coletor de Escape / JA / JA ;
 Junta do Coletor de Admissão / JAA / JAA; Junta do Coletor de Admissão e Escape / JAAE / JAAE;
 Junta do Cârtter / JAC / JAC; Junta da Tampa de Válvulas / JAV / JAV; Junta da Válvula Termostática / JAVT / JAVT;
 Junta do Cabeçote / JC / J&RC; Jogo de Juntas Inferior do Motor / JI / J&RI; Jogo de Juntas do Motor / JM / J&RM;
 Jogo de Juntas Superior do Motor / JS / J&RS; Jogo de Parafusos do Cabeçote / PF / PF;
 * Itens sob Consulta

		MÊS ANO			C.C.	POTÊNCIA (CV)		
		→	←					
CIVIC 16V	D16Y7		1996		1999	GASOLINA	1590	106
CIVIC COUPE 16V	D16Y7		1996		1999	GASOLINA	1590	106
CIVIC COUPE VTEC 16V	D16Y2		1996		1998	GASOLINA	1590	114
CIVIC COUPE VTEC 16V	D16Y6		1996		1998	GASOLINA	1590	114
CIVIC COUPE VTEC 16V	D16Y8		1996		1998	GASOLINA	1590	125
CIVIC COUPE VTEC-E 16V	D16Y5		1996		1999	GASOLINA	1590	115
CIVIC CX 16V	D16Y7		1996		2000		1590	
CIVIC DEL SOL S 16V	D16Y7		1996		1997		1590	
CIVIC DEL SOL VTEC 16V	D16Y7		1996			GASOLINA	1590	106
CIVIC DEL SOL VTEC 16V	D16Y8		1996			GASOLINA	1590	125
CIVIC DX 16V	D16Y7		1996		2000		1590	
CIVIC EX VTEC 16V	D16Y8		1996		2000		1590	
CIVIC LX 16V	D16Y7		1996		2000		1590	
CIVIC SI VTEC 16V	D16Y8		1996		1998		1590	
CIVIC VALUE PACKAGE 16V	D16Y7		1999		1999		1590	
CIVIC VTEC-E 16V	D16Y5		1996		1998	GASOLINA	1590	115
CRX 16V	D16Y2		1996		1998	GASOLINA	1590	114
CRX 16V	D16Y6		1996		1998	GASOLINA	1590	114
CRX 16V	D16Y8		1996		1998	GASOLINA	1590	125
CRX VTEC 16V	D16Y2		1996		1998	GASOLINA	1590	114
CRX VTEC 16V	D16Y6		1996		1998	GASOLINA	1590	114
CRX VTEC 16V (SOHC)	D16Y8		1996		1998	GASOLINA	1590	125
ACCORD 16V	D16B6	12	1999	2	2002	GASOLINA	1590	116
ACCORD VII 16V	D16B7	10	1998	12	2002	GASOLINA	1590	107
CIVIC AERODECK 16V	D16B2	1	1998	12	1998	GASOLINA	1590	110
CIVIC AERODECK 16V (SOHC)	D16W3		1999			GASOLINA	1590	110
CIVIC 16V	D16Y		1999			GASOLINA	1590	125
CIVIC COUPE VTEC 16V	D16Y		1999			GASOLINA	1590	125
CIVIC V AERODECK VTEC 16V	D16W4	11	1998	10	2000	GASOLINA	1590	125
CIVIC VTEC 16V (SOHC)	D16Y		1999			GASOLINA	1590	125
HR-V 16V (SOHC)	D16W1	3	1999		2005	GASOLINA	1590	105
HR-V 16V (SOHC)	D16W2	3	1999		2005	GASOLINA	1590	105
CIVIC VTEC 16V (SOHC)	D16V3		2001			GASOLINA	1590	110
CIVIC DEL SOL VTEC 16V	B16A2		1992			GASOLINA	1595	160
CIVIC DEL SOL VTEC VTEC 16V	B16A3		1994		1995		1590	
CIVIC SI VTEC 16V	B16A2		1999		2000		1595	
CIVIC V COUPE VTEC 16V	B16A2	4	1999	12	2000	GASOLINA	1595	160
CIVIC VTI VTEC 16V	B16A1		1991		2000	GASOLINA	1595	160
CIVIC VTI VTEC 16V	B16A2		1991			GASOLINA	1595	160
CRX VT VTEC 16V	B16A2		1992		1995	GASOLINA	1595	150
CRX VT VTEC 16V	B16A3		1992		2000	GASOLINA	1595	160
DEL SOL VTEC 16V (DOHC)	B16A3		1992		2000	GASOLINA	1595	160
CIVIC 16V	D17Z1		2000		2006	GASOLINA	1668	125
CIVIC 16V	D17Z5		2005			GASOLINA	1668	125
CIVIC LX 16V (Brasil) (SOHC)	D17Z2		2001			GASOLINA	1668	115
CIVIC COUPE VTEC 16V	D17A5	6	2001			GASOLINA	1668	125
CIVIC EX VTEC 16V	D17Z3		2001			GASOLINA	1668	130
CIVIC VI VTEC 16V	D16W9		2001			GASOLINA	1668	125
CIVIC VTEC 16V	D16W8	2	2001			GASOLINA	1668	125
CIVIC VTEC 16V	D17A5	6	2001			GASOLINA	1668	125
CIVIC VTEC 16V (SOHC)	D17Z4		2002			GASOLINA	1668	130
CIVIC	D17Z3 1.7 16V		2001			GASOLINA		
CIVIC VTI VTEC 16V (DOHC)	B18C1		1997		2000	GASOLINA	1797	170
INTEGRA TYPE-R VTEC 16V (DOHC)	B18C6	11	1997	10	2001	GASOLINA	1797	190




				IMAGEM DA JUNTA DO CABEÇOTE
	CÓDIGO MAHLE	CÓDIGO METAL LEVE		
75,00 75,00 75,00 75,00 75,00 75,00 75,00 75,00 75,00 75,00 75,00 75,00 75,00 75,00 75,00 75,00 75,00 75,00 75,00	JAC0510700/4* JUNTA TAMPA DO CÂRTER JS0510700/4* JM51660/4 C/RET. JC51660/4	JAC9363/4* JUNTA TAMPA DO CÂRTER J&RS-9363/4* J&RMR-9336/4 C/RET. J&RC-9336/4		
75,00 75,00 75,00 75,00	JAC0510700/4* JUNTA TAMPA DO CÂRTER	JAC9363/4* JUNTA TAMPA DO CÂRTER		
75,00 75,00 75,00 75,00	JAC0510700/4* JUNTA TAMPA DO CÂRTER	JAC9363/4* JUNTA TAMPA DO CÂRTER		
75,00	JS0510700/4*	J&RS-9363/4*		
75,00	JAC0510700/4* JUNTA TAMPA DO CÂRTER JS0510700/4*	JAC9363/4* JUNTA TAMPA DO CÂRTER J&RS-9363/4*		
75,00	JAC0510700/4* JUNTA TAMPA DO CÂRTER	JAC9363/4* JUNTA TAMPA DO CÂRTER		
81,00 81,00 81,00 81,00 81,00 81,00 81,00 81,00	JC0510710/4*	J&RC-9474/4*		
75,00 75,00 75,00	JAC0510700/4* JUNTA TAMPA DO CÂRTER JM51630/4 C/RET. JS51630/4 C/RET. JC51630/4	JAC9363/4* JUNTA TAMPA DO CÂRTER J&RMR-9333/4 C/RET. J&RS-9333/4 C/RET. J&RC-9333/4		
75,00 75,00 75,00 75,00 75,00	JAC0510700/4* JUNTA TAMPA DO CÂRTER JS0510740/4*	JAC9363/4* JUNTA TAMPA DO CÂRTER J&RS-9496/4*		
75,00	JM51650/4 C/RET. JS51650/4 C/RET. JC51650/4	J&RMR-9335/4 C/RET. J&RS-9335/4 C/RET. J&RC-9335/4		
81,00	JC0510710/4*	J&RC-9474/4*		
81,00	JC0510710/4*	J&RC-9474/4*		



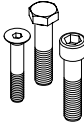
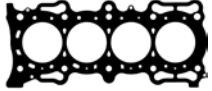



Descrição do Produto / Radical MAHLE / Radical Metal Leve: Junta do Coletor de Escape / JA / JA ;
 Junta do Coletor de Admissão / JAA / JAA; Junta do Coletor de Admissão e Escape / JAAE / JAAE;
 Junta do Câster / JAC / JAC; Junta da Tampa de Válvulas / JAV / JAV; Junta da Válvula Termostática / JAVT / JAVT;
 Junta do Cabeçote / JC / J&RC; Jogo de Juntas Inferior do Motor / JI / J&RI; Jogo de Juntas do Motor / JM / J&RM;
 Jogo de Juntas Superior do Motor / JS / J&RS; Jogo de Parafusos do Cabeçote / PF / PF;
 * Itens sob Consulta

		MÊS ANO					C.C.	POTÊNCIA (CV)
		→			←			
CIVIC V AERODECK VTEC 16V (DOHC)	B18C4	4	1998	2	2001	GASOLINA	1797	169
ACCORD 16V (SOHC)	F18A2	9	1989	8	1998	GASOLINA	1850	99/115
ACCORD 16V (SOHC)	F18A3		1993		1994	GASOLINA	1850	116
ACCORD VTEC 16V ACCORD VTEC 16V (SOHC)	F18B2 F18B3		1999 1999			GASOLINA GASOLINA	1850 1850	136 136
CR-V 16V CR-V 16V CR-V 16V CR-V EX 16V CR-V LX 16V CR-V SE 16V (DOHC)	B20B9 B20Z1 B20Z3 B20Z2 B20Z2 B20Z2	1 1 1 1 1 1	1999 1999 1999 1999 1999 2000	2 2 2 2 2001 2001	2002 2002 2002 2001 2001 2001	GASOLINA GASOLINA GASOLINA GASOLINA GASOLINA GASOLINA	1973 1973 1973 1972 1972 1972	128 147 147
ACCORD 16V ACCORD 16V ACCORD 16V ACCORD 16V ACCORD 16V ACCORD 16V ACCORD 16V (SOHC)	F20A2 F20A3 F20A4 F20A5 F20A6 F20A7 F20A8	1 1 1 1 1 1 1	1990 1990 1990 1990 1990 1992 1990	3 3 3 3 3 9 3	1993 1993 1993 1993 1993 1993 1993	GASOLINA GASOLINA GASOLINA GASOLINA GASOLINA GASOLINA GASOLINA	1997 1997 1997 1997 1997 1997 1997	112 112 135 135 112 133 135
PRELUDE IV 16V (SOHC)	F20A4	2	1992	9	1996	GASOLINA	1997	133
ACCORD 16V ACCORD 16V (SOHC)	F20Z1 F20Z2	3 3	1993 1993	1 1	1996 1996	GASOLINA GASOLINA	1997 1997	131 116
ACCORD AERODECK 16V ACCORD COUPE 16V ACCORD WAGON 16V (SOHC)	F20B3 F20B3 F20B3	9 9	1993 1993 1996	2 2 2	1998 1998 1998	GASOLINA GASOLINA GASOLINA	1997 1997 1997	136 136 136
ACCORD AERODECK 16V ACCORD COUPE 16V (SOHC)	F20B3 F20B3		1994 1994		1997 1997	GASOLINA GASOLINA	1997 1997	137 137
PRELUDE 16V (SOHC)	F20A4		1997		1999	GASOLINA	1997	133
ACCORD COUPE VTEC 16V (SOHC)	F20B5		1998		1999	GASOLINA	1997	147
ACCORD 16V ACCORD 16V (SOHC)	F20B2 F20B4	10	1998 1999	9	2002 2003	GASOLINA GASOLINA	1997 1997	150 180
ACCORD COUPE VTEC 16V (SOHC)	F20B7	2	1998	6	2003	GASOLINA	1997	147
ACCORD VTEC 16V (SOHC)	F20B6	9	1998			GASOLINA	1997	147
ACCORD 16V ACCORD 16V ACCORD DX 16V ACCORD EX 16V ACCORD EX 16V ACCORD IV 16V ACCORD IV 16V ACCORD IV 16V ACCORD LX 16V PRELUDE 16V PRELUDE S 16V (SOHC)	F22A1 F22A4 F22A1 F22A1 F22A4 F22A6 F22A7 F22A8 F22A1 F22A1 F22A1 F22A1	5 1 1	1990 1990 1990 1990 1990 1992 1991 1991 1991 1992 1992 1992	12 12 12	1993 1993 1992 1991 1991 1994 1993 1993 1992 1996 1996	GASOLINA GASOLINA GASOLINA GASOLINA GASOLINA GASOLINA GASOLINA GASOLINA GASOLINA GASOLINA	2156 2156 2156 2156 2156 2156 2156 2156 2156 2156 2156 2156	130 130 140 150 147 135
ACCORD AERODECK 16V ACCORD COUPE 16V ACCORD COUPE 16V ACCORD COUPE 16V ACCORD WAGON 16V SHUTTLE 16V (SOHC)	F22B5 F22B2 F22B4 F22B5 F22B4 F22B8	9	1994 1993 1996 1994 1996 1995	2	1997 1998 1997 1997 1997 1997	GASOLINA GASOLINA GASOLINA GASOLINA GASOLINA GASOLINA	2156 2156 2156 2156 2156 2156	150 150 150 150 150 150
ACCORD AERODECK 16V ACCORD COUPE 16V ACCORD WAGON 16V (SOHC)	F22B5 F22B5 F22B5	9 9	1993 1993 1996	2 2 2	1998 1998 1998	GASOLINA GASOLINA GASOLINA	2156 2156 2156	150 150 150




				IMAGEM DA JUNTA DO CABEÇOTE
	CÓDIGO MAHLE	CÓDIGO METAL LEVE		
81,00	JC0510710/4*	J&RC-9474/4*		
85,00	JAV0510760/4* JUNTA TAMPA VÁLVULA	JAV9498/4* JUNTA TAMPA VÁLVULA		
85,00	JAV0510760/4* JUNTA TAMPA VÁLVULA	JAV9498/4* JUNTA TAMPA VÁLVULA		
85,00 85,00	JAV0510720/4* JUNTA TAMPA VÁLVULA	JAV9476/4* JUNTA TAMPA VÁLVULA		
84,00 84,00 84,00 84,00 84,00 84,00	JS0510730/4*	J&RS-9495/4*		
85,00 85,00 85,00 85,00 85,00 85,00	JAV0510760/4* JUNTA TAMPA VÁLVULA	JAV9498/4* JUNTA TAMPA VÁLVULA		
85,00	JAV0510760/4* JUNTA TAMPA VÁLVULA	JAV9498/4* JUNTA TAMPA VÁLVULA		
85,00 85,00	JAV0510760/4* JUNTA TAMPA VÁLVULA	JAV9498/4* JUNTA TAMPA VÁLVULA		
85,00 85,00 85,00	JAV0510760/4* JUNTA TAMPA VÁLVULA	JAV9498/4* JUNTA TAMPA VÁLVULA		
85,00 85,00	JAV0510760/4* JUNTA TAMPA VÁLVULA JM0510760/4*	JAV9498/4* JUNTA TAMPA VÁLVULA J&RM-9498/4*		
85,00	JAV0510760/4* JUNTA TAMPA VÁLVULA	JAV9498/4* JUNTA TAMPA VÁLVULA		
85,00	JAV0510720/4* JUNTA TAMPA VÁLVULA	JAV9476/4* JUNTA TAMPA VÁLVULA		
85,00 85,00	JAV0510720/4* JUNTA TAMPA VÁLVULA	JAV9476/4* JUNTA TAMPA VÁLVULA		
85,00	JAV0510720/4* JUNTA TAMPA VÁLVULA	JAV9476/4* JUNTA TAMPA VÁLVULA		
85,00	JAV0510720/4* JUNTA TAMPA VÁLVULA	JAV9476/4* JUNTA TAMPA VÁLVULA		
85,00 85,00 85,00 85,00 85,00 85,00 85,00 85,00 85,00 85,00	JAV0510760/4* JUNTA TAMPA VÁLVULA	JAV9498/4* JUNTA TAMPA VÁLVULA		
85,00 85,00 85,00 85,00 85,00 85,00	JAV0510760/4* JUNTA TAMPA VÁLVULA JM0510760/4*	JAV9498/4* JUNTA TAMPA VÁLVULA J&RM-9498/4*		
85,00 85,00 85,00	JAV0510760/4* JUNTA TAMPA VÁLVULA	JAV9498/4* JUNTA TAMPA VÁLVULA		



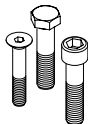


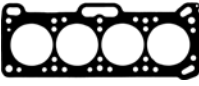

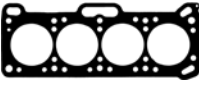

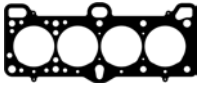





Descrição do Produto / Radical MAHLE / Radical Metal Leve: Junta do Coletor de Escape / JA / JA ;
 Junta do Coletor de Admissão / JAA / JAA; Junta do Coletor de Admissão e Escape / JAAE / JAAE;
 Junta do Carter / JAC / JAC; Junta da Tampa de Válvulas / JAV / JAV; Junta da Válvula Termostática / JAVT / JAVT;
 Junta do Cabeçote / JC / J&RC; Jogo de Juntas Inferior do Motor / JI / J&RI; Jogo de Juntas do Motor / JM / J&RM;
 Jogo de Juntas Superior do Motor / JS / J&RS; Jogo de Parafusos do Cabeçote / PF / PF;
 * Itens sob Consulta

		MÊS ANO				C.C.	POTÊNCIA (CV)
		→		←			
ACCORD VTEC 16V ACCORD EX VTEC 16V ACCORD EX-R VTEC 16V ACCORD WAGON 16V PRELUDE VTEC 16V (SOHC)	F22B1 F22B1 F22B1 F22B1 F22B1	1994 1994 1996 1994 1994	8 1998 1997 1997 1997	1998 1997 1997 1997	GASOLINA GASOLINA GASOLINA	2156 2156 2156 2156 2156	130/145 130/145 150
PRELUDE 16V (SOHC)	F22A2	1997	12	1999	GASOLINA	2156	185
ACCORD EX VTEC 16V ACCORD LX VTEC 16V ACCORD SE VTEC 16V ACCORD VTEC 16V ACCORD VTEC 16V ACCORD VTEC 16V ACCORD VTEC 16V ACCORD VTEC 16V ACCORD VTEC 16V ODYSSEY EX VTEC 16V ODYSSEY LX VTEC 16V ODYSSEY VTEC 16V ODYSSEY VTEC 16V SHUTTLE VTEC 16V SHUTTLE VTEC 16V (SOHC)	F23A4 F23A4 F23A4 F23A1 F23A2 F23A3 F23A4 F23Z5 F23A7 F23A7 F23A7 F23A8 F23A7 F23A8 F23A7 F23A8	2001 2001 2002 3 1997 10 1997 10 1997 1 2001 1 2001 1 1998 1998 1998 10 1997 10 1997 10 1997 10 1997	1 1999 6 2002 6 2002 6 2002 12 2002 12 2002 1998 1998 1998 6 2002 6 2002 6 2002 6 2002	2002 2002 2002 1999 2002 2002 2002 2002 1998 1998 2002 2002 2002 2002 2002 2002	GASOLINA GASOLINA GASOLINA GASOLINA GASOLINA GASOLINA GASOLINA GASOLINA GASOLINA GASOLINA GASOLINA GASOLINA GASOLINA GASOLINA GASOLINA GASOLINA	2254 2254 2254 2254 2254 2254 2254 2254 2234 2234 2254 2254 2254 2254 2254 2254	150 150 150 150 150 150 150 2234 2234 150 150 150 150 150
ACCORD VII 16V (SOHC)	F23A6	2 1998			GASOLINA	2254	160
PASSPORT EX 24V PASSPORT LX 24V PASSPORT V6 24V (SOHC)	6VD1 6VD1 6VD1	1994 1994 1994		1995 1995 1995	GASOLINA	3165 3165 3165	175
PASSPORT EX 24V PASSPORT LX 24V PASSPORT V6 24V (SOHC)	6VD1 6VD1 6VD1	1996 1996 1996		1997 1997 1997	GASOLINA	3165 3165 3165	190




				IMAGEM DA JUNTA DO CABEÇOTE
	CÓDIGO MAHLE	CÓDIGO METAL LEVE		
85,00 85,00 85,00 85,00 85,00	JAV0510720/4* JUNTA TAMPA VÁLVULA JM0510720/4* JS0510720/2*	JAV9476/4* JUNTA TAMPA VÁLVULA J&RM-9476/4* J&RS-9476/4*		
85,00	JAV0510760/4* JUNTA TAMPA VÁLVULA	JAV9498/4* JUNTA TAMPA VÁLVULA		
86,00 86,00 86,00 86,00 86,00 86,00 86,00 86,00 86,00 86,00 86,00 86,00	JAV0510720/4* JUNTA TAMPA VÁLVULA JS0510770/4*	JAV9476/4* JUNTA TAMPA VÁLVULA J&RS-9499/4*		
86,00	JAV0510720/4* JUNTA TAMPA VÁLVULA	JAV9476/4* JUNTA TAMPA VÁLVULA		
93,40 93,40 93,40	JC0510780/4* JM0510780/4*	J&RC-9500/4* J&RM-9500/4*		
93,40 93,40 93,40	JC0510780/4*	J&RC-9500/4*		



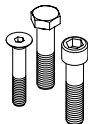





Descrição do Produto / Radical MAHLE / Radical Metal Leve: Junta do Coletor de Escape / JA / JA ;
 Junta do Coletor de Admissão / JAA / JAA; Junta do Coletor de Admissão e Escape / JAAE / JAAE;
 Junta do Câster / JAC / JAC; Junta da Tampa de Válvulas / JAV / JAV; Junta da Válvula Termostática / JAVT / JAVT;
 Junta do Cabeçote / JC / J&RC; Jogo de Juntas Inferior do Motor / JI / J&RI; Jogo de Juntas do Motor / JM / J&RM;
 Jogo de Juntas Superior do Motor / JS / J&RS; Jogo de Parafusos do Cabeçote / PF / PF;
 * Itens sob Consulta

		MÊS ANO				C.C.	POTÊNCIA (CV)	
		→		←				
SANTRO 12V (SOHC)	G4HC		1997		GASOLINA	999	56	
ATOS 12V ATOS PRIME 12V (SOHC)	G4HC G4HC		1998 1999	12 12	2003 2003	GASOLINA GASOLINA	999 999	56 55
EXCEL CX EXCEL CXL EXCEL GL 8V EXCEL GLS 8V EXCEL GS 8V EXCEL L PONY GLS GLORY PONY L SCOUPE BASE 8V SCOUPE LS 8V			1993 1992 1986 1986 1991 1991 1986 1986 1991 1991		1994 1994 1994 1991 1994 1992 1986 1986 1992 1992		1468 1468 1468 1468 1468 1468 1468 1468 1468 1468	
EXCEL EXCEL BASE 8V EXCEL GL 8V EXCEL GLS 8V EXCEL GS 8V SCOUPE BASE 8V SCOUPE LS 8V (SOHC)	G4AJ		1986 1986 1986 1986 1991 1991 1991		1994 1994 1994 1991 1994 1992 1992	GASOLINA	1468 1468 1468 1468 1468 1468 1468	74/84
PONY PONY GLS GLORY PONY L (SOHC)	G4J		1986 1986 1986		1994 1986 1986	GASOLINA	1468 1468 1468	77/84
LANTRA S-COUPE SCOUPE BASE 8V SCOUPE LS 8V (SOHC)	G4J G4J		1986 1989 1991 1991		1995 1992 1992 1992	GASOLINA GASOLINA	1468 1468 1468 1468	75/84 74/84
ACCENT 16V ACCENT GT 16V (DOHC)	G4K	12	1996 1996		1997	GASOLINA	1495 1495	99
ELANTRA 16V LANTRA 16V (DOHC)	G4CR G4CR		1993 1993		1995 1995	GASOLINA GASOLINA	1595 1595	104/112 104/112
COUPE 16V ELANTRA 16V LANTRA 16V (DOHC)	G4DR G4DR		1997 1996 1995	6 6 6	2000 2000 2000	GASOLINA GASOLINA GASOLINA	1599 1599 1599	114 84 114
ELANTRA 16V (DOHC)	G4GR	4	1998			GASOLINA	1599	114
COUPE 16V ELANTRA 16V LANTRA 16V (DOHC)	G4DM G4DM		1996 1996 1995	9	2001 1997 1997	GASOLINA GASOLINA GASOLINA	1795 1795 1795	128 128 128
ELANTRA 16V ELANTRA BASE 16V ELANTRA GL 16V ELANTRA GLS 16V TIBURON 16V TIBURON BASE 16V TIBURON BASE 16V TIBURON FX 16V (DOHC)	G4GM G4DM G4GM		1996 1996 1996 1996 1996 1997 1997 1997		2001 1997 1997 1997 1997 1997 1997	GASOLINA GASOLINA	1795 1795 1795 1795 1795 1795 1795 1795	95 128
ELANTRA 16V (DOHC)	G4GB	6	2000	8	2002	GASOLINA	1795	122
LAVITA 16V MATRIX 16V (DOHC)	G4GB2	5 9	2001 2001	8	2002 2004	GASOLINA GASOLINA	1795 1795	123 132
ELANTRA 16V LANTRA 16V (DOHC)	G4CN G4CN		1993 1993		1995 1995	GASOLINA GASOLINA	1836 1836	126 126
LANTRA (SOHC)	XUD9		1998			DIESEL	1905	68
COUPE 16V LANTRA 16V TIBURON FX 16V (DOHC)	G4GF G4GF		1996 1997 1997	7	1999 2000 1997	GASOLINA GASOLINA	1975 1975 1975	138 138




				IMAGEM DA JUNTA DO CABEÇOTE
	CÓDIGO MAHLE	CÓDIGO METAL LEVE		
66,00	JC2080030/4 JM2080030/4* JS2080030/4*	J&RC-9505/4 J&RM-9505/4* J&RS-9505/4*		
66,00 66,00	JC2080030/4 JM2080030/4* JS2080030/4*	J&RC-9505/4 J&RM-9505/4* J&RS-9505/4*		
0,00 0,00 75,50 75,50 75,50 0,00 0,00 0,00 75,50 75,50	JM0100590/4*	J&RM-9446/4*		
75,50 75,50 75,50 75,50 75,50 75,50 75,50	JM0100590/4*	J&RM-9446/4*		
75,50 0,00 0,00	JM0100590/4*	J&RM-9446/4*		
75,50 75,50 75,50 75,50	JM0100590/4*	J&RM-9446/4*		
75,50 75,50	JM2080020/4* JS2080020/4*	J&RM-9504/4* J&RS-9504/4*		
82,30 82,30	JM2080000/4* JS2080000/4	J&RM-9502/4* J&RS-9502/4		
77,40 77,40 77,40			PF2080080*	
77,40			PF2080080*	
82,00 82,00 82,00	JC2080010/4*	J&RC-9503/4*	PF2080080*	
82,00 81,50 81,50 81,50 82,00 81,50 81,50 82,00	JC2080010/4*	J&RC-9503/4*	PF2080080*	
82,00			PF2080080*	
82,00 82,00			PF2080080*	
81,50 81,50	JM2080000/4* JS2080000/4	J&RM-9502/4* J&RS-9502/4		
83,00	JS0440200/4* S/ JUNTA CABEÇOTE	J&RS-2377/4* S/ JUNTA CABEÇOTE	PF0440012*	
82,00 82,00 82,00	JC2080010/4*	J&RC-9503/4*	PF2080080*	



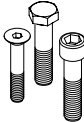


Descrição do Produto / Radical MAHLE / Radical Metal Leve: Junta do Coletor de Escape / JA / JA ;
 Junta do Coletor de Admissão / JAA / JAA; Junta do Coletor de Admissão e Escape / JAAE / JAAE;
 Junta do Carter / JAC / JAC; Junta da Tampa de Válvulas / JAV / JAV; Junta da Válvula Termostática / JAVT / JAVT;
 Junta do Cabeçote / JC / J&RC; Jogo de Juntas Inferior do Motor / JI / J&RI; Jogo de Juntas do Motor / JM / J&RM;
 Jogo de Juntas Superior do Motor / JS / J&RS; Jogo de Parafusos do Cabeçote / PF / PF;
 * Itens sob Consulta

		MÊS ANO					C.C.	POTÊNCIA (CV)
		→		←				
TIBURON 16V TIBURON FX 16V (DOHC)	G4GF		1997 1997		1997	GASOLINA	1975 1975	140
ELANTRA 16V (DOHC)	G4GC	6	2000	8	2002	GASOLINA	1975	141
COUPE 16V TIBURON 16V (USA) (DOHC)	G4GC	9 9	2001 2001	9 9	2002 2002	GASOLINA GASOLINA	1975 1975	143 143
i30 16V TUCSON 16V TUCSON 25TH ANNIVERSARY EDITION 16V TUCSON GL 16V TUCSON GLS 16V TUCSON L 16V TUCSON LIMITED 16V (DOHC)	G4GC-G G4GC	5 4	2007 2004 2009 2005 2007 2008 2008		2011 2009 2009 2009 2009 2009 2009	GASOLINA GASOLINA	1975 1975 1975 1975 1975 1975 1975	143 144
COUPE 16V TIBURON 16V (DOHC)	G4GC-G G4GC-G	9 9	2006 2006	10 10	2008 2008	GASOLINA GASOLINA	1975 1975	136 143
SONATA 16V SONATA BASE 16V SONATA GL 16V SONATA GLS 16V (DOHC)	G4CP		1992 1992 1992 1992		1993 1994 1994 1994	GASOLINA	1997 1997 1997 1997	127
SANTAMO 16V SONATA 16V SONATA BASE 16V SONATA GL 16V (DOHC)	G4CP G4CP G4CP G4CP	9 7	1998 1994 1998 1998		1999 1998 1998	GASOLINA GASOLINA	1997 1997 1997 1997	139 136
H100 D H100 D (SOHC)	D4BA D4BAX		1993		1998	DIESEL DIESEL	2476 2476	75 75
H1 H1 TD H100 (AU) H100 TD (SOHC)	D4BF D4BH D4BF D4BH	4	1997 1998 1996 1998		2002 2002 2001 2002	DIESEL DIESEL DIESEL DIESEL	2476 2476 2476 2476	80 85 80 85
GALLOPER TD H1 TCI LIBERO LIBERO LIBERO TCI (SOHC)	D4BH 4D56TCI D4BF D4BH 4D56	7 7 9	1998 1997 2000 2000 2006	12 12	2000 2006 2006	DIESEL DIESEL DIESEL DIESEL DIESEL	2476 2476 2476 2476 2476	85 100 80 80 100
H1 H100 (AU) H100 (AU-M) H100 D (SOHC)	D4BB D4BB D4BB D4BB	4 9	1997 1996 1999 1998		2002 2002 2002 2002	DIESEL DIESEL DIESEL DIESEL	2607 2607 2607 2607	85 85
GALLOPER V6 12V SONATA V6 12V (SOHC)	G6AT G6AT		1998 1992		1998	GASOLINA GASOLINA	2972 2972	161
CENTENNIAL V6 24V TERRACAN V6 24V XG V6 24V (USA-Canadá) (DOHC)	G6CV 6G74	6 7 9	2000 2001 2001	10	2006	GASOLINA GASOLINA GASOLINA	3497 3497 3497	230 195 195




				IMAGEM DA JUNTA DO CABEÇOTE
	CÓDIGO MAHLE	CÓDIGO METAL LEVE		
82,00 82,00	JC2080010/4*	J&RC-9503/4*	PF2080080*	
82,00			PF2080080*	
82,00 82,00			PF2080080*	
82,00 82,00 82,00 82,00 82,00 82,00 82,00			PF2080080*	
82,00 82,00			PF2080080*	
85,00 82,00 82,00 82,00	JC0100560/4*	J&RC-9440/4*		
85,00 85,00 82,00 82,00	JC0100560/4* JS2080040/4*	J&RC-9440/4* J&RS-9506/4*		
91,10	JAAE1950010/4* ADMISSÃO / ESCAPE JAV1950010/4* JUNTA TAMPA VÁLVULA JS1950010/4 S/ JUNTA CABEÇOTE	JAAE9115/4* ADMISSÃO / ESCAPE JAV9115/4* JUNTA TAMPA VÁLVULA J&RS-9115/4 S/ JUNTA CABEÇOTE		
91,10 91,10 91,10 91,10	JAAE1950010/4* ADMISSÃO / ESCAPE JAV1950010/4* JUNTA TAMPA VÁLVULA JS1950010/4 S/ JUNTA CABEÇOTE	JAAE9115/4* ADMISSÃO / ESCAPE JAV9115/4* JUNTA TAMPA VÁLVULA J&RS-9115/4 S/ JUNTA CABEÇOTE		
91,10 91,10 91,10 91,10 91,10	JAAE1950010/4* ADMISSÃO / ESCAPE JAV1950010/4* JUNTA TAMPA VÁLVULA JS1950010/4 S/ JUNTA CABEÇOTE	JAAE9115/4* ADMISSÃO / ESCAPE JAV9115/4* JUNTA TAMPA VÁLVULA J&RS-9115/4 S/ JUNTA CABEÇOTE		
91,10 91,10 91,10 91,10	JAAE1950010/4* ADMISSÃO / ESCAPE JAV1950010/4* JUNTA TAMPA VÁLVULA JS1950010/4 S/ JUNTA CABEÇOTE	JAAE9115/4* ADMISSÃO / ESCAPE JAV9115/4* JUNTA TAMPA VÁLVULA J&RS-9115/4 S/ JUNTA CABEÇOTE		
91,10 91,10	JAV0100580/6* JUNTA TAMPA VÁLVULA JC0100580/6*	JAV9444/6* JUNTA TAMPA VÁLVULA J&RC-9444/6*		
93,00 93,00 93,00	JM2080050/4* JS2080050/4*	J&RM-9507/4* J&RS-9507/4*		



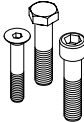


Descrição do Produto / Radical MAHLE / Radical Metal Leve: Junta do Coletor de Escape / JA / JA ;
 Junta do Coletor de Admissão / JAA / JAA; Junta do Coletor de Admissão e Escape / JAAE / JAAE;
 Junta do Câter / JAC / JAC; Junta da Tampa de Válvulas / JAV / JAV; Junta da Válvula Termostática / JAVT / JAVT;
 Junta do Cabeçote / JC / J&RC; Jogo de Juntas Inferior do Motor / JI / J&RI; Jogo de Juntas do Motor / JM / J&RM;
 Jogo de Juntas Superior do Motor / JS / J&RS; Jogo de Parafusos do Cabeçote / PF / PF;
 * Itens sob Consulta

		MÊS ANO			c.c.	POTÊNCIA (CV)		
		→	←					
M30 BASE 12V M30 V6 12V (SOHC)	VG30E VG30E	1	1990 1990	12	1992 1993	GASOLINA	2960 2960	164 164
QX4 BASE 12V QX4 V6 12V (SOHC)	VG33E VG33E		1997 1997		2000 2000	GASOLINA	3275 3274	168 168




				IMAGEM DA JUNTA DO CABEÇOTE
	CÓDIGO MAHLE	CÓDIGO METAL LEVE		
87,00 87,00	JC0030120/4	J&RC-9609/4		
91,50 91,50	JC0030500/6* JM0030500/6* JS0030500/6*	J&RC-9604/6* J&RM-9604/6* J&RS-9604/6*		



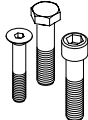
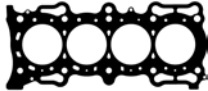







Descrição do Produto / Radical MAHLE / Radical Metal Leve: Junta do Coletor de Escape / JA / JA ;
 Junta do Coletor de Admissão / JAA / JAA; Junta do Coletor de Admissão e Escape / JAAE / JAAE;
 Junta do Câster / JAC / JAC; Junta da Tampa de Válvulas / JAV / JAV; Junta da Válvula Termostática / JAVT / JAVT;
 Junta do Cabeçote / JC / J&RC; Jogo de Juntas Inferior do Motor / JI / J&RI; Jogo de Juntas do Motor / JM / J&RM;
 Jogo de Juntas Superior do Motor / JS / J&RS; Jogo de Parafusos do Cabeçote / PF / PF;
 * Itens sob Consulta

		MÊS ANO			c.c.	POTÊNCIA (CV)		
		→	←					
MINI	CB		1981		1983	GASOLINA	993	52
MINI DE TOMASO TURBO SMALL	CB-T CB		1984 1992			GASOLINA GASOLINA	993 993	72 50
ELBA ELBA MILLE MILLE	146C5.000 146D5.000 159AC 160A1	9 9	1994 1994 1995 1995	12 12	1996 1996	GASOLINA GASOLINA GASOLINA GASOLINA	1372 1372 1372 1372	67 67 69 69
ELBA (INJEÇÃO MULTIPONTO)	149C1.000	8	1992	9	1994	GASOLINA	1498	75
ELBA ELBA	146C6.000 146D6.000	9 9	1994 1994	12 12	1996 1996	GASOLINA GASOLINA	1581 1581	75 75




				IMAGEM DA JUNTA DO CABEÇOTE
	CÓDIGO MAHLE	CÓDIGO METAL LEVE		
76,00	JC2020400/3*	J&RC-9448/3*		
76,00 76,00	JC2020400/3*	J&RC-9448/3*		
80,50 80,50 80,50 80,50			PF0440011*	
86,40			PF0440011*	
86,40 86,40			PF0440011*	



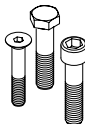


Descrição do Produto / Radical MAHLE / Radical Metal Leve: Junta do Coletor de Escape / JA / JA ;
 Junta do Coletor de Admissão / JAA / JAA; Junta do Coletor de Admissão e Escape / JAAE / JAAE;
 Junta do Câster / JAC / JAC; Junta da Tampa de Válvulas / JAV / JAV; Junta da Válvula Termostática / JAVT / JAVT;
 Junta do Cabeçote / JC / J&RC; Jogo de Juntas Inferior do Motor / JI / J&RI; Jogo de Juntas do Motor / JM / J&RM;
 Jogo de Juntas Superior do Motor / JS / J&RS; Jogo de Parafusos do Cabeçote / PF / PF;
 * Itens sob Consulta

		MÊS ANO			C.C.	POTÊNCIA (CV)
		→	←			
OASIS 16V OASIS LS 16V OASIS S 16V (SOHC)	RJ1 F22B6 F22B6	1995 1996 1996	1997 1997 1997	GASOLINA	2156 2156 2156	140
MOTOR INDUSTRIAL				DIESEL	2238	35
OASIS LS VTEC 16V OASIS LS VTEC 16V OASIS S VTEC 16V OASIS S VTEC 16V OASIS VTEC 16V (SOHC)	F23A7 F23A7 F23A	1998 1998 1998 1998 1998	1999 1999 1999 1999	GASOLINA	2234 2254 2234 2254 2254	150
CAMPO D TROOPER TD	4JG2 4JG2TC	1992 1991	1998	DIESEL DIESEL	3059 3059	105 125
TROOPER LIMITED 24V TROOPER LS 24V TROOPER RS 24V TROOPER SPORT 24V (DOHC)	6VD1 6VD1 6VD1 6VD1	1995 1992 1993 1992	1995 1994 1995 1995	GASOLINA	3165 3165 3165 3165	193
RODEO LS 24V RODEO S 24V RODEO SPORT 24V TROOPER 24V TROOPER LS 24V TROOPER S 24V (SOHC)	6VD1 6VD1 6VD1 6VD1 6VD1 6VD1	1993 1993 1992 1992 1995 1992	1995 1995 1995 1995 1995	GASOLINA GASOLINA	3165 3165 3165 3165 3165 3165	175 175
RODEO LS 24V RODEO S 24V RODEO SPORT 24V TROOPER 24V TROOPER LS 24V TROOPER LTD 24V TROOPER S 24V TROOPER SE 24V (SOHC)	6VD1 6VD1 6VD1 6VD1 6VD1 6VD1 6VD1 6VD1	1996 1996 1996 1996 1996 1997 1996 1996	1997 1997 1997 1997 1997	GASOLINA GASOLINA	3165 3165 3165 3165 3165 3165 3165 3165	190 190
HOMBRE S VORTEC 12V HOMBRE V6 HOMBRE XS VORTEC 12V (OHV)	262Cid (LU3) 262Cid (LU3)	1997 1997 1997	1999 2000 1999	GASOLINA	4294 4294 4294	180




				IMAGEM DA JUNTA DO CABEÇOTE
	CÓDIGO MAHLE	CÓDIGO METAL LEVE		
82,00 85,00 85,00	JAV0510760/4* JUNTA TAMPA VÁLVULA JM0510760/4*	JAV9498/4* JUNTA TAMPA VÁLVULA J&RM-9498/4*		
88,00	JM0240100/4*	J&RM-9512/4*		
86,00 86,00 86,00 86,00 86,00	JAV0510720/4* JUNTA TAMPA VÁLVULA JS0510770/4*	JAV9476/4* JUNTA TAMPA VÁLVULA J&RS-9499/4*		
95,40 95,40	JC0240110/4* 1,70	J&RC-9513/4* 1,70		
93,40 93,40 93,40 93,40	JC0510780/4*	J&RC-9500/4*		
93,40 93,40 93,40 93,40 93,40 93,40	JC0510780/4* JM0510780/4*	J&RC-9500/4* J&RM-9500/4*		
93,40 93,40 93,40 93,40 93,40 93,40 93,40	JC0510780/4*	J&RC-9500/4*		
101,60 101,60 101,60	JC0141020/6 JM0141020/6 JS0141020/6	J&RC-9412/6 J&RM-9412/6 J&RS-9412/6		



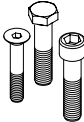





Descrição do Produto / Radical MAHLE / Radical Metal Leve: Junta do Coletor de Escape / JA / JA ;
 Junta do Coletor de Admissão / JAA / JAA; Junta do Coletor de Admissão e Escape / JAAE / JAAE;
 Junta do Câster / JAC / JAC; Junta da Tampa de Válvulas / JAV / JAV; Junta da Válvula Termostática / JAVT / JAVT;
 Junta do Cabeçote / JC / J&RC; Jogo de Juntas Inferior do Motor / JI / J&RI; Jogo de Juntas do Motor / JM / J&RM;
 Jogo de Juntas Superior do Motor / JS / J&RS; Jogo de Parafusos do Cabeçote / PF / PF;
 * Itens sob Consulta

		MÊS ANO			C.C.	POTÊNCIA (CV)
		→	←			
DAILY 30.8 DAILY 32.8 DAILY 35.8 DAILY 40.8 GRINTA (INJEÇÃO INDIRETA) (No: 014802-574315)	8140.61 8140.61 8140.61 8140.61 8140.61	1979 1979 1979 1979 1979	1984 1984 1984 1984 1984	DIESEL DIESEL DIESEL DIESEL DIESEL	2445 2445 2445 2445 2445	70 70 70 70 70
DAILY 28.8 DAILY 30.8 DAILY 32.8 DAILY 35.8 DAILY 40.8 (INJEÇÃO INDIRETA) (No: 574316-1051188)	8140.61 8140.61 8140.61 8140.61 8140.61	1985 1985 1985 1985 1985	5 1989 5 1989 5 1989 5 1989 5 1989	DIESEL DIESEL DIESEL DIESEL DIESEL	2445 2445 2445 2445 2445	70 70 70 70 70
DAILY 30.8 DAILY 35.8 DAILY 40.8 (INJEÇÃO INDIRETA) (No: 1051189>)	8140.61 8140.61 8140.61	6 1989 6 1989 6 1989	1991 1991 1991	DIESEL DIESEL DIESEL	2445 2445 2445	70 70 70
TURBODAILY 35.10 TURBODAILY 45.10 TURBODAILY 49.10 (INJEÇÃO DIRETA) (No: <1015300)	8140.21 8140.21 8140.21	1985 1985 1985	1986 1986 1986	DIESEL DIESEL DIESEL	2445 2445 2445	92 92 92
GRINTA TD TURBODAILY 35.10 TURBODAILY 45.10 TURBODAILY 49.10 (INJEÇÃO DIRETA) (No: 1015301-1050633)	8140.21 8140.21 8140.21 8140.21	1987 1987 1987 1987	5 1989 5 1989 5 1989 5 1989	DIESEL DIESEL DIESEL DIESEL	2445 2445 2445 2445	92 92 92 92
TURBODAILY 35.10 TURBODAILY 45.10 TURBODAILY 49.10 (INJEÇÃO DIRETA) (No: 1050634>)	8140.21 8140.21 8140.21	6 1989 6 1989 6 1989	1991 1991 1991	DIESEL DIESEL DIESEL	2445 2445 2445	92 92 92
TURBODAILY 35.10 (INJEÇÃO INDIRETA)	8140.97	1994	1996	DIESEL	2499	92
DAILY 30.8 DAILY 35.8 (INJEÇÃO INDIRETA)	8140.67F.37 8140.67F.37	1996 1996		DIESEL DIESEL	2499 2499	82 82
DAILY 30.8 DAILY 35.8 DAILY 40.8 DAILY A40.8 (INJEÇÃO DIRETA) (No: 1050634-1307400)	8140.07 8140.07 8140.07 8140.07	1989 1989 1989 1989	8 1990 8 1990 8 1990 8 1990	DIESEL DIESEL DIESEL DIESEL	2499 2499 2499 2499	75 75 75 75
TURBODAILY 35.10 TURBODAILY 45.10 TURBODAILY 49.10 (INJEÇÃO DIRETA) (No: 1050634-1307400)	8140.07 8140.07 8140.07	1989 1989 1989	8 1990 8 1990 8 1990	DIESEL DIESEL DIESEL	2499 2499 2499	103 103 103
DAILY 30.8 DAILY 35.8 DAILY 40.8 DAILY A40.8 (INJEÇÃO DIRETA) (No: 1307401-1815309)	8140.07 8140.07 8140.07 8140.07	9 1990 9 1990 9 1990 9 1990	2 1994 2 1994 2 1994 2 1994	DIESEL DIESEL DIESEL DIESEL	2499 2499 2499 2499	75 75 75 75
TURBODAILY 35.10 TURBODAILY 35.12 TURBODAILY 45.10 TURBODAILY 49.10 TURBODAILY 49.12 TURBODAILY 59.12 (INJEÇÃO DIRETA) (No: 1307401-1815309)	8140.27 8140.47 8140.27 8140.27 8140.47 8140.47	9 1990 9 1990 9 1990 9 1990 9 1990 9 1990	2 1994 2 1994 2 1994 2 1994 2 1994 2 1994	DIESEL DIESEL DIESEL DIESEL DIESEL DIESEL	2499 2499 2499 2499 2499 2499	103 116 103 103 116 116




				IMAGEM DA JUNTA DO CABEÇOTE
	CÓDIGO MAHLE	CÓDIGO METAL LEVE		
93,00 93,00 93,00 93,00 93,00	JAA0010050/4 JUNTA ADMISSÃO	JAA9183/4 JUNTA ADMISSÃO	PF0010017*	
93,00 93,00 93,00 93,00 93,00	JAA0010050/4 JUNTA ADMISSÃO	JAA9183/4 JUNTA ADMISSÃO	PF0010017*	
93,00 93,00 93,00	JAA0010050/4 JUNTA ADMISSÃO JC0010090/4* 1,80	JAA9183/4 JUNTA ADMISSÃO J&RC-9360/4* 1,80	PF0010017*	
93,00 93,00 93,00	JA0010090/4 JUNTADO COLETOR ESCAPE JAA0010050/4 JUNTA ADMISSÃO	JA9360/4 JUNTADO COLETOR ESCAPE JAA9183/4 JUNTA ADMISSÃO	PF0010017*	
93,00 93,00 93,00 93,00	JA0010090/4 JUNTADO COLETOR ESCAPE JAA0010050/4 JUNTA ADMISSÃO	JA9360/4 JUNTADO COLETOR ESCAPE JAA9183/4 JUNTA ADMISSÃO	PF0010017*	
93,00 93,00 93,00	JA0010090/4 JUNTADO COLETOR ESCAPE JAA0010050/4 JUNTA ADMISSÃO	JA9360/4 JUNTADO COLETOR ESCAPE JAA9183/4 JUNTA ADMISSÃO	PF0010017*	
93,00	JA0010090/4 JUNTADO COLETOR ESCAPE JAA0010050/4 JUNTA ADMISSÃO	JA9360/4 JUNTADO COLETOR ESCAPE JAA9183/4 JUNTA ADMISSÃO	PF0010017*	
93,00 93,00	JA0010090/4 JUNTADO COLETOR ESCAPE JAA0010050/4 JUNTA ADMISSÃO JC0010090/4* 1,60 JC0010090/4* 1,70 JC0010090/4* 1,80 JI0010090/4* JM0010110/4* S/ JUNTA CABEÇOTE JS0012400/4* S/ JUNTA CABEÇOTE	JA9360/4 JUNTADO COLETOR ESCAPE JAA9183/4 JUNTA ADMISSÃO J&RC-9360/4* 1,60 J&RC-9360/4* 1,70 J&RC-9360/4* 1,80 J&RI-9360/4* J&RM-9360/4* S/ JUNTA CABEÇOTE J&RS-9536/4* S/ JUNTA CABEÇOTE	PF0010017*	
93,00 93,00 93,00 93,00	JA0010090/4 JUNTADO COLETOR ESCAPE JAA0010050/4 JUNTA ADMISSÃO	JA9360/4 JUNTADO COLETOR ESCAPE JAA9183/4 JUNTA ADMISSÃO	PF0010017*	
93,00 93,00 93,00	JA0010090/4 JUNTADO COLETOR ESCAPE JAA0010050/4 JUNTA ADMISSÃO	JA9360/4 JUNTADO COLETOR ESCAPE JAA9183/4 JUNTA ADMISSÃO	PF0010017*	
93,00 93,00 93,00 93,00	JA0010090/4 JUNTADO COLETOR ESCAPE JAA0010050/4 JUNTA ADMISSÃO	JA9360/4 JUNTADO COLETOR ESCAPE JAA9183/4 JUNTA ADMISSÃO	PF0010017*	
93,00 93,00 93,00 93,00 93,00 93,00	JA0010090/4 JUNTADO COLETOR ESCAPE JAA0010050/4 JUNTA ADMISSÃO	JA9360/4 JUNTADO COLETOR ESCAPE JAA9183/4 JUNTA ADMISSÃO	PF0010017*	



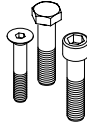




Descrição do Produto / Radical MAHLE / Radical Metal Leve: Junta do Coletor de Escape / JA / JA ;
 Junta do Coletor de Admissão / JAA / JAA; Junta do Coletor de Admissão e Escape / JAAE / JAAE;
 Junta do Carter / JAC / JAC; Junta da Tampa de Válvulas / JAV / JAV; Junta da Válvula Termostática / JAVT / JAVT;
 Junta do Cabeçote / JC / J&RC; Jogo de Juntas Inferior do Motor / JI / J&RI; Jogo de Juntas do Motor / JM / J&RM;
 Jogo de Juntas Superior do Motor / JS / J&RS; Jogo de Parafusos do Cabeçote / PF / PF;
 * Itens sob Consulta

		MÊS ANO			C.C.	POTÊNCIA (CV)	
		→	←				
DAILY 35.8	8140.07	3	1994	1996	DIESEL	2499	75
TURBODAILY 35.10	8140.27	3	1994	1996	DIESEL	2499	103
TURBODAILY 35.12	8140.47	3	1994	1996	DIESEL	2499	116
TURBODAILY 35.12	8140.47R	3	1994	1996	DIESEL	2499	112
TURBODAILY 35.12	8140.47S	3	1994	1996	DIESEL	2499	116
TURBODAILY 40.10	8140.47	3	1994	1996	DIESEL	2499	116
TURBODAILY 40.12	8140.47	3	1994	1996	DIESEL	2499	116
TURBODAILY 45.10	8140.27	3	1994	1996	DIESEL	2499	103
TURBODAILY 49.10	8140.27	3	1994	1996	DIESEL	2499	103
TURBODAILY 49.12	8140.47	3	1994	1996	DIESEL	2499	116
TURBODAILY 49.12	8140.47R	3	1994	1996	DIESEL	2499	112
TURBODAILY 49.12	8140.47S	3	1994	1996	DIESEL	2499	116
TURBODAILY 59.12	8140.47	3	1994	1996	DIESEL	2499	116
TURBODAILY 59.12	8140.47R	3	1994	1996	DIESEL	2499	112
TURBODAILY 59.12 (INJEÇÃO DIRETA) (No: 1815310-1884195)	8140.47S	3	1994	1996	DIESEL	2499	116
TURBODAILY 35.10	8140.47R.2790		1996		DIESEL	2499	112
TURBODAILY 49.10 (INJEÇÃO DIRETA) (No: 1884195>)	8140.47R.2790		1996		DIESEL	2499	112
TURBODAILY 40.10 (4x4) (INJEÇÃO DIRETA) (DISTRIBUIÇÃO POR CORRENTE) (No: <1050633)	8140.27		1987	8 1989	DIESEL	2499	103
TURBODAILY 40.10 (4x4) (INJEÇÃO DIRETA) (DISTRIBUIÇÃO POR CORRENTE) (No: 1050634 -1307400)	8140.27	9	1989	8 1990	DIESEL	2499	103
TURBODAILY 40.10 (4x4) (INJEÇÃO DIRETA) (DISTRIBUIÇÃO POR CORRENTE) (No: 1307400>)	8140.27S	9	1990	1996	DIESEL	2499	103
DAILY 30.8	8140.63		1996		DIESEL	2799	
DAILY 35.8 (INJEÇÃO INDIRETA)	8140.63		1996		DIESEL	2799	
TURBODAILY 30.10	8140.23.37	5	1996		DIESEL	2799	99
TURBODAILY 35.10	8140.23.37	5	1996		DIESEL	2799	99
TURBODAILY 35.12	8140.43.37	5	1996		DIESEL	2799	122
TURBODAILY 45.10	8140.23.37	5	1996		DIESEL	2799	99
TURBODAILY 45.12	8140.43.37	5	1996		DIESEL	2799	122
TURBODAILY 49.10	8140.23.37	5	1996		DIESEL	2799	99
TURBODAILY 49.12	8140.43.37	5	1996		DIESEL	2799	122
TURBODAILY 59.12	8140.43.37	5	1996		DIESEL	2799	122
TURBODAILY A40.10	8140.23.37	5	1996		DIESEL	2799	99
TURBODAILY A40.12	8140.43.37	5	1996		DIESEL	2799	122
TURBODAILY A45.10	8140.23.37	5	1996		DIESEL	2799	99
TURBODAILY A49.10 (INJEÇÃO DIRETA)	8140.23.37	5	1996		DIESEL	2799	99
TURBODAILY 35.10 (4x4)	8140.23.38	5	1996		DIESEL	2799	99
TURBODAILY 40.10 (4x4) (DISTRIBUIÇÃO POR CORRENTE)	8140.23.38	5	1996		DIESEL	2799	99
DAILY CITY JTD	8140.43S		2007		DIESEL	2799	125
100 E15 Eurocargo	8060.25R,8060.25V		1991		DIESEL	5861	143
100 E18 Eurocargo	8060.25R,8060.25V		1991		DIESEL	5861	177
120 E15 Eurocargo	8060.25R,8060.25V		1991		DIESEL	5861	143
120 E18 Eurocargo	8060.25R,8060.25V		1991		DIESEL	5861	177
130 E15 Eurocargo	8060.25R,8060.25V		1991		DIESEL	5861	143
150 E15 Eurocargo	8060.25R,8060.25V		1991		DIESEL	5861	143
170 E15 Eurocargo	8060.25R,8060.25V		1991		DIESEL	5861	143
75 E15 Eurocargo	8060.25R,8060.25V		1991		DIESEL	5861	143
80 E15 Eurocargo	8060.25R,8060.25V		1991		DIESEL	5861	143
80 E18 Eurocargo	8060.25R,8060.25V		1991		DIESEL	5861	177
85 E15 Eurocargo	8060.25R,8060.25V		1991		DIESEL	5861	143
85 E18 Eurocargo	8060.25R,8060.25V		1991		DIESEL	5861	177
95 E15 Eurocargo	8060.25R,8060.25V		1991		DIESEL	5861	143




				IMAGEM DA JUNTA DO CABEÇOTE
	CÓDIGO MAHLE	CÓDIGO METAL LEVE		
93,00 93,00 93,00 93,00 93,00 93,00 93,00 93,00 93,00 93,00 93,00 93,00 93,00 93,00	JA0010090/4 JUNTADO COLETOR ESCAPE JAA0010050/4 JUNTA ADMISSÃO	JA9360/4 JUNTADO COLETOR ESCAPE JAA9183/4 JUNTA ADMISSÃO	PF0010017*	
93,00 93,00	JA0010090/4 JUNTADO COLETOR ESCAPE JAA0010050/4 JUNTA ADMISSÃO	JA9360/4 JUNTADO COLETOR ESCAPE JAA9183/4 JUNTA ADMISSÃO	PF0010017*	
93,00	JA0010090/4 JUNTADO COLETOR ESCAPE JAA0010050/4 JUNTA ADMISSÃO	JA9360/4 JUNTADO COLETOR ESCAPE JAA9183/4 JUNTA ADMISSÃO	PF0010017*	
93,00	JA0010090/4 JUNTADO COLETOR ESCAPE JAA0010050/4 JUNTA ADMISSÃO	JA9360/4 JUNTADO COLETOR ESCAPE JAA9183/4 JUNTA ADMISSÃO	PF0010017*	
93,00	JA0010090/4 JUNTADO COLETOR ESCAPE JAA0010050/4 JUNTA ADMISSÃO	JA9360/4 JUNTADO COLETOR ESCAPE JAA9183/4 JUNTA ADMISSÃO	PF0010017*	
94,40 94,40	JA0010090/4 JUNTADO COLETOR ESCAPE JAA0010050/4 JUNTA ADMISSÃO JC0010050/4 1,70 JI0010090/4*	JA9360/4 JUNTADO COLETOR ESCAPE JAA9183/4 JUNTA ADMISSÃO J&RC-9183/4 1,70 J&RI-9360/4*	PF0660092*	
94,40 94,40 94,40 94,40 94,40 94,40 94,40 94,40 94,40 94,40 94,40 94,40	JA0010090/4 JUNTADO COLETOR ESCAPE JAA0010050/4 JUNTA ADMISSÃO JC0440020/4* 1,20 JC0440020/4* 1,30 JC0440020/4* 1,40 JC0440020/4* 1,50 JI0010090/4* JM0010110/4* S/ JUNTA CABEÇOTE JS0012400/4* S/ JUNTA CABEÇOTE	JA9360/4 JUNTADO COLETOR ESCAPE JAA9183/4 JUNTA ADMISSÃO J&RC-9358/4* 1,20 J&RC-9358/4* 1,30 J&RC-9358/4* 1,40 J&RC-9358/4* 1,50 J&RI-9360/4* J&RM-9360/4* S/ JUNTA CABEÇOTE J&RS-9536/4* S/ JUNTA CABEÇOTE	PF0010017*	
94,40 94,40	JA0010090/4 JUNTADO COLETOR ESCAPE JAA0010050/4 JUNTA ADMISSÃO JC0440020/4* 1,20 JC0440020/4* 1,30 JC0440020/4* 1,40 JC0440020/4* 1,50	JA9360/4 JUNTADO COLETOR ESCAPE JAA9183/4 JUNTA ADMISSÃO J&RC-9358/4* 1,20 J&RC-9358/4* 1,30 J&RC-9358/4* 1,40 J&RC-9358/4* 1,50	PF0010017*	
94,40	JA0010090/4 JUNTADO COLETOR ESCAPE JAA0010050/4 JUNTA ADMISSÃO JC0440020/4* 1,20 JC0440020/4* 1,30 JC0440020/4* 1,40 JC0440020/4* 1,50 JM0440020/4 S/ JUNTA CABEÇOTE JS0440020/4 S/ JUNTA CABEÇOTE	JA9360/4 JUNTADO COLETOR ESCAPE JAA9183/4 JUNTA ADMISSÃO J&RC-9358/4* 1,20 J&RC-9358/4* 1,30 J&RC-9358/4* 1,40 J&RC-9358/4* 1,50 J&RM-9358/4 S/ JUNTA CABEÇOTE J&RS-9358/4 S/ JUNTA CABEÇOTE	PF0660092*	
104,00 104,00 104,00 104,00 104,00 104,00 104,00 104,00 104,00 104,00 104,00 104,00	JM0010310/6*	J&RM-9523/6*		



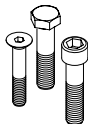















Descrição do Produto / Radical MAHLE / Radical Metal Leve: Junta do Coletor de Escape / JA / JA ;
 Junta do Coletor de Admissão / JAA / JAA; Junta do Coletor de Admissão e Escape / JAAE / JAAE;
 Junta do Carter / JAC / JAC; Junta da Tampa de Válvulas / JAV / JAV; Junta da Válvula Termostática / JAVT / JAVT;
 Junta do Cabeçote / JC / J&RC; Jogo de Juntas Inferior do Motor / JI / J&RI; Jogo de Juntas do Motor / JM / J&RM;
 Jogo de Juntas Superior do Motor / JS / J&RS; Jogo de Parafusos do Cabeçote / PF / PF;
 * Itens sob Consulta

		MÊS ANO			C.C.	POTÊNCIA (CV)
		→	←			
100 E21 Eurocargo 130 E18 Eurocargo 135 E18 Eurocargo 135 E23 Eurocargo 150 E18 Eurocargo 150 E23 Eurocargo 170 E18 Eurocargo 170 E23 Eurocargo 180 E23 Eurocargo 260 E23KE 280 E23T 315.8 185 BUS 80 E21 Eurocargo 90 E21 Eurocargo	8060.45 8060.25R,8060.25V 8060.25R,8060.25V 8060.45 8060.25R,8060.25V 8060.45 8060.25R,8060.25V 8060.45 8060.45 8060.45 8060.45 8060.45 8060.45 8060.45 8060.45 8060.45	1991 1991 1991 1991 1991 1991 1991 1991 1991 1991 1991 1991 1991 1991 1991		DIESEL DIESEL DIESEL DIESEL DIESEL DIESEL DIESEL DIESEL DIESEL DIESEL DIESEL DIESEL DIESEL DIESEL DIESEL	5861 5861 5861 5861 5861 5861 5861 5861 5861 5861 5861 5861 5861 5861 5861	207/277 177 177 207/277 177 207/277 177 207/277 177 207/277 177/227 177/227 207/277 207/277 207/277
180E42,190E31,190E42,190E36 190E31,380E31,400E31 240E42,240.36,260E37 260E42,260.36 330E37,340E37,340E42 380E31,380E37,380E42 400E31,400E37,400E42,410E37,410E42 440E37,440E42,720E31,720E37,720E42 (No: <456043)	8210.42L,8210.42K 8210.22.800 8210.42L,8210.42K 8210.42L,8210.42K 8210.42L,8210.42K 8210.42L,8210.42K 8210.42L,8210.42K 8210.42L,8210.42K	1989 1989 1989 1989 1992 1992 1992 1992		DIESEL DIESEL DIESEL DIESEL DIESEL DIESEL DIESEL DIESEL	13798 13798 13798 13798 13798 13798 13798 13798	370/420 310 370/420 370/420 370/420 370/420 370/420 370/420
180E42,190E31,190E42,190E36 190E31,380E31,400E31 240E42,240.36,260E37 260E42,260.36 330E37,340E37,340E42 380E31,380E37,380E42 400E31,400E37,400E42,410E37,410E42 440E37,440E42,720E31,720E37,720E42 (No: 456044>)	8210.42L,8210.42K 8210.22.800 8210.42L,8210.42K 8210.42L,8210.42K 8210.42L,8210.42K 8210.42L,8210.42K 8210.42L,8210.42K 8210.42L,8210.42K	1989 1989 1989 1989 1992 1992 1992 1992		DIESEL DIESEL DIESEL DIESEL DIESEL DIESEL DIESEL DIESEL	13798 13798 13798 13798 13798 13798 13798 13798	370/420 310 370/420 370/420 370/420 370/420 370/420 370/420
DUCATO DAILY (INJEÇÃO DIRETA)	2.5/2.8 TURBO 2.5/2.8 TURBO			DIESEL DIESEL		




				IMAGEM DA JUNTA DO CABEÇOTE
	CÓDIGO MAHLE	CÓDIGO METAL LEVE		
104,00 104,00 104,00 104,00 104,00 104,00 104,00 104,00 104,00 104,00 104,00 104,00 104,00 104,00 104,00	JM0010310/6*	J&RM-9523/6*		
137,00 137,00 137,00 137,00 137,00 137,00 137,00 137,00 137,00	JC0010330/3*	J&RC-9525/3*		
137,00 137,00 137,00 137,00 137,00 137,00 137,00 137,00 137,00	JC0010040/4*	J&RC-1085/4*		
	JC01050/4 JM01050/4	J&RC-9183/4 J&RM-9183/4		



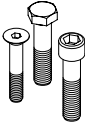

Descrição do Produto / Radical MAHLE / Radical Metal Leve: Junta do Coletor de Escape / JA / JA ;
 Junta do Coletor de Admissão / JAA / JAA; Junta do Coletor de Admissão e Escape / JAAE / JAAE;
 Junta do Câter / JAC / JAC; Junta da Tampa de Válvulas / JAV / JAV; Junta da Válvula Termostática / JAVT / JAVT;
 Junta do Cabeçote / JC / J&RC; Jogo de Juntas Inferior do Motor / JI / J&RI; Jogo de Juntas do Motor / JM / J&RM;
 Jogo de Juntas Superior do Motor / JS / J&RS; Jogo de Parafusos do Cabeçote / PF / PF;
 * Itens sob Consulta

		MÊS ANO			C.C.	POTÊNCIA (CV)		
		→	←					
WRANGLER	J5R		1983		1986	GASOLINA	1995	
CHEROKEE WAGONEER	150 150	10 10	1983 1983	9 9	1986 1986	GASOLINA GASOLINA	2464 2464	121 121
CHEROKEE COMANCHE WAGONEER WRANGLER	150 150 150 150	10 10	1986 1986 1986 1986	9 9	1990 1990 1988 1990	GASOLINA GASOLINA GASOLINA GASOLINA	2464 2464 2464 2464	121 121 121 121
CHEROKEE COMANCHE RENEGADE	150 150 150		1991 1991 1991		1993 1992 1993	GASOLINA GASOLINA GASOLINA	2464 2464 2464	121 121 121
CHEROKEE WRANGLER	150 150		1994 1994		1996 1996	GASOLINA GASOLINA	2464 2464	121 121
CHEROKEE CHEROKEE WRANGLER WRANGLER II	EPE,EPO P00 EPE,EPO P00	8	1997 1997 1997 1996		2001	GASOLINA GASOLINA GASOLINA GASOLINA	2464 2464 2464 2464	117 118 117 118
CHEROKEE TD CHEROKEE TD GRAND CHEROKEE TD	425CLIRS 425CLIRX 425CLIRX		1995 1997 1997		1996 2000	DIESEL DIESEL DIESEL	2499 2499 2499	116 114 115
GRAND CHEROKEE TD 20V (DOHC)	ENF		2002	9	2005	DIESEL	2685	163
GRAND CHEROKEE TD 10V	VMDIESEL(EXA)	4	1999			DIESEL	3124	140
CHEROKEE COMANCHE WAGONEER WRANGLER	242 242 242 242		1987 1987 1987 1987		1990 1990 1990 1990	GASOLINA GASOLINA GASOLINA GASOLINA	3960 3960 3960 3960	185 185 185 185
CHEROKEE COMANCHE WRANGLER	242 242 242	1 1 1	1991 1991 1991	12 12 12	1991 1991 1991	GASOLINA GASOLINA GASOLINA	3960 3960 3960	185 185 185
CHEROKEE COMANCHE WRANGLER	242 242 242		1992 1992 1992		1993 1993 1993	GASOLINA GASOLINA GASOLINA	3960 3960 3960	185 185 185
CHEROKEE COMANCHE GRAND CHEROKEE WRANGLER	242 242 242 242		1994 1994 1997 1994		1998 1996 1998 1999	GASOLINA GASOLINA GASOLINA GASOLINA	3960 3960 3960 3960	185 185 185 185
CHEROKEE GRAND CHEROKEE WRANGLER	242 242 242		1999 1999 2000		2001	GASOLINA GASOLINA GASOLINA	3960 3960 3960	185 185 185
GRAND CHEROKEE BASE 16V GRAND CHEROKEE LAREDO 16V GRAND CHEROKEE LIMITED 16V GRAND CHEROKEE ORVIS 16V GRAND CHEROKEE SE 16V GRAND CHEROKEE TSI 16V GRAND CHEROKEE V8 16V (OHV)	318Cid 318Cid 318Cid 318Cid 318Cid 318Cid 318Cid 318		1993 1993 1993 1995 1994 1997 1993		1993 1997 1997 1995 1997 1996	GASOLINA	5211 5211 5211 5211 5211 5211 5210	215/223




				IMAGEM DA JUNTA DO CABEÇOTE
	CÓDIGO MAHLE	CÓDIGO METAL LEVE		
88,00	JS0180430/4*	J&RS-9465/4*		
98,40 98,40	JC0100600/4* JS1210010/4*	J&RC-9449/4* J&RS-9528/4*		
98,40 98,40 98,40 98,40	JC0100600/4*	J&RC-9449/4*		
98,40 98,40 98,40	JC0100600/4*	J&RC-9449/4*		
98,40 98,40	JC0100600/4* JS1210030/4*	J&RC-9449/4* J&RS-9531/4*		
98,40 98,40 98,40 98,40	JC0100600/4* JM0100600/4* JS0100600/4*	J&RC-9449/4* J&RM-9449/4* J&RS-9449/4*		
92,00 92,00 92,00	JAV1980240/4* JUNTA TAMPA VÁLVULA JC0590010/4* 1,42 JC0590010/4* 1,52 JC0590010/4* 1,62 JM0590010/4* S/ JUNTA CABEÇOTE JS0590010/4* S/ JUNTA CABEÇOTE	JAV9486/4* JUNTA TAMPA VÁLVULA J&RC-9357/4* 1,42 J&RC-9357/4* 1,52 J&RC-9357/4* 1,62 J&RM-9357/4* S/ JUNTA CABEÇOTE J&RS-9357/4* S/ JUNTA CABEÇOTE	PF0590001*	
88,00	JC0481020/4 JM0481020/4* JS0481020/4*	J&RC-9581/4 J&RM-9581/4* J&RS-9581/4*		
92,00	JC1210040/5* 1,51 JC1210040/5* 1,61 JS1210040/5* S/ JUNTA CABEÇOTE	J&RC-9532/5* 1,51 J&RC-9532/5* 1,61 J&RS-9532/5* S/ JUNTA CABEÇOTE		
98,40 98,40 98,40 98,40	JC1210020/6	J&RC-9529/6		
98,40 98,40 98,40	JC1210020/6	J&RC-9529/6		
98,40 98,40 98,40	JC1210020/6	J&RC-9529/6		
98,40 98,40 98,40 98,40	JC1210020/6 JM1210020/6* JS1210020/6*	J&RC-9529/6 J&RM-9529/6* J&RS-9529/6*		
98,40 98,40 98,40	JC1210020/6	J&RC-9529/6		
99,30 99,30 99,30 99,30 99,30 99,30 99,30	JM0100610/6* JS0100610/6*	J&RM-9454/6* J&RS-9454/6*		



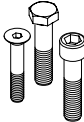








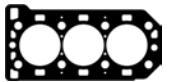


Descrição do Produto / Radical MAHLE / Radical Metal Leve: Junta do Coletor de Escape / JA / JA ;
 Junta do Coletor de Admissão / JAA / JAA; Junta do Coletor de Admissão e Escape / JAAE / JAAE;
 Junta do Câter / JAC / JAC; Junta da Tampa de Válvulas / JAV / JAV; Junta da Válvula Termostática / JAVT / JAVT;
 Junta do Cabeçote / JC / J&RC; Jogo de Juntas Inferior do Motor / JI / J&RI; Jogo de Juntas do Motor / JM / J&RM;
 Jogo de Juntas Superior do Motor / JS / J&RS; Jogo de Parafusos do Cabeçote / PF / PF;
 * Itens sob Consulta

		MÊS ANO			c.c.	POTÊNCIA (CV)
		→	←			
		4.5D/T		DIESEL		




				IMAGEM DA JUNTA DO CABEÇOTE
	CÓDIGO MAHLE	CÓDIGO METAL LEVE		
	JM43121/4	J&RM-9046/4		



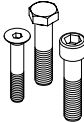



Descrição do Produto / Radical MAHLE / Radical Metal Leve: Junta do Coletor de Escape / JA / JA ;
 Junta do Coletor de Admissão / JAA / JAA; Junta do Coletor de Admissão e Escape / JAAE / JAAE;
 Junta do Câster / JAC / JAC; Junta da Tampa de Válvulas / JAV / JAV; Junta da Válvula Termostática / JAVT / JAVT;
 Junta do Cabeçote / JC / J&RC; Jogo de Juntas Inferior do Motor / JI / J&RI; Jogo de Juntas do Motor / JM / J&RM;
 Jogo de Juntas Superior do Motor / JS / J&RS; Jogo de Parafusos do Cabeçote / PF / PF;
 * Itens sob Consulta

		MÊS ANO			C.C.	POTÊNCIA (CV)		
		→	←					
SEPHIA (SOHC)	B5	2	1996		1997	GASOLINA	1498	80
LEO MENTOR (SOHC)	B5 B5		1996 1996		1997 1997	GASOLINA GASOLINA	1498 1498	80 80
MENTOR 16V SEPHIA 16V SHUMA 16V SPECTRA 16V (DOHC)	BFD BFD BFD BFD	9 9 9 9	1997 1997 1997 1997	2 2 2 2	2001 2001 2001 2001	GASOLINA GASOLINA GASOLINA GASOLINA	1498 1498 1498 1498	88 88 88 88
MENTOR SEPHIA SEPHIA GS 16V SEPHIA GS 16V SEPHIA LS 16V SEPHIA LS 16V SEPHIA RS 16V SEPHIA RS 16V (SOHC)	B6 B6		1994 1994 1994 1995 1994 1995 1994 1995		1996 1996 1994 1995 1994 1995 1994 1995	GASOLINA GASOLINA	1597 1597 1597 1597 1597 1597 1597 1597	81 81
SEPHIA 16V SEPHIA GS 16V SEPHIA LS 16V SEPHIA RS 16V (SOHC)	B6		1994 1995 1995 1995		1996 1995 1995 1995	GASOLINA	1597 1597 1597 1597	88
CARENS II 16V CERATO 16V SPECTRA 16V SPECTRA EX 16V SPECTRA LX 16V SPECTRA LX CONVENIENCE 16V SPECTRA LX PREMIUM 16V SPECTRA SX 16V SPECTRA5 BASE 16V SPECTRA5 LX 16V SPECTRA5 LX CONVENIENCE 16V SPECTRA5 SX 16V SPORTAGE 16V SPORTAGE LX 16V SPORTAGE LX CONVENIENCE 16V (DOHC)	G4GC G4GC G4GC G4GC G4GC G4GC G4GC G4GC G4GC G4GC G4GC G4GC G4GC G4GC G4GC	9 2 12	2004 2004 2003 2004 2004 2008 2008 2008 2005 2005 2008 2008 2008 2007 2004 2005 2008	8 9	2006 2006 2006 2009 2009 2008 2008 2008 2009 2006 2009 2008 2009 2006 2009 2008	GASOLINA GASOLINA GASOLINA	1975 1975 1975 1975 1975 1975 1975 1975 1975 1975 1975 1975 1975 1975 1975 1975 1975	137 143 121
CEED 16V CERATO 16V SOUL 16V (DOHC)	G4GC G4GC G4GC	10 9 4	2006 2006 2009			GASOLINA GASOLINA GASOLINA	1975 1975 1975	143 143 143
CABSTAR 16V JOICE 16V JOICE 16V (DOHC)	G4CP G4CP G4P		1998 1998 2000		2001 2001	GASOLINA GASOLINA GASOLINA	1997 1997 1997	139 139 139
RETONA TD SPORTAGE TD	RF-TCI RF	10	1997	9 12	2000 2002	DIESEL DIESEL	1998 1998	83 83
RETONA 16V SPORTAGE 16V SPORTAGE BASE 16V SPORTAGE EX 16V SPORTAGE LIMITED 16V (DOHC)	FE-DI FE FED FED FED		1995 1999 1999 2001	9	2002 2002 2001 2001	GASOLINA GASOLINA	1998 1998 1998 1998 1998	128 135
BESTA BONGO CERES (SOHC)	HW HW HW		1992 1993 1993		1997 1996	DIESEL DIESEL DIESEL	2184 2184 2184	72 72 72
CARNIVAL II V6 24V SEDONA V6 24V (DOHC)		12 12	1998 1998	3 3	2002 2002	GASOLINA GASOLINA	2497 2497	
CARNIVAL V6 24V (DOHC)	K5		1999		2001	GASOLINA	2497	165
CARNIVAL II V6 24V SEDONA V6 24V (DOHC)	K5 K5	4 4	2002 2002	11 11	2005 2005	GASOLINA GASOLINA	2497 2497	150 150
BESTA GS BESTA GS GRAND (SOHC)	JTA JTA		2000 2000			DIESEL DIESEL	2956 2956	85 85




				IMAGEM DA JUNTA DO CABEÇOTE
	CÓDIGO MAHLE	CÓDIGO METAL LEVE		
78,00	JM2110110/4	J&RM-9538/4		
78,00 78,00	JM2110110/4	J&RM-9538/4		
78,00 78,00 78,00 78,00	JC2110120/4* JM2110120/4*	J&RC-9539/4* J&RM-9539/4*		
78,00 78,00 78,00 78,00 78,00 78,00 78,00	JM2110110/4	J&RM-9538/4		
78,00 78,00 78,00 78,00	JM2110140/4*	J&RM-9543/4*		
82,00 82,00 82,00 82,00 82,00 82,00 82,00 82,00 82,00 82,00 82,00 82,00			PF2080080*	
82,00 82,00 82,00			PF2080080*	
85,00 85,00 85,00	JC0100560/4* JS2080040/4*	J&RC-9440/4* J&RS-9506/4*		
86,00 86,00	JM72010/4 C/ RET. JC72010/4	J&RMR-9322/4 C/ RET. J&RC-9322/4	PF2110003*	
86,00 86,00 86,00 86,00 86,00	JM0720160/4* JS0720160/4	J&RM-9432/4* J&RS-9432/4		
86,00 86,00 86,00			PF2110003*	
80,00 80,00	JC2110150/4*	J&RC-9544/4*	PF2110075*	
80,00	JC2110150/4* JS2110150/4*	J&RC-9544/4* J&RS-9544/4*	PF2110075*	
80,00 80,00			PF2110075*	
98,00 98,00	JC2110100/4* JS2110130/4	J&RC-9364/4* J&RS-9540/4		



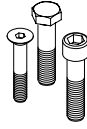

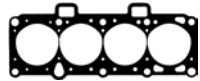


Descrição do Produto / Radical MAHLE / Radical Metal Leve: Junta do Coletor de Escape / JA / JA ;
 Junta do Coletor de Admissão / JAA / JAA; Junta do Coletor de Admissão e Escape / JAAE / JAAE;
 Junta do Câter / JAC / JAC; Junta da Tampa de Válvulas / JAV / JAV; Junta da Válvula Termostática / JAVT / JAVT;
 Junta do Cabeçote / JC / J&RC; Jogo de Juntas Inferior do Motor / JI / J&RI; Jogo de Juntas do Motor / JM / J&RM;
 Jogo de Juntas Superior do Motor / JS / J&RS; Jogo de Parafusos do Cabeçote / PF / PF;
 * Itens sob Consulta

		MÊS ANO			c.c.	POTÊNCIA (CV)	
		→	←				
K3000 (SOHC)	JTA	7	2000		DIESEL	2957	85
SEDONA EX 24V SEDONA LX 24V SEDONA V6 24V SORENTO EX 24V SORENTO LX 24V SORENTO V6 24V (DOHC)	6G74 6G74 6G74 6G74 6G74		2002 2002 2002 2003 2003 2002	2005 2005 2006 2006 2006	GASOLINA GASOLINA	3497 3497 3497 3497 3497 3497	195
K2700	2.7				DIESEL		




				IMAGEM DA JUNTA DO CABEÇOTE
	CÓDIGO MAHLE	CÓDIGO METAL LEVE		
98,00	JC2110100/4*	J&RC-9364/4*		
93,00 93,00 93,00 93,00 93,00	JM2080050/4* JS2080050/4*	J&RM-9507/4* J&RS-9507/4*		
	JC72000/4 JM72000/4 C/RET.	J&RC-9086/4 J&RMR-9086/4 C/RET.		



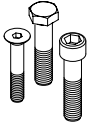




Descrição do Produto / Radical MAHLE / Radical Metal Leve: Junta do Coletor de Escape / JA / JA ;
 Junta do Coletor de Admissão / JAA / JAA; Junta do Coletor de Admissão e Escape / JAAE / JAAE;
 Junta do Câster / JAC / JAC; Junta da Tampa de Válvulas / JAV / JAV; Junta da Válvula Termostática / JAVT / JAVT;
 Junta do Cabeçote / JC / J&RC; Jogo de Juntas Inferior do Motor / JI / J&RI; Jogo de Juntas do Motor / JM / J&RM;
 Jogo de Juntas Superior do Motor / JS / J&RS; Jogo de Parafusos do Cabeçote / PF / PF;
 * Itens sob Consulta

		MÊS ANO			C.C.	POTÊNCIA (CV)	
		→	←				
FORMAN	21081		1993		GASOLINA	1099	55
FORMAN SAMARA VAZ 2108 VAZ 21086 VAZ 2109 VAZ 21096	OHC OHC OHC OHC OHC OHC		1986 1984 1986 1986 1986 1986	1996	GASOLINA GASOLINA GASOLINA GASOLINA GASOLINA GASOLINA	1288 1288 1288 1288 1288 1288	65 65 65 65 65 65
ALEKO FORMAN SAGONA SAMARA VAZ 21083 VAZ 21093	OHC OHC OHC OHC OHC OHC		1990 1985 1995 1985 1986 1986	1992 1992	GASOLINA GASOLINA GASOLINA GASOLINA GASOLINA GASOLINA	1499 1499 1499 1499 1499 1499	75 77/75 70 77/75 70 70
ALEKO NIVA 2121	XUD9 XUD9(D9A)		1990 1990		DIESEL DIESEL	1905 1905	68 65
110 GTi 16V (DOHC)	C20XE	8	1996		GASOLINA	1998	150




				IMAGEM DA JUNTA DO CABEÇOTE
	CÓDIGO MAHLE	CÓDIGO METAL LEVE		
76,00	JC0640130/4*	J&RC-9546/4*		
76,00 76,00 76,00 76,00 76,00	JC0640130/4*	J&RC-9546/4*		
82,00 82,00 82,00 82,00 82,00	JC0640140/4	J&RC-9547/4		
83,00 83,00	JS0440200/4* S/ JUNTA CABEÇOTE	J&RS-2377/4* S/ JUNTA CABEÇOTE	PF0440012*	
86,00	JAV0140300/4* JUNTA TAMPA VÁLVULA JC0140300/4* JM0140300/4* JS0140300/4*	JAV9074/4* JUNTA TAMPA VÁLVULA J&RC-9074/4* J&RM-9074/4* J&RS-9074/4*		



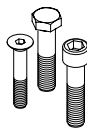









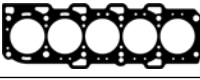


Descrição do Produto / Radical MAHLE / Radical Metal Leve: Junta do Coletor de Escape / JA / JA ;
 Junta do Coletor de Admissão / JAA / JAA; Junta do Coletor de Admissão e Escape / JAAE / JAAE;
 Junta do Câter / JAC / JAC; Junta da Tampa de Válvulas / JAV / JAV; Junta da Válvula Termostática / JAVT / JAVT;
 Junta do Cabeçote / JC / J&RC; Jogo de Juntas Inferior do Motor / JI / J&RI; Jogo de Juntas do Motor / JM / J&RM;
 Jogo de Juntas Superior do Motor / JS / J&RS; Jogo de Parafusos do Cabeçote / PF / PF;
 * Itens sob Consulta

		MÊS ANO					C.C.	POTÊNCIA (CV)
		→			←			
Y10 FIRE	156A2.000	3	1985	6	1989	GASOLINA	999	45
Y10i	156A2.100	6	1985	6	1991	GASOLINA	999	45
Y10i	156A2.246	10	1987		1995	GASOLINA	999	45
Y10 ELEFANTINO BLU	176B2.000		1989		1995	GASOLINA	1108	75
Y10 JUNIOR	156C.000		1989		1995	GASOLINA	1108	51
Y10 MIRA	156C.000		1989		1995	GASOLINA	1108	51
Y10 VILLE	156C.000		1989		1995	GASOLINA	1108	51
Y10i	156C.046	7	1989	12	1995	GASOLINA	1108	50
DELTA	831B8.000		1986		1992	GASOLINA	1116	60
YPSILON	840A3.000		1996		2000	GASOLINA	1242	60
YPSILON 16V (DOHC)	176B9.000		1996		2000	GASOLINA	1242	86
YPSILON	188A4.000		2000			GASOLINA	1242	60
YPSILON 16V (DOHC)	188A5.000		2000			GASOLINA	1242	80
DELTA			1979		1982	GASOLINA	1301	75
DELTA	1831B.000		1986		1992	GASOLINA	1301	75
DELTA	3831B.000		1986		1992	GASOLINA	1301	75
DELTA	831B		1983		1984	GASOLINA	1301	75
DELTA	831B.000		1986		1992	GASOLINA	1301	75
PRISMA	831B		1983			GASOLINA	1301	75
DELTA	M202		1985			GASOLINA	1301	68
PRISMA	M202		1985			GASOLINA	1301	68
YPSILON 16V (DOHC)	843A1.000	10	2003			GASOLINA	1368	95
MUSA	350A1.000		2004			GASOLINA	1368	75
MUSA 16V	192B2.000			4	2006	GASOLINA	1368	90
MUSA 16V (DOHC)	843A1.000			4	2006	GASOLINA	1368	95
MUSA 16V	192B2.000	5	2006			GASOLINA	1368	90
MUSA 16V (DOHC)	843A1.000	5	2006			GASOLINA	1368	95
DELTA TURBO 16V	198A1.000	9	2008			GASOLINA	1368	150
DELTA TURBO 16V (DOHC)	198A4.000	9	2008			GASOLINA	1368	120
DELTA III 16V (DOHC)		7	2010			GASOLINA	1368	140
DELTA i.e.	160A1.046	10	1994		1999	GASOLINA	1372	71
DELTA i.e.	836A4.000	10	1994		1999	GASOLINA	1372	71
DELTA			1978		1981	GASOLINA	1498	80
PRISMA			1978		1981	GASOLINA	1498	80
DELTA	M202		1982		1985	GASOLINA	1498	82
PRISMA	M202		1982		1985	GASOLINA	1498	82
DELTA	831B1.000		1986		1992	GASOLINA	1498	80
DELTA	M202		1986			GASOLINA	1498	82
PRISMA	M202		1986			GASOLINA	1498	82
(INJEÇÃO MONOPONTO)								
DELTA i.e.	831B1.048		1986		1989	GASOLINA	1498	75
PRISMA i.e.	831B1.048		1986		1989	GASOLINA	1498	75
(INJEÇÃO MULTIPONTO)								
DEDRA i.e.	835A1.000		1989		1993	GASOLINA	1581	90
DEDRA i.e.	835A1.046		1989		1993	GASOLINA	1581	80
DEDRA	159B9.000	7	1994	7	1999	GASOLINA	1581	90
DEDRA i.e.	835C1.000		1993		1995	GASOLINA	1581	80
DELTA i.e.	835C1.000		1993		1995	GASOLINA	1581	80
DELTA 16V (DOHC) (No: <010784)	182A6.000	10	1994		1998	GASOLINA	1581	90
DELTA 16V (DOHC) (No: <010784)	182A4.000	1	1996		1998	GASOLINA	1581	103
DEDRA 16V (DOHC) (No: 010785>)	182A4.000	1	1996	7	1999	GASOLINA	1581	103
DELTA 16V (DOHC) (No: 010785>)	182A6.000		1998		1999	GASOLINA	1581	90
LYBRA 16V (DOHC)	182B6.000	7	1999			GASOLINA	1596	103




				IMAGEM DA JUNTA DO CABEÇOTE
	CÓDIGO MAHLE	CÓDIGO METAL LEVE		
70,00			PF0250006*	
70,00				
70,00			PF0250006*	
70,00				
70,00			PF0250006*	
70,00				
70,00			PF0250006*	
80,00			PF0440011*	
70,80			PF0250006*	
70,80			PF0250018*	
70,80				
70,80			PF0250006*	
70,80			PF0250018*	
86,40			PF0440011*	
86,40			PF0440011*	
86,40				
86,40				
86,40				
86,40			PF0440011*	
86,40				
72,00			PF0250018*	
72,00				
72,00			PF0250006*	
72,00			PF0250018*	
72,00				
72,00			PF0250018*	
72,00				
72,00			PF0250018*	
72,00				
72,00			PF0250018*	
80,50			PF0440011*	
80,50				
86,40			PF0440011*	
86,40				
86,40			PF0440011*	
86,40				
86,40			PF0440011*	
86,40				
86,40			PF0440011*	
86,40				
86,40			PF0440011*	
86,40				
86,50			PF0440011*	
86,50				
86,40			PF0440011*	
86,40				
86,40				
86,40	JC0250900/4*	J&RC-9479/4*	PF0250071*	
86,40	JC0250900/4*	J&RC-9479/4*	PF0250071*	
86,40	JC0250900/4* JM0250900/4*	J&RC-9479/4* J&RM-9479/4*	PF0250071*	
86,40	JC0250900/4* JM0250900/4*	J&RC-9479/4* J&RM-9479/4*	PF0250071*	
80,00			PF0250071*	



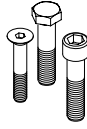




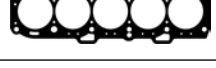
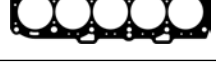








Descrição do Produto / Radical MAHLE / Radical Metal Leve: Junta do Coletor de Escape / JA / JA ;
 Junta do Coletor de Admissão / JAA / JAA; Junta do Coletor de Admissão e Escape / JAAE / JAAE;
 Junta do Carter / JAC / JAC; Junta da Tampa de Válvulas / JAV / JAV; Junta da Válvula Termostática / JAVT / JAVT;
 Junta do Cabeçote / JC / J&RC; Jogo de Juntas Inferior do Motor / JI / J&RI; Jogo de Juntas do Motor / JM / J&RM;
 Jogo de Juntas Superior do Motor / JS / J&RS; Jogo de Parafusos do Cabeçote / PF / PF;
 * Itens sob Consulta

		MÊS ANO			C.C.	POTÊNCIA (CV)		
		→	←					
LYBRA 16V (DOHC)	839A4.000	7	1999		2001	GASOLINA	1747	132
LYBRA 16V LYBRA 16V (DOHC)	839A7.000 839A9.000	7	1999 1999			GASOLINA GASOLINA	1747 1747	130 130
DEDRA 16V DELTA 16V (DOHC)	182A2.000 182A2.000		1995 1995		1999 1999	GASOLINA GASOLINA	1756 1756	113 113
DEDRA 16V (DOHC)	183A1.000	3	1996	7	1999	GASOLINA	1756	130
DELTA 16V (DOHC)	183A1.000	3	1996	8	1999	GASOLINA	1756	130
THEMA TURBO 16V THEMA TURBO 16V (DOHC)	834C1.246 834C2.246		1988 1988		1992 1992	GASOLINA GASOLINA	1995 1995	180
THEMA i.e. 16V THEMA i.e. 16V THEMA i.e. 16V (DOHC)	834B2.000 834B2.246 834F1.000		1989 1988 1992		1992 1992 1994	GASOLINA GASOLINA GASOLINA	1995 1995 1995	150 150 150
DELTA INTEGRALE i.e. TURBO 16V (DOHC)	831D5.000		1989		1990	GASOLINA	1995	200
DELTA INTEGRALE i.e. TURBO 16V (DOHC)	831E5.000		1991		1994	GASOLINA	1995	205
DELTA INTEGRALE i.e. TURBO 16V KAPPA COUPE TURBO 16V KAPPA i.e. TURBO 16V KAPPA i.e. TURBO 16V THEMA i.e. TURBO 16V (DOHC)	831E5.046 834A4.000 834A4.000 838A4.000 834F2.000		1991 1994 1994 1992		1994 2002 1994	GASOLINA GASOLINA GASOLINA GASOLINA GASOLINA	1995 1995 1995 1995 1995	205 205 205 205 205
DEDRA 16V DELTA 16V (DOHC)	836A3.000 836A3.000	7 6	1994 1993	7	1999 1999	GASOLINA GASOLINA	1995 1995	139 139
DELTA TURBO 16V DELTA TURBO 16V (DOHC)	175A4.000 836A2.000	7 6	1996 1993		1999 1999	GASOLINA GASOLINA	1995 1995	193 186
PHEDRA 16V ZETA 16V (DOHC)	RFN(EW10J4) RFN(EW10J4)	9 7	2002 2000		2002	GASOLINA GASOLINA	1997 1997	136 136
ZETA JTD (No: <8331)	RHZ	9	1999			DIESEL	1997	110
ZETA JTD (No: 8332>)	RHZ	9	1999			DIESEL	1997	110
KAPPA 20V (DOHC)	838A1.000		1994		2001	GASOLINA	1998	145
ZETA TURBO	RGX		1995		2000	GASOLINA	1998	147
KAPPA 20V (DOHC) (No: <2095794)	838A6.000	7	1996		2002	GASOLINA	1998	155
ZETA 16V (DOHC) (No: <7965)	RFV			9	1998	GASOLINA	1998	135
ZETA 16V (DOHC) (No: 7966>)	RFV	9	1998			GASOLINA	1998	135




				IMAGEM DA JUNTA DO CABEÇOTE
	CÓDIGO MAHLE	CÓDIGO METAL LEVE		
82,00	JAV0251700/4 JUNTA TAMPA VÁLVULA JC1980270/4* JM0252100/4 JS0251700/4	JAV1700/4 JUNTA TAMPA VÁLVULA J&RC-9426/4* J&RM-9534/4 J&RS-1700/4	PF1980072*	
82,00 82,00	JAV0251700/4 JUNTA TAMPA VÁLVULA	JAV1700/4 JUNTA TAMPA VÁLVULA	PF1980072*	
82,00 82,00	JAV0251700/4 JUNTA TAMPA VÁLVULA JC1980270/4* JS0251700/4	JAV1700/4 JUNTA TAMPA VÁLVULA J&RC-9426/4* J&RS-1700/4	PF1980072*	
82,00	JAV0251700/4 JUNTA TAMPA VÁLVULA JC1980270/4* JS0251700/4	JAV1700/4 JUNTA TAMPA VÁLVULA J&RC-9426/4* J&RS-1700/4	PF1980072*	
82,00	JAV0251700/4 JUNTA TAMPA VÁLVULA JC1980270/4* JS0251700/4	JAV1700/4 JUNTA TAMPA VÁLVULA J&RC-9426/4* J&RS-1700/4	PF1980072*	
84,00 84,00			PF0250046*	
84,00 84,00 84,00			PF0250046*	
84,00			PF0250046*	
84,00			PF0250046*	
84,00 84,00 84,00 84,00 84,00			PF0250046*	
84,00 84,00			PF0250046*	
84,00 84,00			PF0250046*	
85,00 85,00	JAV0660000/4 JUNTA TAMPA VÁLVULA (ADMISSÃO) JAV0660000/4 JUNTA TAMPA VÁLVULA (ESCAPE) JC0660000/4	JAV9359/4 JUNTA TAMPA VÁLVULA (ADMISSÃO) JAV9359/4 JUNTA TAMPA VÁLVULA (ESCAPE) J&RC-9359/4	PF0660107*	
85,00	JC0440360/4* 1,30 JC0440360/4* 1,35 JC0440360/4* 1,40 JC0440360/4* 1,50 JM0440360/4* S/ JUNTA CABEÇOTE JS0440360/4* S/ JUNTA CABEÇOTE	J&RC-9453/4* 1,30 J&RC-9453/4* 1,35 J&RC-9453/4* 1,40 J&RC-9453/4* 1,50 J&RM-9453/4* S/ JUNTA CABEÇOTE J&RS-9453/4* S/ JUNTA CABEÇOTE		
85,00	JC0440360/4* 1,30 JC0440360/4* 1,35 JC0440360/4* 1,40 JC0440360/4* 1,50 JM0440710/4* S/ JUNTA CABEÇOTE JS0440710/4* S/ JUNTA CABEÇOTE	J&RC-9453/4* 1,30 J&RC-9453/4* 1,35 J&RC-9453/4* 1,40 J&RC-9453/4* 1,50 J&RM-9464/4* S/ JUNTA CABEÇOTE J&RS-9464/4* S/ JUNTA CABEÇOTE		
82,00	JAV0251800/5* JUNTA TAMPA VÁLVULA JC0251600/5 JM0251600/5 JS0251600/5	JAV9524/5* JUNTA TAMPA VÁLVULA J&RC-9493/5 J&RM-9493/5 J&RS-9493/5	PF0250073*	
86,00	JC0440040/4 JM0440730/4*	J&RC-9467/4 J&RM-9499/4*	PF0440012*	
82,00	JAV0251800/5* JUNTA TAMPA VÁLVULA JC0251600/5	JAV9524/5* JUNTA TAMPA VÁLVULA J&RC-9493/5	PF0250073*	
86,00	JC0440040/4	J&RC-9467/4	PF0440047*	
86,00	JC0440040/4	J&RC-9467/4	PF0440047*	



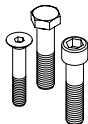

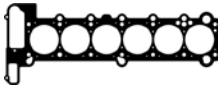



Descrição do Produto / Radical MAHLE / Radical Metal Leve: Junta do Coletor de Escape / JA / JA ;
 Junta do Coletor de Admissão / JAA / JAA; Junta do Coletor de Admissão e Escape / JAAE / JAAE;
 Junta do Carter / JAC / JAC; Junta da Tampa de Válvulas / JAV / JAV; Junta da Válvula Termostática / JAVT / JAVT;
 Junta do Cabeçote / JC / J&RC; Jogo de Juntas Inferior do Motor / JI / J&RI; Jogo de Juntas do Motor / JM / J&RM;
 Jogo de Juntas Superior do Motor / JS / J&RS; Jogo de Parafusos do Cabeçote / PF / PF;
 * Itens sob Consulta

		MÊS ANO					C.C.	POTÊNCIA (CV)
		→			←			
KAPPA 20V LYBRA 20V (DOHC) 838A6.000 (No: 2095795>)	838A6.000 182B7.000	7 7	1996 1999	9	2000	GASOLINA GASOLINA	1998 1998	155 155
KAPPA COUPE TURBO 20V KAPPA TURBO 20V (DOHC)	175A3.000 175A3.000	6 6	1998 1998		2002 2002	GASOLINA GASOLINA	1998 1998	220 220
LYBRA 20V (DOHC)	185A8.000	9	2000			GASOLINA	1998	150
THESIS TURBO 20V (DOHC)	841E.000	9	2002			GASOLINA	1998	185
KAPPA 20V KAPPA 20V KAPPA COUPE 20V (DOHC)	838A2.000 838A2.027 838A2.000	8 8	1994 1994 1994		2002 1998 2002	GASOLINA GASOLINA GASOLINA	2445 2445 2445	175 175 175
KAPPA 20V KAPPA COUPE 20V (DOHC)	838B2.000 838B2.000		1998 1998			GASOLINA GASOLINA	2445 2445	175 175
LYBRA 20V THESIS 20V (DOHC)	192A2.000 841D.000	9 9	2002 2002			GASOLINA GASOLINA	2445 2445	170 170
THEMA TD	8144.91		1984		1988	DIESEL	2445	100
THEMA TD	8144.97		1989		1992	DIESEL	2499	115
THEMA TD	8144.97Y		1993		1994	DIESEL	2499	118
THEMA V6	834F.000		1992		1994	GASOLINA	2959	175
KAPPA COUPE V6 24V KAPPA V6 24V (DOHC) (Mot: 838.000) (No:<TEL2051777)	838B.000 838.000		1994 1998		2002	GASOLINA GASOLINA	2959 2959	204
KAPPA COUPE V6 24V KAPPA V6 24V (DOHC) (Mot: 838.000) (No:TEL2051778>)	838B.000 838.000		1994 1998		2002	GASOLINA GASOLINA	2959 2959	204
KAPPA V6 24V (DOHC)	838B.000		1995		2002	GASOLINA	2959	204
KAPPA V6 24V (DOHC) (No:<TEL2051777)	838.000		1998			GASOLINA	2959	
KAPPA V6 24V (DOHC) (No:<TEL2051777)	838.000		1998			GASOLINA	2959	
THESIS V6 24V (DOHC)	841A.000	9	2002			GASOLINA	2959	215




				IMAGEM DA JUNTA DO CABEÇOTE
	CÓDIGO MAHLE	CÓDIGO METAL LEVE		
82,00 82,00	JAV0251600/5 JUNTA TAMPA VÁLVULA JC0251600/5 JM0251900/5* JS0251900/5*	JAV9493/5 JUNTA TAMPA VÁLVULA J&RC-9493/5 J&RM-9527/5* J&RS-9527/5*	PF0250073*	
82,00 82,00	JAV0251800/5* JUNTA TAMPA VÁLVULA JC0251800/5* JM0251800/5*	JAV9524/5* JUNTA TAMPA VÁLVULA J&RC-9524/5* J&RM-9524/5*	PF0250073*	
82,00	JAV0251600/5 JUNTA TAMPA VÁLVULA JC0252200/5*	JAV9493/5 JUNTA TAMPA VÁLVULA J&RC-9535/5*	PF0250073*	
82,00	JAV0251600/5 JUNTA TAMPA VÁLVULA JC0252200/5*	JAV9493/5 JUNTA TAMPA VÁLVULA J&RC-9535/5*	PF0250073*	
83,00 83,00 83,00	JAV0251800/5* JUNTA TAMPA VÁLVULA JC0251500/5*	JAV9524/5* JUNTA TAMPA VÁLVULA J&RC-9463/5*	PF0250073*	
83,00 83,00	JAV0251600/5 JUNTA TAMPA VÁLVULA JC0251500/5* JM0251500/5* JS0252000/5*	JAV9493/5 JUNTA TAMPA VÁLVULA J&RC-9463/5* J&RM-9463/5* J&RS-9533/5*	PF0250073*	
83,00 83,00	JAV0251600/5 JUNTA TAMPA VÁLVULA JC0252200/5*	JAV9493/5 JUNTA TAMPA VÁLVULA J&RC-9535/5*	PF0250073*	
93,00	JAA0010050/4 JUNTA ADMISSÃO	JAA9183/4 JUNTA ADMISSÃO	PF0010017*	
93,00	JA0010090/4 JUNTADO COLETOR ESCAPE JAA0010050/4 JUNTA ADMISSÃO	JA9360/4 JUNTADO COLETOR ESCAPE JAA9183/4 JUNTA ADMISSÃO	PF0010017*	
93,00	JAA0010050/4 JUNTA ADMISSÃO	JAA9183/4 JUNTA ADMISSÃO	PF0010017*	
93,00	JC1980200/4* JC1980201/4*	J&RC-9625/4* J&RC-9626/4*		
93,00 93,00	JAV1980220/6* JUNTA TAMPA VÁLVULA JC1980220/6* JC1980221/6* JM1980220/6* JS1980220/6*	JAV9430/6* JUNTA TAMPA VÁLVULA J&RC-9430/6* J&RC-9431/6* J&RM-9430/6* J&RS-9430/6*		
93,00 93,00	JM1980230/4	J&RM-9429/4		
93,00	JAV1980220/6* JUNTA TAMPA VÁLVULA JC1980220/6* JC1980221/6* JM1980220/6* JS1980220/6*	JAV9430/6* JUNTA TAMPA VÁLVULA J&RC-9430/6* J&RC-9431/6* J&RM-9430/6* J&RS-9430/6*		
93,00	JAV1980220/6* JUNTA TAMPA VÁLVULA JC1980220/6* JC1980221/6* JM1980220/6* JS1980220/6*	JAV9430/6* JUNTA TAMPA VÁLVULA J&RC-9430/6* J&RC-9431/6* J&RM-9430/6* J&RS-9430/6*		
93,00	JAV1980220/6* JUNTA TAMPA VÁLVULA JC1980220/6* JC1980221/6* JM1980220/6* JS1980220/6*	JAV9430/6* JUNTA TAMPA VÁLVULA J&RC-9430/6* J&RC-9431/6* J&RM-9430/6* J&RS-9430/6*		
93,00	JM1980230/4	J&RM-9429/4		



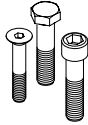

Descrição do Produto / Radical MAHLE / Radical Metal Leve: Junta do Coletor de Escape / JA / JA ;
 Junta do Coletor de Admissão / JAA / JAA; Junta do Coletor de Admissão e Escape / JAAE / JAAE;
 Junta do Câster / JAC / JAC; Junta da Tampa de Válvulas / JAV / JAV; Junta da Válvula Termostática / JAVT / JAVT;
 Junta do Cabeçote / JC / J&RC; Jogo de Juntas Inferior do Motor / JI / J&RI; Jogo de Juntas do Motor / JM / J&RM;
 Jogo de Juntas Superior do Motor / JS / J&RS; Jogo de Parafusos do Cabeçote / PF / PF;
 * Itens sob Consulta

		MÊS ANO					C.C.	POTÊNCIA (CV)	
		→			←				
RANGE ROVER TD	VM492HT	4	1986	7	1994	DIESEL	2393	113	
DEFENDER 110 TDI	300TDI (21L)	4	1994		1998	DIESEL	2495	112	
DEFENDER 130 TDI	300TDI (21L)	4	1994		1998	DIESEL	2495	112	
DEFENDER 90 TDI	300TDI (21L)	4	1994		1998	DIESEL	2495	112	
DISCOVERY TDI	300TDI (21L)	7	1994		1998	DIESEL	2495	112	
RANGE ROVER TDI	300TDI (21L)	4	1994		1995	DIESEL	2495	112	
FREELANDER BASE 24V	25K4F		2002		2002	GASOLINA	2500	174	
FREELANDER HSE 24V			2002		2006		2500	174	
FREELANDER HSE 24V			2003		2006		2500	174	
FREELANDER HSE 24V			2002		2006		2500	174	
FREELANDER S 24V			2002		2006		2500	174	
FREELANDER S 24V			2003		2006		2500	174	
FREELANDER S 24V			2002		2006		2500	174	
FREELANDER SE 24V			2002		2005		2500	174	
FREELANDER SE 24V			2003		2005		2500	174	
FREELANDER SE 24V			2002		2005		2500	174	
FREELANDER SE3 24V			2003		2005		2500	174	
FREELANDER SE3 24V			2004		2005		2500	174	
FREELANDER SE3 24V			2003		2005		2500	174	
FREELANDER V6 24V (DOHC)			11	2000				2497	177
RANGE ROVER TD		HR924HR	10	1989	4		1994	DIESEL	2498
DEFENDER 24V (DOHC)	M52	11	1998	9	2003	GASOLINA	2793	193	
RANGE ROVER 50TH ANNIVERSARY EDITION 16V	35D,36D 37D,38D		1998		1998	GASOLINA GASOLINA	3950	188	
RANGE ROVER BASE 16V			1999		2000		3950	188	
RANGE ROVER COUNTY 16V			1994		2000		3950	182	
RANGE ROVER COUNTY 16V			1994		2000		3950	188	
RANGE ROVER COUNTY CLASSIC 16V			1995		1995		3950	182	
RANGE ROVER S 16V			1999		1999		3950	188	
RANGE ROVER SE 16V			1995		2000		3950	188	
RANGE ROVER V8			1994				3947	184	
RANGE ROVER V8 (No: 35D08928B>),(No: 36D25155B>)			1994				3947	184	
DISCOVERY 50TH ANNIVERSARY EDITION 16V	40D		1998		1998	GASOLINA GASOLINA	3950	188	
DISCOVERY BASE 16V			1994		2002		3950	182	
DISCOVERY BASE 16V			1994		2002		3950	188	
DISCOVERY LE 16V			1998		1998		3950	188	
DISCOVERY LSE 16V			1997		1998		3950	188	
DISCOVERY SD 16V			1996		1999		3950	188	
DISCOVERY SE 16V			1996		1997		3950	188	
DISCOVERY SE7 16V			1996		1999		3950	188	
DISCOVERY SERIES II 16V			1999		2000		3950	188	
DISCOVERY SERIES II LE 16V			2001		2001		3950	188	
DISCOVERY SERIES II SD 16V			2001		2002		3950	188	
DISCOVERY SERIES II SE 16V			2001		2002		3950	188	
DISCOVERY V8			1993				3947	182	
DISCOVERY V8 16V			2000		2000		3950	188	
DISCOVERY XD 16V			1997		1997		3950	188	
RANGE ROVER V8 (DISCOVERY No: MA081992>)(RANGE ROVER No: 40D09582B>)		1994			3947	190			
RANGE ROVER BASE 16V			2001		2001		4554	225	
RANGE ROVER CALLAWAY 16V			1999		1999		4554	225	
RANGE ROVER HSE 16V			1996		2002		4554	225	
RANGE ROVER HSK 16V			2000		2000		4554	225	
RANGE ROVER KENSINGTON 16V			1997		1997		4554	225	
RANGE ROVER SE 16V			2001		2001		4554	225	
RANGE ROVER VITESSE 16V			1997		2000		4554	225	




				IMAGEM DA JUNTA DO CABEÇOTE
	CÓDIGO MAHLE	CÓDIGO METAL LEVE		
92,00			PF0590001*	
90,50 90,50 90,50 90,50 90,50				
80,00 80,00 80,00 82,30 80,00 80,00 82,30 80,00 80,00 82,30 80,00 80,00 82,30 80,00	JM2180220/3* JS2180220/3*	J&RM-9549/3* J&RS-9549/3*	PF2110075*	
92,00			PF0590001*	
84,00	JAV1400140/6* JUNTA TAMPA VÁLVULA JC1400140/6* JC1400140/6* 0,30 JS1400260/6*	JAV9396/6* JUNTA TAMPA VÁLVULA J&RC-9396/6* J&RC-9396/6* 0,30 J&RS-9410/6*	PF1400050*	
94,00 94,00 94,00 94,00 94,00 94,00 94,00 94,00	JC2180210/4*	J&RC-9548/4*		
94,00 94,00 94,00 94,00 94,00 94,00 94,00 94,00 94,00 94,00 94,00 94,00 94,00 94,00 94,00 94,00 94,00 94,00 94,00 93,40	JC2180210/4*	J&RC-9548/4*		
94,00 94,00 94,00 94,00 94,00 94,00	JC2180210/4*	J&RC-9548/4*		



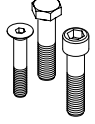
Descrição do Produto / Radical MAHLE / Radical Metal Leve: Junta do Coletor de Escape / JA / JA ;
 Junta do Coletor de Admissão / JAA / JAA; Junta do Coletor de Admissão e Escape / JAAE / JAAE;
 Junta do Câter / JAC / JAC; Junta da Tampa de Válvulas / JAV / JAV; Junta da Válvula Termostática / JAVT / JAVT;
 Junta do Cabeçote / JC / J&RC; Jogo de Juntas Inferior do Motor / JI / J&RI; Jogo de Juntas do Motor / JM / J&RM;
 Jogo de Juntas Superior do Motor / JS / J&RS; Jogo de Parafusos do Cabeçote / PF / PF;
 * Itens sob Consulta

		MÊS ANO			c.c.	POTÊNCIA (CV)
		→	←			
ES 300 V6 24V ES300 BASE 24V (DOHC)	1MZ-FE 1MZFE	1994 1994	1997 1995	GASOLINA	2995 2995	188




				IMAGEM DA JUNTA DO CABEÇOTE
	CÓDIGO MAHLE	CÓDIGO METAL LEVE		
87,50 87,50	JC0632200/6* JC0632201/6* JM0632200/6*	J&RC-9583/6* J&RC-9584/6* J&RM-9583/6*	PF0440012*	



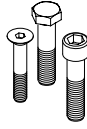


Descrição do Produto / Radical MAHLE / Radical Metal Leve: Junta do Coletor de Escape / JA / JA ;
 Junta do Coletor de Admissão / JAA / JAA; Junta do Coletor de Admissão e Escape / JAAE / JAAE;
 Junta do Câster / JAC / JAC; Junta da Tampa de Válvulas / JAV / JAV; Junta da Válvula Termostática / JAVT / JAVT;
 Junta do Cabeçote / JC / J&RC; Jogo de Juntas Inferior do Motor / JI / J&RI; Jogo de Juntas do Motor / JM / J&RM;
 Jogo de Juntas Superior do Motor / JS / J&RS; Jogo de Parafusos do Cabeçote / PF / PF;
 * Itens sob Consulta

		MÊS ANO			c.c.	POTÊNCIA (CV)
		→	←			
200 VAN PILOT VAN (DOHC)	XUD9 XUD9	1994 1996	1996	DIESEL DIESEL	1905 1905	69 69




				IMAGEM DA JUNTA DO CABEÇOTE
83,00 83,00	CÓDIGO MAHLE	CÓDIGO METAL LEVE		
	JS0440200/4* S/ JUNTA CABEÇOTE	J&RS-2377/4* S/ JUNTA CABEÇOTE		



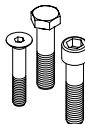





Descrição do Produto / Radical MAHLE / Radical Metal Leve: Junta do Coletor de Escape / JA / JA ;
 Junta do Coletor de Admissão / JAA / JAA; Junta do Coletor de Admissão e Escape / JAAE / JAAE;
 Junta do Câster / JAC / JAC; Junta da Tampa de Válvulas / JAV / JAV; Junta da Válvula Termostática / JAVT / JAVT;
 Junta do Cabeçote / JC / J&RC; Jogo de Juntas Inferior do Motor / JI / J&RI; Jogo de Juntas do Motor / JM / J&RM;
 Jogo de Juntas Superior do Motor / JS / J&RS; Jogo de Parafusos do Cabeçote / PF / PF;
 * Itens sob Consulta

		MÊS ANO			c.c.	POTÊNCIA (CV)	
		→	←				
ESTEEM 16V GYPSY 16V VERSA 16V (SOHC)	G13BB	6	2001		GASOLINA	1298	96
	G13BB				GASOLINA	1298	80
	G13BB	2	2009		GASOLINA	1298	76
BALENO 16V (DOHC)	G16B				GASOLINA	1590	94
GRAND VITARA XL-7 V6 24V (DOHC)	H27A				GASOLINA	2737	154




				IMAGEM DA JUNTA DO CABEÇOTE
	CÓDIGO MAHLE	CÓDIGO METAL LEVE		
74,00 74,00 74,00	JAV0080030/4* JUNTA TAMPA VÁLVULA JM0141040/3	JAV9324/4* JUNTA TAMPA VÁLVULA J&RM-9414/3		
75,00	JAV0080030/4* JUNTA TAMPA VÁLVULA JC0080030/4	JAV9324/4* JUNTA TAMPA VÁLVULA J&RC-9324/4		
88,00	JI0141060/6*	J&RI-9417/6*		



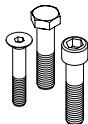











Descrição do Produto / Radical MAHLE / Radical Metal Leve: Junta do Coletor de Escape / JA / JA ;
 Junta do Coletor de Admissão / JAA / JAA; Junta do Coletor de Admissão e Escape / JAAE / JAAE;
 Junta do Câster / JAC / JAC; Junta da Tampa de Válvulas / JAV / JAV; Junta da Válvula Termostática / JAVT / JAVT;
 Junta do Cabeçote / JC / J&RC; Jogo de Juntas Inferior do Motor / JI / J&RI; Jogo de Juntas do Motor / JM / J&RM;
 Jogo de Juntas Superior do Motor / JS / J&RS; Jogo de Parafusos do Cabeçote / PF / PF;
 * Itens sob Consulta

		MÊS ANO			C.C.	POTÊNCIA (CV)		
		→	←					
323 16V MX-3 16V (SOHC)	B6 B6	5	1989 1991	10	1994 1993	GASOLINA GASOLINA	1597 1597	88 88
323 FAMILIA	PN PN		1986 1987		1994 1994	DIESEL DIESEL	1720 1720	55 55
MAZDA 5 16V MAZDA 6 16V (DOHC) (TAMPA DE VÁLVULA PLASTICO)	L8 L8	2 1	2005 2002			GASOLINA GASOLINA	1798 1798	115 120
MAZDA 6 16V (DOHC) (TAMPA DE VÁLVULA ALUMINIO)	L8	1	2002			GASOLINA	1798	
MAZDA 6 WAGON 16V (DOHC)	G48	3	2005			GASOLINA	1798	120
MX-5 16V (DOHC)		7	2005			GASOLINA	1798	126
323 16V PROTEGE 16V PROTEGE 4WD 16V PROTEGE BASE 16V PROTEGE DX 16V PROTEGE SE 16V (SOHC)	BPE BPE	6	1991 1990 1990 1994 1991 1990	5	1994 1994 1991 1994 1994 1990	GASOLINA GASOLINA	1840 1840 1839 1839 1839 1839	103 103
323 16V PROTEGE 16V PROTEGE LX 16V (DOHC)	BPD BPD		1990 1990 1990		1994 1994 1994	GASOLINA GASOLINA	1840 1840 1839	106 140
626 16V 626 DX 16V 626 LX 16V MX-6 16V MX-6 BASE 16V (DOHC)	FP FP	8 6	1991 1993 1993 1994 1993	6 6	1997 1996 1996 1997 1997	GASOLINA GASOLINA	1840 1991 1991 1840 1991	105 105
MIATA 10TH ANNIVERSARY 16V MIATA 16V MIATA BASE 16V MIATA M EDITION 16V MIATA STO 16V MX-5 16V (DOHC)	BPD BPD		1999 1993 1994 1994 1997 1993		1999 1998 1999 1997 1997 1997	GASOLINA GASOLINA	1839 1840 1839 1839 1839 1840	130 130
323 16V 626 16V MX-6 16V PROTEGE 16V PROTEGE ES 16V (DOHC)	BPD BPD BPD BPD	8	1995 1995 1995 1995 1995	4	1999 1997 1997 1999 1999	GASOLINA GASOLINA GASOLINA GASOLINA	1840 1840 1840 1840 1839	115 105 105 115/122
323 16V 626 16V 626 WAGON 16V PREMACY 16V (DOHC)	FP FP FP FP	5 4 4 3	1998 1997 1997 1999	11	2000	GASOLINA GASOLINA GASOLINA GASOLINA	1840 1840 1840 1840	100/115 90/100 90/100 100/115
TRIBUTE 16V (DOHC)	YF	9	2000	12	2003	GASOLINA	1989	124
626 16V 626 DX 16V 626 LX 16V MX-6 16V MX-6 BASE 16V (DOHC)	FS FS	8 6	1989 1993 1993 1994 1993	6 6	1997 1996 1996 1997 1997	GASOLINA GASOLINA	1991 1991 1991 1991 1991	117 117
323 16V 626 16V 626 DX 16V 626 ES 16V 626 LX 16V 626 WAGON 16V MPV II 16V PREMACY 16V PROTEGE 16V (DOHC)	FS FS FS FS FS FS FS FS	10 4 4 4 6 7 7	2000 1997 1997 1999 1997 1997 1999 2001 2001		1998 1999 1999	GASOLINA GASOLINA GASOLINA GASOLINA GASOLINA GASOLINA	1991 1991 1991 1991 1991 1991 1991 1991	130 115/136 115/136 122 130 130
626 626 LX 8V CAPELLA	RF RF		1982 1985 1982		1984 1985 1984	DIESEL DIESEL DIESEL	1998 1998 1998	64 64
626 CAPELLA E2000	RF RF RF		1985 1985 1985	6 6 6	1987 1987 1987	DIESEL DIESEL DIESEL	1998 1998 1998	75 62 75
626 CAPELLA	RFN RFN	7 7	1987 1987		1992 1992	DIESEL DIESEL	1998 1998	60 60




				IMAGEM DA JUNTA DO CABEÇOTE
	CÓDIGO MAHLE	CÓDIGO METAL LEVE		
78,00 78,00	JM2110140/4*	J&RM-9543/4*		
78,00 78,00			PF2110003*	
83,00 83,00	JAV0590740/4* JUNTA TAMPA VÁLVULA	JAV9362/4* JUNTA TAMPA VÁLVULA		
83,00	JAV0591320/4* JUNTA TAMPA VÁLVULA	JAV9586/4* JUNTA TAMPA VÁLVULA		
83,00	JAV0590740/4* JUNTA TAMPA VÁLVULA	JAV9362/4* JUNTA TAMPA VÁLVULA		
83,00	JAV0590740/4* JUNTA TAMPA VÁLVULA	JAV9362/4* JUNTA TAMPA VÁLVULA		
83,00 83,00 83,00 83,00 83,00	JC0870600/4	J&RC-9552/4		
83,00 83,00 83,00	JAV0591190/4* JUNTA TAMPA VÁLVULA JM0591190/4*	JAV9538/4* JUNTA TAMPA VÁLVULA J&RM-9538/4*		
83,00 83,00 83,00 83,00	JAV0590610/4* JUNTA TAMPA VÁLVULA JIO100610/4* JS0590610/4*	JAV9553/4* JUNTA TAMPA VÁLVULA J&RI-9553/4* J&RS-9553/4*	PF0590065*	
83,00 83,00 83,00 83,00 83,00	JAV0591190/4* JUNTA TAMPA VÁLVULA	JAV9538/4* JUNTA TAMPA VÁLVULA		
83,00 83,00 83,00 83,00	JAV0591190/4* JUNTA TAMPA VÁLVULA	JAV9538/4* JUNTA TAMPA VÁLVULA		
83,00 83,00 83,00 83,00	JIO100610/4*	J&RI-9553/4*		
84,80	JAV0591110/4* JUNTA TAMPA VÁLVULA	JAV9165/4* JUNTA TAMPA VÁLVULA	PF0590021*	
83,00 83,00 83,00 83,00	JAV0590610/4* JUNTA TAMPA VÁLVULA JIO100610/4* JS0590610/4*	JAV9553/4* JUNTA TAMPA VÁLVULA J&RI-9553/4* J&RS-9553/4*	PF0590065*	
83,00 83,00 83,00 83,00 83,00 83,00 83,00 83,00	JIO100610/4*	J&RI-9553/4*		
86,00 86,00 86,00			PF2110003*	
86,00 86,00 86,00			PF2110003*	
86,00 86,00			PF2110003*	



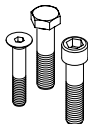



Descrição do Produto / Radical MAHLE / Radical Metal Leve: Junta do Coletor de Escape / JA / JA ;
 Junta do Coletor de Admissão / JAA / JAA; Junta do Coletor de Admissão e Escape / JAAE / JAAE;
 Junta do Carter / JAC / JAC; Junta da Tampa de Válvulas / JAV / JAV; Junta da Válvula Termostática / JAVT / JAVT;
 Junta do Cabeçote / JC / J&RC; Jogo de Juntas Inferior do Motor / JI / J&RI; Jogo de Juntas do Motor / JM / J&RM;
 Jogo de Juntas Superior do Motor / JS / J&RS; Jogo de Parafusos do Cabeçote / PF / PF;
 * Itens sob Consulta

		MÊS ANO					C.C.	POTÊNCIA (CV)
		→			←			
626 TD 626 TD	CX RF	6 6	1994 1994	5 5	1997 1997	DIESEL DIESEL	1998 1998	75/82 75/82
323 D (SOHC)	RF	5	1998	10	2003	DIESEL	1998	71
3 I 16V MAZDA 3 16V MAZDA 6 16V (DOHC) (TAMPA DE VÁLVULA PLÁSTICO)	LFD LF LF	6 1	2006 2003 2002	3	2008 2006	GASOLINA GASOLINA	2000 1999 1999	105 141
MAZDA 6 16V (DOHC) (TAMPA DE VÁLVULA ALUMÍNIO)	LF	1	2002			GASOLINA	1999	141
MX-5 16V (DOHC)	LF	7	2005	10	2008	GASOLINA	1999	160
MAZDA 3 16V MAZDA 5 16V MAZDA 6 16V MAZDA 6 WAGON 16V (DOHC)	LF RF7J CH1F LFF7	5 9 12 3	2006 2007 2009 2005			GASOLINA GASOLINA GASOLINA GASOLINA	1999 1999 1999 1999	150 146 150 146
MX-5 16V (DOHC)	NC8	10	2008			GASOLINA	1999	160
B 2200 E 2200	R2 R2		1985 1984		1987 1986	DIESEL DIESEL	2184 2184	64 64
B 2200 E 2200	R2 R2		1987 1987		1998	DIESEL DIESEL	2184 2184	64 64
E 2200 (SOHC)	R2	8	1999	12	2001	DIESEL	2184	71
6 GS 16V 6 GT 16V 6 I 16V MAZDA 6 16V MPV 16V (DOHC) (TAMPA DE VÁLVULA PLÁSTICO)	L3 L3	1 3	2008 2008 2003 2002 2002		2008 2008 2008 2003	GASOLINA GASOLINA	2260 2260 2260 2261 2261	166 104
6 GS 16V 6 GT 16V 6 I 16V MAZDA 6 16V MPV 16V (DOHC) (TAMPA DE VÁLVULA ALUMÍNIO)	L3 L3	1 3	2008 2008 2003 2002 2002	4	2008 2008 2008	GASOLINA GASOLINA	2260 2260 2260 2261 2261	166 104
TRIBUTE 16V (DOHC)	L3	12	2003	5	2004	GASOLINA	2261	150
MAZDA 6 16V MAZDA 6 WAGON 16V (DOHC)	L3 L3	3 3	2005 2005			GASOLINA GASOLINA	2261 2261	165 165
B 2300 (SOHC)	A		1994		1994	GASOLINA	2298	106
B 2300 (SOHC)	A		1995			GASOLINA	2298	106/135
B 2300 (USA) (SOHC)	A		1995		1997	GASOLINA	2298	
MAZDA 3 16V MAZDA 6 16V MAZDA 6 WAGON 16V (DOHC)	L5-VE L5-VE L5-VE	2 8 12	2009 2007 2007			GASOLINA GASOLINA GASOLINA	2488 2488 2488	166 170 170
B 2500 12V MPV TDI 12V	W6 WLT	8	2002 1996			DIESEL DIESEL	2499 2499	115
B 2500 B2500 SE 8V B2500 SX 8V B2500 TROY LEE 8V (SOHC)			1998 1998 1998 1999		2000 2000 2000 1999	GASOLINA	2500 2492 2492 2492	119
B 2500 (SOHC)			2001			GASOLINA	2500	119




				IMAGEM DA JUNTA DO CABEÇOTE
	CÓDIGO MAHLE	CÓDIGO METAL LEVE		
86,00 86,00	JM0720030/4*	J&RM-9354/4*	PF2110003*	
86,00			PF2110003*	
87,50 87,50 87,50	JAV0590740/4* JUNTA TAMPA VÁLVULA JC0590740/4 JS0590740/4	JAV9362/4* JUNTA TAMPA VÁLVULA J&RC-9362/4 J&RS-9362/4		
87,50	JAV0591320/4* JUNTA TAMPA VÁLVULA JC0590740/4 JM0591320/4* JS0591320/4*	JAV9586/4* JUNTA TAMPA VÁLVULA J&RC-9362/4 J&RM-9586/4* J&RS-9586/4*		
87,50	JAV0590740/4* JUNTA TAMPA VÁLVULA	JAV9362/4* JUNTA TAMPA VÁLVULA		
87,50 87,50 87,50 87,50	JAV0590740/4* JUNTA TAMPA VÁLVULA	JAV9362/4* JUNTA TAMPA VÁLVULA		
87,50	JAV0590740/4* JUNTA TAMPA VÁLVULA	JAV9362/4* JUNTA TAMPA VÁLVULA		
86,00 86,00			PF2110003*	
86,00 86,00			PF2110003*	
86,00			PF2110003*	
87,40 87,40 87,40 87,50 87,50	JAV0590740/4* JUNTA TAMPA VÁLVULA JC0590740/4 JS0590740/4	JAV9362/4* JUNTA TAMPA VÁLVULA J&RC-9362/4 J&RS-9362/4		
87,40 87,40 87,40 87,50 87,50	JAV0591320/4* JUNTA TAMPA VÁLVULA JC0590740/4 JM0591320/4* JS0591320/4*	JAV9586/4* JUNTA TAMPA VÁLVULA J&RC-9362/4 J&RM-9586/4* J&RS-9586/4*		
87,50	JAV0590740/4* JUNTA TAMPA VÁLVULA JC0590740/4	JAV9362/4* JUNTA TAMPA VÁLVULA J&RC-9362/4		
87,50 87,50	JAV0590740/4* JUNTA TAMPA VÁLVULA	JAV9362/4* JUNTA TAMPA VÁLVULA		
96,00	JC0591300/4 JM0591300/4*	J&RC-9564/4 J&RM-9564/4*	PF0590085*	
96,00	JC0591300/4 JM0591302/4* JS0591300/4*	J&RC-9564/4 J&RM-9569/4* J&RS-9564/4*	PF0590085*	
96,00			PF0590085*	
89,00 89,00 89,00	JAV0590740/4* JUNTA TAMPA VÁLVULA	JAV9362/4* JUNTA TAMPA VÁLVULA		
93,00 93,00	JC0591400/4* JM0591400/4*	J&RC-9570/4* J&RM-9570/4*		
96,00 96,00 96,00	JC0591300/4 JM0591301/4* JS0591301/4*	J&RC-9564/4 J&RM-9566/4* J&RS-9566/4*	PF0590085*	
96,00	JC0591300/4 JM0591302/4* JS0591300/4*	J&RC-9564/4 J&RM-9569/4* J&RS-9564/4*	PF0590085*	



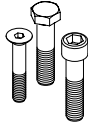










Descrição do Produto / Radical MAHLE / Radical Metal Leve: Junta do Coletor de Escape / JA / JA ;
 Junta do Coletor de Admissão / JAA / JAA; Junta do Coletor de Admissão e Escape / JAAE / JAAE;
 Junta do Câter / JAC / JAC; Junta da Tampa de Válvulas / JAV / JAV; Junta da Válvula Termostática / JAVT / JAVT;
 Junta do Cabeçote / JC / J&RC; Jogo de Juntas Inferior do Motor / JI / J&RI; Jogo de Juntas do Motor / JM / J&RM;
 Jogo de Juntas Superior do Motor / JS / J&RS; Jogo de Parafusos do Cabeçote / PF / PF;
 * Itens sob Consulta

		MÊS ANO			c.c.	POTÊNCIA (CV)
		→	←			
B 3000 V6 12V (OHV)	U	1996		GASOLINA	2957	147
B 3000 V6 12V (OHV)	U	1994	1995	GASOLINA	2968	147
B 4000 V6 12V NAVAJO V6 12V (OHV)	X X	1994 1991	1995 1994	GASOLINA GASOLINA	3996 3996	




				IMAGEM DA JUNTA DO CABEÇOTE
	CÓDIGO MAHLE	CÓDIGO METAL LEVE		
88,90	JC0590620/4*	J&RC-9424/4*		
89,00	JC0590620/4*	J&RC-9424/4*		
100,40 100,40	JAV0591080/6 JUNTA TAMPA VÁLVULA JC0591200/6* JC0591201/6* JI0591200/6*	JAV9437/6 JUNTA TAMPA VÁLVULA J&RC-9541/6* J&RC-9542/6* J&RI-9541/6*	PF0590127*	



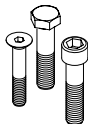

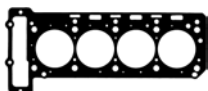



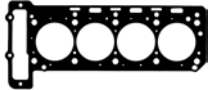



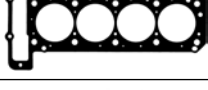


Descrição do Produto / Radical MAHLE / Radical Metal Leve: Junta do Coletor de Escape / JA / JA ;
 Junta do Coletor de Admissão / JAA / JAA; Junta do Coletor de Admissão e Escape / JAAE / JAAE;
 Junta do Câster / JAC / JAC; Junta da Tampa de Válvulas / JAV / JAV; Junta da Válvula Termostática / JAVT / JAVT;
 Junta do Cabeçote / JC / J&RC; Jogo de Juntas Inferior do Motor / JI / J&RI; Jogo de Juntas do Motor / JM / J&RM;
 Jogo de Juntas Superior do Motor / JS / J&RS; Jogo de Parafusos do Cabeçote / PF / PF;
 * Itens sob Consulta

		MÊS ANO					C.C.	POTÊNCIA (CV)
		→		←				
A 140	MB166.940	7	1997			GASOLINA	1397	82
A 140 A 160 (Brasil) VANEO	MB166.960 MB166.960 MB166.961	1 7 8	2001 1997 2001	8	2004	GASOLINA GASOLINA GASOLINA	1598 1598 1598	82 102 82/102
A 160 CDI 16V A 170 CDI 16V VANEO CDI 16V (DOHC)	MB668.941 MB668.940 MB668.914	7 7 8	1998 1998 2001	1	2001	DIESEL DIESEL DIESEL	1689 1689 1689	60 90 91
190 E 190 E (VEÍCULO COM REG. ALTURA)	MB102.910 MB102.919		1990 1990		1993 1993	GASOLINA GASOLINA	1797 1797	108 108
190 E 190 E (VEÍCULO SEM REG. ALTURA)	MB102.910 MB102.919		1990 1990		1993 1993	GASOLINA GASOLINA	1797 1797	108 108
C 180 16V C 180 T 16V (DOHC)	MB111.920 MB111.920	6 6	1993 1993		1996 1996	GASOLINA GASOLINA	1799 1799	122 122
C 180 16V C 180 T 16V (DOHC)	MB111.921 MB111.921		1996 1996			GASOLINA GASOLINA	1799 1799	122 122
A 190 VANEO	MB166.990 MB166.991	3 8	1999 2001			GASOLINA GASOLINA	1898 1898	125 125
200 D L 206 D L 206 D L 206 D L 206 D L 206 D L 306 D L 306 D L 306 D	MB615.913 MB615.915 MB615.917 MB615.937 MB615.939 MB615.917 MB615.937 MB615.939		1967 1971 1971 1971 1971 1971 1971 1971		1976 1976 1976 1976 1976 1976 1976 1976	DIESEL DIESEL DIESEL DIESEL DIESEL DIESEL DIESEL DIESEL	1988 1988 1988 1988 1988 1988 1988 1988	55 55 55/60 55/60 55/60 55/60 55/60 55/60
306 D,306 DG,200 D,L 206 D 61 L 307,200 D L 307,200 D L 307,200 D L 307,200 D L 307,200 D L 406 D,L 408 D,O 309 D MB 90,MB 100 N 1300	MB615.917 MB615.937 MB615.939 MB615.940 MB615.944 MB615.910 OM615 OM615		1976 1976 1976 1976 1976 1976 1976 1976		1985 1985 1985 1985	DIESEL DIESEL DIESEL DIESEL DIESEL DIESEL DIESEL DIESEL	1988 1988 1988 1988 1988 1988 1988 1988	60 60 60 60 60 60 58 55
190 190 190 200 200 T (VEÍCULO COM REG. ALTURA)	MB102.921 MB102.938 MB102.961 MB102.920 MB102.939	4 4 6 6	1982 1982 1980 1980	8 8	1984 1984 1985 1985	GASOLINA GASOLINA GASOLINA GASOLINA GASOLINA	1996 1996 1996 1996 1996	90 86 122 100 109
190 200 190 E 200 CE 200 E 200 T 200 TE (VEÍCULO COM REG. ALTURA)	MB102.924 MB102.922 MB102.962 MB102.963 MB102.963 MB102.922 MB102.963	9 10 9 5 5 10 5	1984 1984 1985 1985 1985 1984 1985	6	1993 1993 1993 1993 1993 1993	GASOLINA GASOLINA GASOLINA GASOLINA GASOLINA GASOLINA GASOLINA	1996 1996 1996 1996 1996 1996 1996	122 109 122 122 122 109 122
190 190 190 200 200 T (VEÍCULO SEM REG. ALTURA)	MB102.921 MB102.921 MB102.961 MB102.920 MB102.939	4 4 6 6	1982 1982 1980 1980	8 8	1984 1984 1985 1985	GASOLINA GASOLINA GASOLINA GASOLINA GASOLINA	1996 1996 1996 1996 1996	90 122 122 100 109
190 200 190 E 200 CE 200 E 200 T 200 TE (VEÍCULO SEM REG. ALTURA)	MB102.924 MB102.922 MB102.962 MB102.963 MB102.963 MB102.922 MB102.963	9 10 9 5 5 10 5	1984 1984 1985 1985 1985 1984 1985	6	1993 1993 1993 1993 1993 1993	GASOLINA GASOLINA GASOLINA GASOLINA GASOLINA GASOLINA GASOLINA	1996 1996 1996 1996 1996 1996 1996	122 105 122 122 122 109 122




				IMAGEM DA JUNTA DO CABEÇOTE
	CÓDIGO MAHLE	CÓDIGO METAL LEVE		
80,00	JAA0480750/4* JUNTA ADMISSÃO JAV0480750/4* JUNTA TAMPA VÁLVULA JC0480750/4* JI0480750/4*	JAA9576/4* JUNTA ADMISSÃO JAV9576/4* JUNTA TAMPA VÁLVULA J&RC-9576/4* J&RI-9576/4*		
80,00 80,00 80,00	JAA0480750/4* JUNTA ADMISSÃO JAV0480750/4* JUNTA TAMPA VÁLVULA JC0480750/4* JI0480750/4*	JAA9576/4* JUNTA ADMISSÃO JAV9576/4* JUNTA TAMPA VÁLVULA J&RC-9576/4* J&RI-9576/4*		
80,00 80,00 80,00	JI0480750/4*	J&RI-9576/4*		
89,00 89,00	JC0480340/4*	J&RC-9558/4*		
89,00 89,00	JC0480340/4*	J&RC-9558/4*		
85,30 85,30	JS0480750/4	J&RS-9563/4	PF0480053*	
85,30 85,30			PF0480053*	
84,00 84,00	JAV0480750/4* JUNTA TAMPA VÁLVULA JC0481010/4* JI0480750/4*	JAV9576/4* JUNTA TAMPA VÁLVULA J&RC-9578/4* J&RI-9576/4*		
87,00 87,00 87,00 87,00 87,00 87,00 87,00 87,00			PF0480044*	
87,00 87,00 87,00 87,00 87,00 87,00 87,00			PF0480044*	
89,00 89,00 89,00 89,00 89,00	JC0480340/4*	J&RC-9558/4*		
89,00 89,00 89,00 89,00 89,00 89,00	JC0480340/4*	J&RC-9558/4*		
89,00 89,00 89,00 89,00 89,00	JC0480340/4*	J&RC-9558/4*		
89,00 89,00 89,00	JC0480340/4*	J&RC-9558/4*		



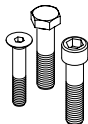
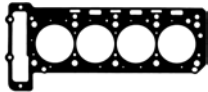





Descrição do Produto / Radical MAHLE / Radical Metal Leve: Junta do Coletor de Escape / JA / JA ;
 Junta do Coletor de Admissão / JAA / JAA; Junta do Coletor de Admissão e Escape / JAAE / JAAE;
 Junta do Câter / JAC / JAC; Junta da Tampa de Válvulas / JAV / JAV; Junta da Válvula Termostática / JAVT / JAVT;
 Junta do Cabeçote / JC / J&RC; Jogo de Juntas Inferior do Motor / JI / J&RI; Jogo de Juntas do Motor / JM / J&RM;
 Jogo de Juntas Superior do Motor / JS / J&RS; Jogo de Parafusos do Cabeçote / PF / PF;
 * Itens sob Consulta

		MÊS ANO					c.c.	POTÊNCIA (CV)
		→		←				
200 CE 16V 200 E 16V 200 TE 16V C 200 16V E 200 16V (DOHC)	MB111.940 MB111.940 MB111.940 MB111.941 MB111.940	10 10 10 6 7	1992 1992 1992 1993 1993	6 6 6	1993 1993 1996 1995	GASOLINA GASOLINA GASOLINA GASOLINA GASOLINA	1998 1998 1998 1998 1998	136 136 136 136 136
200 Kompressor 16V E 200 16V E 200 T 16V (DOHC)	MB111.956 MB111.942 MB111.942		2000 1995 1995			GASOLINA GASOLINA GASOLINA	1998 1998 1998	163 136 136
C 200 16V C 200 T 16V CLK 200 16V E 200 16V E 200 Kompressor 16V E 200 T Kompressor 16V E 200 T 16V SLK 200 Kompressor 16V SLK 200 16V (DOHC)	MB111.945 MB111.945 MB111.945 MB111.942 MB111.947 MB111.947 MB111.942 MB111.943 MB111.946		1996 1996 1998 1995 1997 1997 1995 1996 1996			GASOLINA GASOLINA GASOLINA GASOLINA GASOLINA GASOLINA GASOLINA GASOLINA GASOLINA	1998 1998 1998 1998 1998 1998 1998 1998 1998	136 136 136 136 186 186 136 192 136
VITO 113 16V VITO 113 16V (DOHC)	MB111.948 MB111.950	2	1996 1996			GASOLINA GASOLINA	1998 1998	129 129
V 200 16V (DOHC)	MB111.948		1996			GASOLINA	1998	129
C 200 Kompressor 16V C 200 T Kompressor 16V CLK 200 Kompressor 16V (DOHC)	MB111.944 MB111.944 MB111.944	6 6 6	1997 1997 1997	6 6 6	2000 2000 2000	GASOLINA GASOLINA GASOLINA	1998 1998 1998	180 180 192
C 200 Kompressor 16V E 200 Kompressor 16V SLK 200 Kompressor 16V (DOHC)	MB111.955 MB111.957 MB111.958	6	2000 1999 2000			GASOLINA GASOLINA GASOLINA	1998 1998 1998	163 136 163
C 180 16V (DOHC)	MB111.951	10	2000	5	2002	GASOLINA	1998	129
C 200 Kompressor 16V CLK 200 Kompressor 16V (DOHC)	MB111.956 MB111.956		2000 2000			GASOLINA GASOLINA	1998 1998	163 163
C 180 16V (DOHC)	MB111.952		2000			GASOLINA	1998	129
A 210 EVOLUTION	MB166.995		2002			GASOLINA	2084	140
C 220 CDI 16V C 220 CDI 16V E 220 CDI 16V SPRINTER CDI 16V (DOHC) (No: <30112121)	MB646.962 MB646.963 MB646.961 MB646.963	9 2 9	2003 2004 2003 2004			DIESEL DIESEL DIESEL DIESEL	2148 2148 2148 2148	150 150 150 150
C 200 CDI 16V C 220 CDI 16V E 200 CDI 16V E 220 CDI 16V (DOHC)	MB611.960 MB611.960 MB611.961 MB611.961		1998 1998 1998 1998			DIESEL DIESEL DIESEL DIESEL	2151 2151 2151 2151	102 125 100 123




				IMAGEM DA JUNTA DO CABEÇOTE
	CÓDIGO MAHLE	CÓDIGO METAL LEVE		
89,90 89,90 89,90 89,90 89,90	JC0481000/4* JS0481070/4*	J&RC-9434/4* J&RS-9631/4*	PF0480053*	
89,90 89,90 89,90	JC0481000/4* JS0481000/4*	J&RC-9434/4* J&RS-9434/4*	PF0480053*	
89,90 89,90 89,90 89,90 89,90 89,90 89,90 89,90 89,90	JC0481000/4* JS0481000/4*	J&RC-9434/4* J&RS-9434/4*	PF0480053*	
89,90 89,90	JC0481000/4* JS0481070/4*	J&RC-9434/4* J&RS-9631/4*	PF0480053*	
89,90	JC0481000/4* JS0481070/4*	J&RC-9434/4* J&RS-9631/4*	PF0480053*	
89,90 89,90 89,90	JC0481000/4* JS0481070/4*	J&RC-9434/4* J&RS-9631/4*	PF0480053*	
89,90 89,90 89,90	JC0481000/4* JS0481000/4*	J&RC-9434/4* J&RS-9434/4*	PF0480053*	
89,90	JC0481000/4* JS0481000/4*	J&RC-9434/4* J&RS-9434/4*	PF0480053*	
89,90 89,90	JC0481000/4* JS0481000/4*	J&RC-9434/4* J&RS-9434/4*	PF0480053*	
89,90	JC0481000/4* JS0481000/4*	J&RC-9434/4* J&RS-9434/4*	PF0480053*	
84,00	JAV0480750/4* JUNTA TAMPA VÁLVULA JC0481010/4* JI0480750/4*	JAV9576/4* JUNTA TAMPA VÁLVULA J&RC-9578/4* J&RI-9576/4*		
88,00 88,00 88,00 88,00	JAV0480880/4* JUNTA TAMPA VÁLVULA	JAV9198/4* JUNTA TAMPA VÁLVULA		
88,00 88,00 88,00 88,00	JAV0480880/4* JUNTA TAMPA VÁLVULA JS0480880/4*	JAV9198/4* JUNTA TAMPA VÁLVULA J&RS-9198/4*		



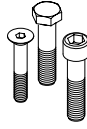


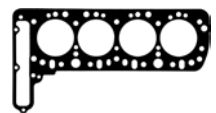





Descrição do Produto / Radical MAHLE / Radical Metal Leve: Junta do Coletor de Escape / JA / JA ;
 Junta do Coletor de Admissão / JAA / JAA; Junta do Coletor de Admissão e Escape / JAAE / JAAE;
 Junta do Câster / JAC / JAC; Junta da Tampa de Válvulas / JAV / JAV; Junta da Válvula Termostática / JAVT / JAVT;
 Junta do Cabeçote / JC / J&RC; Jogo de Juntas Inferior do Motor / JI / J&RI; Jogo de Juntas do Motor / JM / J&RM;
 Jogo de Juntas Superior do Motor / JS / J&RS; Jogo de Parafusos do Cabeçote / PF / PF;
 * Itens sob Consulta

		MÊS ANO			C.C.	POTÊNCIA (CV)	
		→	←				
SPRINTER 208 CDI 16V	MB611.981,MB611.987		1999		DIESEL	2151	82/129
SPRINTER 211 CDI 16V	MB611.981,MB611.987		1999		DIESEL	2151	82/129
SPRINTER 213 CDI 16V	MB611.981,MB611.987		1999		DIESEL	2151	82/129
SPRINTER 308 CDI 16V	MB611.981,MB611.987		1999		DIESEL	2151	82
SPRINTER 311 CDI 16V	MB611.981,MB611.987		1999		DIESEL	2151	82
SPRINTER 313 CDI 16V	MB611.981,MB611.987		1999		DIESEL	2151	82
SPRINTER 316 CDI 16V	MB611.981,MB611.987		1999		DIESEL	2151	82
SPRINTER 408 CDI 16V	MB611.981,MB611.987		1999		DIESEL	2151	82
SPRINTER 411 CDI 16V	MB611.981,MB611.987		1999		DIESEL	2151	82
SPRINTER 413 CDI 16V	MB611.981,MB611.987		1999		DIESEL	2151	82
SPRINTER 416 CDI 16V	MB611.981,MB611.987		1999		DIESEL	2151	82
V 200 CDI 16V	MB611.980	3	1999		DIESEL	2151	102
V 220 CDI 16V	MB611.980	3	1999		DIESEL	2151	122
VITO 108 CDI 16V	MB611.980		1998		DIESEL	2151	82
VITO 110 CDI 16V	MB611.980		1998		DIESEL	2151	102
VITO 112 CDI 16V (DOHC)	MB611.980		1998		DIESEL	2151	112
C 200 CDI 16V	MB611.962		2000		DIESEL	2151	102/136
C 220 CDI 16V (DOHC)	MB611.962		2000		DIESEL	2151	115/143
220 D	MB615.912		1967	1976	DIESEL	2198	60
L 306 D	MB615.917		1972		DIESEL	2198	60
L 306 DG	MB615.917		1972		DIESEL	2198	60
220 CE 16V	MB111.960		1992	6 1993	GASOLINA	2199	150
220 E 16V	MB111.960		1992	6 1993	GASOLINA	2199	150
220 TE 16V	MB111.960		1992	6 1993	GASOLINA	2199	150
C 220 16V	MB111.961	6	1993		GASOLINA	2199	150
E 220 16V (DOHC)	MB111.960	6	1993	6 1996	GASOLINA	2199	150
C 220 16V (USA) (DOHC)	MB111.961		1994		GASOLINA	2199	150
C 230 16V	MB111.974	6	1995		GASOLINA	2295	150
C 230 T 16V	MB111.974	6	1995		GASOLINA	2295	150
E 230 16V	MB111.970	6	1995	1997	GASOLINA	2295	150
E 230 T 16V (DOHC)	MB111.970	6	1995	1997	GASOLINA	2295	150
SPRINTER 214 16V	MB111.979		1996		GASOLINA	2295	143
SPRINTER 314 16V	MB111.979		1996		GASOLINA	2295	143
SPRINTER 414 16V	MB111.979		1996		GASOLINA	2295	143
VIANO V 230 16V	MB111.978		1996		GASOLINA	2295	143
VITO 114 16V (DOHC)	MB111.978		1996		GASOLINA	2295	143
VIANO V 230 16V (DOHC)	MB111.980		1996		GASOLINA	2295	143
C 230 Kompressor 16V	MB111.975	6	1996	1997	GASOLINA	2295	193
C 230 T Kompressor 16V (DOHC) (No: <-0-005590),(No: <-2-000267) (No: <-003500),(No: <-000739)	MB111.975	6	1996	1997	GASOLINA	2295	193
SPRINTER 214 16V (DOHC) (No: <-0-005590),(No: <-2-000267) (No: <-003500),(No: <-000739)	MB111.979				GASOLINA	2295	125
230 T Kompressor 16V	MB111.975		1997		GASOLINA	2295	190
C 230 Kompressor 16V	MB111.975		1997		GASOLINA	2295	190
C 230 Kompressor 16V	MB111.981		2001		GASOLINA	2295	197
C230 KOMPRESSOR SUPERCHARGED 16V	111.975		1999	2002	GASOLINA	2295	185
C230 KOMPRESSOR SUPERCHARGED 16V	111.981		1999	2002	GASOLINA	2295	192
CLK 230 Kompressor 16V	MB111.975		1997		GASOLINA	2295	190
CLK 230 Kompressor 16V	MB111.982		2000		GASOLINA	2295	197
SLK 230 Kompressor 16V	MB111.973		1997		GASOLINA	2295	190
SLK 230 Kompressor 16V	MB111.983		2000		GASOLINA	2295	197
SLK230 KOMPRESSOR SUPERCHARGED 16V	111.973		1999	2004	GASOLINA	2295	185
SLK230 KOMPRESSOR SUPERCHARGED 16V (DOHC) (No: -0-005591>) (No: -2-000268>)	111.983		1999	2004	GASOLINA	2295	192
ML 230 16V (DOHC)	MB111.977	5	1997		GASOLINA	2295	150
190 E (USA)	MB102.961		1982	1984	GASOLINA	2299	122
230 CE	MB102.980	6	1980	1984	GASOLINA	2299	125/136
230 E	MB102.980	6	1980	1984	GASOLINA	2299	125/136
230 TE (VEÍCULO SEM REG. ALTURA) (No: <-0-176550) (No: <-2-133269)	MB102.980	6	1980	1984	GASOLINA	2299	125/136




				IMAGEM DA JUNTA DO CABEÇOTE
	CÓDIGO MAHLE	CÓDIGO METAL LEVE		
88,00 88,00 88,00 88,00 88,00 88,00 88,00 88,00 88,00 88,00 88,00 88,00 88,00 88,00 88,00	JAV0480880/4* JUNTA TAMPA VÁLVULA	JAV9198/4* JUNTA TAMPA VÁLVULA		
88,00 88,00	JAV0480880/4* JUNTA TAMPA VÁLVULA	JAV9198/4* JUNTA TAMPA VÁLVULA		
87,00 87,00 87,00			PF0480044*	
89,90 89,90 89,90 89,90 89,90	JC0481000/4* JS0481070/4*	J&RC-9434/4* J&RS-9631/4*	PF0480053*	
89,90	JC0481000/4*	J&RC-9434/4*	PF0480053*	
90,90 90,90 90,90 90,90 90,90			PF0480053*	
90,90 90,90 90,90 90,90 90,90			PF0480053*	
90,90			PF0480053*	
90,90 90,90	JS0481060/4	J&RS-9585/4	PF0480053*	
90,90	JS0481060/4	J&RS-9585/4	PF0480053*	
90,90 90,90 90,90 90,90 90,90 90,90 90,90 90,90 90,90 90,90 90,90	JM0480720/4*	J&RM-9565/4*		
90,90			PF0480053*	
95,50 95,50 95,50 95,50	JM0480870/4*	J&RM-9560/4*		



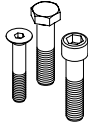




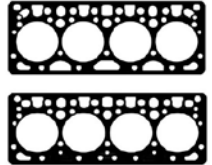
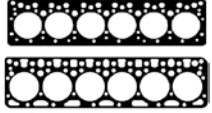

Descrição do Produto / Radical MAHLE / Radical Metal Leve: Junta do Coletor de Escape / JA / JA ;
 Junta do Coletor de Admissão / JAA / JAA; Junta do Coletor de Admissão e Escape / JAAE / JAAE;
 Junta do Carter / JAC / JAC; Junta da Tampa de Válvulas / JAV / JAV; Junta da Válvula Termostática / JAVT / JAVT;
 Junta do Cabeçote / JC / J&RC; Jogo de Juntas Inferior do Motor / JI / J&RI; Jogo de Juntas do Motor / JM / J&RM;
 Jogo de Juntas Superior do Motor / JS / J&RS; Jogo de Parafusos do Cabeçote / PF / PF;
 * Itens sob Consulta

		MÊS ANO					C.C.	POTÊNCIA (CV)
		→		←				
240 D 240 TD 240D BASE 8V	MB616.912 MB616.916	8	1973			DIESEL	2404	65
		8	1973 1976		1983	DIESEL DIESEL DIESEL	2404 2404 2404	72
240 GD MB 100 D MB 120 D MB 130 D MB 140 D MB 150 MB 170 MB 180 D	MB616.940 MB616.963 MB616.961 MB616.961 MB616.961 MB616.961 MB616.961 MB616.961		1976 1987 1987 1987 1987 1987 1987		1987 1997	DIESEL DIESEL DIESEL DIESEL DIESEL DIESEL DIESEL	2404 2404 2404 2404 2404 2404 2404	72 72 72 72 72 72 72
207 D 307 D 407 D 507 D 307 D 510 D	MB616.910,MB616.917 MB616.910,MB616.917 MB616.910,MB616.917 MB616.910,MB616.917 MB616.910,MB616.917 MB616.910,MB616.917		1977 1977 1977 1977 1977 1977		1990 1990 1990 1990 1990 1990	DIESEL DIESEL DIESEL DIESEL DIESEL DIESEL	2404 2404 2404 2404 2404 2404	72 72 72 72 72 72
L 406 DG L 407 DG O 309 D	MB616.934,MB616.960 MB616.934,MB616.960 MB616.934,MB616.960		1977 1977 1977			DIESEL DIESEL DIESEL	2404 2404 2404	65 65 65
SPRINTER TDI (Brasil)			1997			DIESEL	2495	95
190 D 190 TD 250 D 250 GD 250 GD 250 GD 250 GD 250 TD (VEICULO COM REG. ALTURA)	MB602.911 MB602.961 MB602.912 MB602.930 MB602.931 MB602.938 MB602.939 MB602.962	6 6 3 3 3 3 3 3	1985 1985 1985 1985 1985 1985 1985 1985	6 6 6 6 6 6 6 6	1993 1993 1993 1993 1993 1993 1993 1993	DIESEL DIESEL DIESEL DIESEL DIESEL DIESEL DIESEL DIESEL	2497 2497 2497 2497 2497 2497 2497 2497	90 122 90 90 90 90 90 122
190 D 190 TD 250 D 250 GD 250 GD 250 GD 250 GD 250 TD O 405 GTZ (VEICULO SEM REG. ALTURA)	MB602.911 MB602.961 MB602.912 MB602.930 MB602.931 MB602.938 MB602.939 MB602.962 MB602.990	6 6 3 3 3 3 3 3	1985 1985 1985 1985 1985 1985 1985 1985	6 6 6 6 6 6 6 6	1993 1993 1993 1993 1993 1993 1993 1993	DIESEL DIESEL DIESEL DIESEL DIESEL DIESEL DIESEL DIESEL	2497 2497 2497 2497 2497 2497 2497 2497	90 122 90 90 90 90 90 122 90
190 E 16V (DOHC)	MB102.990	9	1988			GASOLINA	2498	197
190 E 190E 2.6 12V 260 E 260 E 260 SE 260E BASE 12V	MB103.942 MB103.940 MB103.943 MB103.941		1986 1987 1985 1985 1985 1987		1993 1993 6 6 6 1989	GASOLINA GASOLINA GASOLINA GASOLINA GASOLINA GASOLINA	2599 2599 2599 2599 2599 2599	160/166 158 160/166 160/166 160/166 158
C 270 CDI 20V CLK 270 CDI 20V CLK 270 CDI 20V E 270 CDI 20V E 270 CDI 20V E 270 CDI 20V G 270 CDI 20V ML 270 CDI 20V ML 270 CDI 20V SPRINTER CDI 20V SPRINTER CDI 20V SPRINTER CDI 20V (DOHC)	MB612.962 MB612.967 OM612.962 MB612.961 MB612.962 MB647.961 MB612.965 MB612.962 MB612.963 MB612.962 MB612.981 MB647.981	10 6 3 10	2000 2002 2002 2000 1999 2003 2001 1999 2000 1999 2000 2004		2006	DIESEL DIESEL DIESEL DIESEL DIESEL DIESEL DIESEL DIESEL DIESEL DIESEL DIESEL DIESEL	2685 2685 2685 2685 2685 2685 2685 2685 2685 2685 2685 2685	170 170 170 170 163 177 156 163 163 163 156 177
V 280 (DOHC)	MB104.900		1998			GASOLINA	2792	174
280 E 24V 280 TE 24V 300 SE 24V C 280 24V C280 BASE 24V E 280 24V E 280 24V S 280 24V SL 280 24V (DOHC)	MB104.942 MB104.942 MB104.944 MB104.941 MB104.942 MB104.945 MB104.944 MB104.943		1992 1992 1992 1993 1994 1993 1995 1993 1993	6 6 6 7 7	1993 1993 1997 1995 1997	GASOLINA GASOLINA GASOLINA GASOLINA GASOLINA GASOLINA GASOLINA GASOLINA GASOLINA	2799 2799 2799 2799 2799 2799 2799 2799 2799	197 197 193 193 194 197 193 193 204




				IMAGEM DA JUNTA DO CABEÇOTE
	CÓDIGO MAHLE	CÓDIGO METAL LEVE		
91,00 91,00 91,00	JC0480330/4* JM0480330/4* JS0480330/4*	J&RC-9214/4* J&RM-9214/4* J&RS-9214/4*	PF0480044*	
91,00 91,00 91,00 91,00 91,00 91,00 91,00	JC0480330/4* JM0480330/4* JS0480330/4*	J&RC-9214/4* J&RM-9214/4* J&RS-9214/4*	PF0480044*	
91,00 91,00 91,00 91,00 91,00 91,00	JC0480330/4* JM0480330/4* JS0480330/4*	J&RC-9214/4* J&RM-9214/4* J&RS-9214/4*	PF0480044*	
91,00 91,00 91,00	JC0480330/4* JM0480330/4* JS0480330/4*	J&RC-9214/4* J&RM-9214/4* J&RS-9214/4*	PF0480044*	
90,50				
87,00 87,00 87,00 87,00 87,00 87,00 87,00 87,00			PF0480030*	
87,00 87,00 87,00 87,00 87,00 87,00 87,00 87,00			PF0480030*	
95,50			PF0480053*	
82,90 82,90 82,90 82,90 82,90	JM0480860/4*	J&RM-9561/4*		
88,00 88,00 88,00 88,00 88,00 88,00 88,00 88,00 88,00 88,00 88,00	JC0481020/4 JM0481020/4* JS0481020/4*	J&RC-9581/4 J&RM-9581/4* J&RS-9581/4*		
81,00	JC0591330/4* JM0591330/4*	J&RC-9593/4* J&RM-9593/4*		
89,90 89,90 89,90 89,90 90,00 89,90 89,90 89,90 89,90	JAV0481050/6* JUNTA TAMPA VÁLVULA JM0481050/6*	JAV9582/6* JUNTA TAMPA VÁLVULA J&RM-9582/6*		



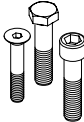













Descrição do Produto / Radical MAHLE / Radical Metal Leve: Junta do Coletor de Escape / JA / JA ;
 Junta do Coletor de Admissão / JAA / JAA; Junta do Coletor de Admissão e Escape / JAAE / JAAE;
 Junta do Carter / JAC / JAC; Junta da Tampa de Válvulas / JAV / JAV; Junta da Válvula Termostática / JAVT / JAVT;
 Junta do Cabeçote / JC / J&RC; Jogo de Juntas Inferior do Motor / JI / J&RI; Jogo de Juntas do Motor / JM / J&RM;
 Jogo de Juntas Superior do Motor / JS / J&RS; Jogo de Parafusos do Cabeçote / PF / PF;
 * Itens sob Consulta

		MÊS ANO				C.C.	POTÊNCIA (CV)	
		→		←				
210 D 290 GD 310 D 410 D G 290 G 290 MB 100 K	MB602.940 MB609.942 MB602.940 MB602.940 MB602.942 MB602.947 MB662.911		1989 1992 1989 1989 1993 1993 1993	1993	DIESEL DIESEL DIESEL DIESEL DIESEL DIESEL DIESEL	2874 2874 2874 2874 2874 2874 2874	95 95 95 95 98 98 98	
290 GTD 512 D 612 D 614 D 812 D 814 D E 290 TD SPRINTER 210 SPRINTER 212 SPRINTER 212 TD SPRINTER 310 SPRINTER 312 SPRINTER 312 TD SPRINTER 412 SPRINTER 412 TD SPRINTER T1N VARIO 512 D VARIO 612 D VARIO 812 D VARIO T2W	MB602.983 MB602.984,MB602.985 MB602.984,MB602.985 MB602.984,MB602.985 MB602.984,MB602.985 MB602.984,MB602.985 MB602.982 MB602.980 MB602.980 MB602.980 MB602.980 MB602.980 MB602.980 MB602.980 MB602.980 MB602.984 MB602.984,MB602.985 MB602.985 MB602.984,MB602.985	4 4 4 4 4 4 3 2 2 2 2 5 5 2 2 9 6 9 4	1994 1994 1994 1994 1994 1994 1994 1997 1995 1995 1995 1995 1997 1995 1995 1996 1996 1996 1994	2000 2000 1996 2000 2000 1996 1996 1999	DIESEL DIESEL DIESEL DIESEL DIESEL DIESEL DIESEL DIESEL DIESEL DIESEL DIESEL DIESEL DIESEL DIESEL DIESEL DIESEL DIESEL DIESEL DIESEL DIESEL	2874 2874	129 122 122 122 122 122 129 102 122 122 102 102 122 122 122 122 122 122 122 122 122 122	
C 30 CDI AMG 20V (DOHC)	MB612.990	9	2002		DIESEL	2950	231	
320 CE 24V 320 E 24V 320 TE 24V E 320 24V E 320 24V G 320 24V S 320 24V S320 LWB 24V S320 SWB 24V SL 320 24V (DOHC)	MB104.992 MB104.992 MB104.992 MB104.992 MB104.995 MB104.996 MB104.994 104.994 104.994 MB104.991	7	1992 1992 1992 1993 1995 1995 1992 1999 1999 1993	6 6 6 1995 1999 1999 1999	1993 1993 1993 1995 1999 1999	GASOLINA GASOLINA GASOLINA GASOLINA GASOLINA GASOLINA GASOLINA GASOLINA GASOLINA GASOLINA	3199 3199 3199 3199 3199 3199 3199 3199 3199 3199	220 220 220 220 220 211 231 228 228 231
300 TE AMG 24V (DOHC)	MB104.992	5	1994	6 1996	GASOLINA	3606	272	
AXOR 2035 AXOR 2040 AXOR 2044 AXOR 2540 AXOR 2544 AXOR 2640 AXOR 2644 AXOR 3340 AXOR 3344 AXOR 4140 AXOR 4144 LS 1938 S LS 1944 LS 2638 (APÓS MOTOR 085589) (CABEÇOTE COM REBAIXO) (COM COLARINHO RETANGULAR)	OM457 OM457 OM457 OM457 OM457 OM457 OM457 OM457 OM457 OM457 OM457 OM457 OM457 OM457 OM457		2004 2004 2004 2004 2004 2004 2004 2004 2004 2004 2004 2004 2004 2004 2004		DIESEL DIESEL DIESEL DIESEL DIESEL DIESEL DIESEL DIESEL DIESEL DIESEL DIESEL DIESEL DIESEL DIESEL DIESEL	11967 11967 11967 11967 11967 11967 11967 11967 11967 11967 11967 11967 11967 11967 11967	380 380 380 380 380 380 380 380 380 380 380 380 380 380 380	
	OM314 OM314 OM314 OM314 OM314				DIESEL DIESEL DIESEL DIESEL DIESEL			
	OM352 OM352 OM352 /A OM352 /A OM352 /A OM352 /A OM352A OM352A				DIESEL DIESEL DIESEL DIESEL DIESEL DIESEL DIESEL DIESEL			
(MISTO QUENTE)	OM352A				DIESEL			




				IMAGEM DA JUNTA DO CABEÇOTE
	CÓDIGO MAHLE	CÓDIGO METAL LEVE		
89,00 89,00 89,00 89,00 89,00 89,00 89,00			PF0480030*	
89,00 89,00			PF0480030*	
88,00	JC0481020/4 JM0481020/4* JS0481020/4*	J&RC-9581/4 J&RM-9581/4* J&RS-9581/4*		
89,90 89,90 89,90 89,90 89,90 89,90 89,90 89,90 89,90 89,90	JAV0481050/6* JUNTA TAMPA VÁLVULA JM0481050/6*	JAV9582/6* JUNTA TAMPA VÁLVULA J&RM-9582/6*		
89,90	JAV0481050/6* JUNTA TAMPA VÁLVULA JM0481050/6*	JAV9582/6* JUNTA TAMPA VÁLVULA J&RM-9582/6*		
128,00 128,00	JC0480964/1* JS48964/1 C/RET. JS48964/1 JM48964/6 C/RET. JM48964/6	J&RC-9272/1* J&RS-9272/1 C/RET. J&RS-9272/1 J&RM-9272/6 C/RET. J&RM-9272/6		
	JC48510/4-98,5mm JC48510/4-100,0mm JM48100/4-100,0mm C/RET. JM48100/4-98,5mm C/RET. JS48100/4-98,5mm	J&RC-1475/4-98,5mm J&RC-1475/4-100,0mm J&RM-1049/4-100,0mm C/RET. J&RM-1049/4-98,5mm C/RET. J&RS-1049/4-98,5mm		
	JM48100/6-100,0mm C/RET. JM48100/6-98,5mm C/RET. JC48350/6-98,5mm JC48350/6-100,0mm JS48350/6-100,0mm JS48350/6-98,5mm JM48250/6-100,0mm C/RET. JM48250/6-98,5mm C/RET. JAC480350/6 JUNTA TAMPA DO CÁRTER	J&RM-1049/6-100,0mm C/RET. J&RM-1049/6-98,5mm C/RET. J&RC-9041/6-98,5mm J&RC-1049/6-100mm J&RS-9041/6-100,0mm J&RS-9041/6-98,5mm J&RM-995/6-100,0mm C/RET. J&RM-995/6-98,5mm C/RET. JAC9041/6 JUNTA TAMPA DO CÁRTER		
	JM48350/6-100,0mm C/RET.	J&RM-9041/6-100,0mm C/RET.		



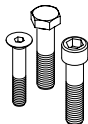










Descrição do Produto / Radical MAHLE / Radical Metal Leve: Junta do Coletor de Escape / JA / JA ;
 Junta do Coletor de Admissão / JAA / JAA; Junta do Coletor de Admissão e Escape / JAAE / JAAE;
 Junta do Carter / JAC / JAC; Junta da Tampa de Válvulas / JAV / JAV; Junta da Válvula Termostática / JAVT / JAVT;
 Junta do Cabeçote / JC / J&RC; Jogo de Juntas Inferior do Motor / JI / J&RI; Jogo de Juntas do Motor / JM / J&RM;
 Jogo de Juntas Superior do Motor / JS / J&RS; Jogo de Parafusos do Cabeçote / PF / PF;
 * Itens sob Consulta

		MÊS ANO			c.c.	POTÊNCIA (CV)
		→	←			
(ADAPTAÇÃO - 1 CIL.)	OM355				DIESEL	
	OM355/5 ASP/TURBO				DIESEL	
	OM355/6 ASP/TURBO				DIESEL	
	OM364 OM364 OM364 /A TURBO OM364 /A/LA TURBO OM364 /A/LA OM364 /A/LA OM364 /A/LA OM364 /A/LA				DIESEL DIESEL DIESEL DIESEL DIESEL DIESEL DIESEL DIESEL	
	OM366 OM366 /A OM366 /A OM366A OM366 /A/LA OM366 /A/LA OM366 /A/LA OM366 /A/LA				DIESEL DIESEL DIESEL DIESEL DIESEL DIESEL DIESEL DIESEL	
(COM ANEL DA CAMISA E TOMBAK)	OM447 6 CIL				DIESEL	
(COM ANEL DA CAMISA E TOMBAK)	OM449 5 CIL				DIESEL	
(ATÉ MOTOR 085588) (CABEÇOTE S/REBAIXO) (COM RET. DA HASTE DE VÁLVULAS) (COM ANEL E CALÇOS DA CAMISA)	OM 457			2004 2004 2004 2004 2004	DIESEL DIESEL DIESEL DIESEL DIESEL	
(COM COLARINHO OVAL E COM ANEL CAMISA)	OM457		2004 2004		DIESEL DIESEL	
(TAMPA DE VÁLVULAS DE PLÁSTICO)	OM 904 ELETRÔNICO				DIESEL	
(TAMPA DE VÁLVULAS DE PLÁSTICO)	OM 906 ELETRÔNICO				DIESEL	
(TAMPA DE VÁLVULAS DE PLÁSTICO)	OM 924 ELETRÔNICO				DIESEL	
(TAMPA DE VÁLVULAS DE PLÁSTICO)	OM 926 ELETRÔNICO				DIESEL	




				IMAGEM DA JUNTA DO CABEÇOTE
	CÓDIGO MAHLE	CÓDIGO METAL LEVE		
	JC48600/1	J&RC-900/1		
	JC48600/2 JC48600/3 JM48600/5 C/RET. JS48600/5 C/RET.	J&RC-900/2 J&RC-900/3 J&RM-900/5 C/RET. J&RS-900/5 C/RET.		
	JC48600/3 JM48600/6 C/RET. JS48600/6 C/RET.	J&RC-900/3 J&RM-900/6 C/RET. J&RS-900/6 C/RET.		
	JS48510/4-100,0mm JM48410/4-100,0mm C/RET. JM48510/4-100,0mm C/RET. JM48510/4-98,5mm C/RET. JS48510/4-98,5mm JC48510/4-100,0mm JC48510/4-98,5mm JM48410/4-98,5mm C/RET. JAVT0480410/4 JUNTA VÁLVULA TERMOSTÁTICA	J&RS-1475/4-100,0mm J&RM-1807/4-100,0mm C/RET. J&RM-1475/4-100,0mm C/RET. J&RM-1475/4-98,5mm C/RET. J&RS-1475/4-98,5mm J&RC-1475/4-100,0mm J&RC-1475/4-98,5mm J&RM-1807/4-98,5mm C/RET. JAVT1807/4 JUNTA VÁLVULA TERMOSTÁTICA		
	JM48410/6-100,0mm C/RET. JC48350/6-100,0mm JS48510/6-100,0mm JM48510/6-100,0mm C/RET. JS48510/6-98,5mm JM48410/6-98,5mm C/RET. JC48350/6-98,5mm JM48510/6-98,5mm C/RET. JAV480510/6 JUNTA TAMPA VÁLVULA JAVT0480410/4 JUNTA VÁLVULA TERMOSTÁTICA JAC480350/6 JUNTA TAMPA DO CÂRTER	J&RM-1807/6-100,0mm C/RET. J&RC-1049/6-100mm J&RS-1475/6-100mm J&RM-1475/6-100,0mm C/RET. J&RS-1475/6-98,5mm J&RM-1807/6-98,5mm C/RET. J&RC-9041/6-98,5mm J&RM-1475/6-98,5mm C/RET. JAV1475/6 JUNTA TAMPA VÁLVULA JAVT1807/4 JUNTA VÁLVULA TERMOSTÁTICA JAC9041/6 JUNTA TAMPA DO CÂRTER		
	JS48930/1 JS48930/1 C/RET. JC48930/1 JM48930/6 JM48940/6 C/RET.	J&RS-1894/1 J&RS-1894/1 C/RET. J&RC-1894/1 J&RM-1894/6 J&RM-2095/6 C/RET.		
	JS48930/1 JS48930/1 C/RET. JC48930/1 JM48930/5 JM48940/5 C/RET.	J&RS-1894/1 J&RS-1894/1 C/RET. J&RC-1894/1 J&RM-1894/5 J&RM-2095/5 C/RET.		
	JC48990/1 JS48990/1 C/RET. JS48990/1 JM48990/6 C/RET. JM48990/6	J&RC-2395/1 J&RS-2395/1 C/RET. J&RS-2395/1 J&RM-2395/6 C/RET. J&RM-2395/6		
	JS48970/1 C/RET. JS48970/1	J&RS-2470/1 C/RET. J&RS-2470/1		
	JM48980/4 C/RET. JS48980/4 C/RET. JC48980/4	J&RM-9088/4 C/RET. J&RS-9088/4 C/RET. J&RC-9088/4		
	JM48760/6 C/RET. JS48760/6 C/RET. JC48760/6	J&RM-9295/6 C/RET. J&RS-9295/6 C/RET. J&RC-9295/6		
	JM48770/4 C/RET. JS48770/4 C/RET. JC48770/4	J&RM-9296/4 C/RET. J&RS-9296/4 C/RET. J&RC-9296/4		
	JM48780/6 C/RET. JS48780/6 C/RET. JC48780/6	J&RM-9297/6 C/RET. J&RS-9297/6 C/RET. J&RC-9297/6		



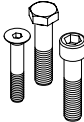










Descrição do Produto / Radical MAHLE / Radical Metal Leve: Junta do Coletor de Escape / JA / JA ;
 Junta do Coletor de Admissão / JAA / JAA; Junta do Coletor de Admissão e Escape / JAAE / JAAE;
 Junta do Câmbio / JAC / JAC; Junta da Tampa de Válvulas / JAV / JAV; Junta da Válvula Termostática / JAVT / JAVT;
 Junta do Cabeçote / JC / J&RC; Jogo de Juntas Inferior do Motor / JI / J&RI; Jogo de Juntas do Motor / JM / J&RM;
 Jogo de Juntas Superior do Motor / JS / J&RS; Jogo de Parafusos do Cabeçote / PF / PF;
 * Itens sob Consulta

		MÊS ANO			C.C.	POTÊNCIA (CV)
		→	←			
COLT LANCER (SOHC)	G15B G15B	1983 1983	1988 1988	GASOLINA GASOLINA	1468 1468	70/75 70/75
LANCER MIRAGE MIRAGE PRECIS PRECIS PROTON SAGA	4G15 4G15 G15B 4G15 G15B G15B	1983 1983 1983 1984 1984 1985	1988 1990 1990 1993 1993	GASOLINA GASOLINA GASOLINA GASOLINA GASOLINA GASOLINA	1468 1468 1468 1468 1468 1468	70/75 75/84 75/84 75/84 75/84 75
COLT 16V LANCER 16V (SOHC)	4G92 4G92	1992 1992	1996	GASOLINA GASOLINA	1597 1597	113 113
CARISMA 16V (SOHC)	4G92	1996	6 2000	GASOLINA	1597	100
CARISMA 16V (SOHC)	4G92	7 2000	2004	GASOLINA	1597	103
PAJERO IO 16V (SOHC)	4G93	7 1998		GASOLINA	1799	92
COLT 16V ETERNA 16V GALANT 16V LANCER 16V MIRAGE 16V MIRAGE ES 16V PROTON PERSONA 16V SPACE RUNNER 16V SPACE WAGON 16V (SOHC)	4G93 4G93 4G93 4G93 4G93 4G93 4G93 4G93 4G93 4G93	1992 1993 1992 1992 1993 1993 1996 1991 1991	1996 1996 1996 1996 1996 1995	GASOLINA GASOLINA GASOLINA GASOLINA GASOLINA GASOLINA GASOLINA GASOLINA GASOLINA GASOLINA	1834 1834 1834 1834 1834 1834 1834 1834 1834 1834	120 120 120 120 120 120 114 121 121
CARISMA 16V EXPO LRV 16V EXPO LRV BASE 16V (SOHC)	4G93 4G93 4G93	1995 1992 1993	1999 1996 1993	GASOLINA GASOLINA GASOLINA	1834 1834 1834	115 120
COLT 16V LANCER 16V (SOHC)	4G93 4G93	5 1992 5 1992	12 1996 12 1996	GASOLINA GASOLINA	1834 1834	140 140
CARISMA 16V COLT 16V LANCER 16V (DOHC)	4G93K 4G93K 4G93K	1995 1993 1993	1995 1995	GASOLINA GASOLINA GASOLINA	1834 1834 1834	140 140 140
CARISMA 16V FTO 16V LANGER 16V MIRAGE 16V MIRAGE DE 16V MIRAGE ES 16V MIRAGE LS 16V (SOHC)	4G93 4G93 4G93 4G93 4G93 4G93 4G93	5 1995 9 1994 6 2001 1 1997 2000 2001 1997	2 1999 9 1995 3 2007 3 2007 2000 2001 2002	GASOLINA GASOLINA GASOLINA GASOLINA GASOLINA GASOLINA GASOLINA	1834 1834 1834 1834 1834 1834 1834	113 113 113 113 1834 1834 1834
LEGNUM GDI 16V RVR GDI 16V SPACE STAR GDI 16V (DOHC)	4G93 4G93 4G93	9 1997 9 1997 6 1998	8 1999 2002	GASOLINA GASOLINA GASOLINA	1834 1834 1834	122 122 122
CARISMA 16V MIRAGE DINGO 16V (DOHC)	4G93(GDI) 4G93	11 1999 12 1999	8 2002	GASOLINA GASOLINA	1834 1834	125 125
MONTERO IO 16V PAJERO IO 16V (DOHC)	4G93 4G93	1999 1999		GASOLINA GASOLINA	1834 1834	117 117
PAJERO IO PAJERO JR PAJERO PININ 16V (SOHC)	4G93 4G93 4G93(GDI)	9 2002 9 2002 9 2001	2 2005	GASOLINA GASOLINA GASOLINA	1834 1834 1834	114/160
CARISMA TD (SOHC)	F8QT	1997	2000	DIESEL	1870	90
ECLIPSE BASE 16V ECLIPSE GS 16V ECLIPSE GS 16V ECLIPSE RS 16V ECLIPSE RS 16V (DOHC)	420A 420A 420A 420A 420A	1996 1995 1996 1995 1996	1997 1999 1999 1999 1999	GASOLINA GASOLINA GASOLINA GASOLINA GASOLINA	1997 1996 1997 1996 1997	145 145




				IMAGEM DA JUNTA DO CABEÇOTE
	CÓDIGO MAHLE	CÓDIGO METAL LEVE		
75,50 75,50	JM0100590/4*	J&RM-9446/4*		
75,50 75,50 75,50 75,50 75,50	JM0100590/4*	J&RM-9446/4*		
81,00 81,00	JC0100650/4* JM0100650/4* JS0100650/4*	J&RC-9461/4* J&RM-9461/4* J&RS-9461/4*	PF1950060*	
81,00			PF1950060*	
81,00			PF1950060*	
81,00	JC1950450/4* JM1950450/4* JS1950450/4	J&RC-9596/4* J&RM-9596/4* J&RS-9596/4	PF1950060*	
81,00 81,00 81,00 81,00 81,00 81,00 81,00 81,00	JC0100650/4* JM0100650/4* JS0100650/4*	J&RC-9461/4* J&RM-9461/4* J&RS-9461/4*	PF1950060*	
81,00 81,00 81,00	JC0100650/4* JM0100650/4* JS0100650/4*	J&RC-9461/4* J&RM-9461/4* J&RS-9461/4*	PF1950060*	
81,00 81,00	JC0100650/4*	J&RC-9461/4*	PF1950060*	
81,00 81,00 81,00			PF1950060*	
81,00 81,00 81,00 81,00 81,00 81,00			PF1950060*	
81,00 81,00 81,00			PF1950060*	
81,00 81,00	JC1950450/4*	J&RC-9596/4*	PF1950060*	
81,00 81,00 81,00	JC1950450/4* JM1950480/4*	J&RC-9596/4* J&RM-9603/4*	PF1950060*	
80,00	JAV1950310/4* JUNTA TAMPA VÁLVULA	JAV9366/4* JUNTA TAMPA VÁLVULA		
87,50 87,50 87,50 87,50	JC0100510/4*	J&RC-9420/4*	PF0100088*	



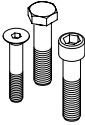


Descrição do Produto / Radical MAHLE / Radical Metal Leve: Junta do Coletor de Escape / JA / JA ;
 Junta do Coletor de Admissão / JAA / JAA; Junta do Coletor de Admissão e Escape / JAAE / JAAE;
 Junta do Carter / JAC / JAC; Junta da Tampa de Válvulas / JAV / JAV; Junta da Válvula Termostática / JAVT / JAVT;
 Junta do Cabeçote / JC / J&RC; Jogo de Juntas Inferior do Motor / JI / J&RI; Jogo de Juntas do Motor / JM / J&RM;
 Jogo de Juntas Superior do Motor / JS / J&RS; Jogo de Parafusos do Cabeçote / PF / PF;
 * Itens sob Consulta

		MÊS ANO			C.C.	POTÊNCIA (CV)
		→	←			
ECLIPSE GS 16V ECLIPSE GST 16V ECLIPSE GSX 16V ECLIPSE TURBO 16V GALANT 16V GALANT GS 16V GALANT GSR 16V GALANT GSX 16V GALANT TURBO 16V GALANT VR-4 TURBO 16V (DOHC)	4G63 4G63 4G63 4G63BT 4G63 4G63 4G63 4G63 4G63 4G63BT 4G63	1990 1990 1990 1989 1987 1989 1991 1990 1987 1991	1992 1992 1992 1992 1992 1992 1992 1992 1992 1992 1992	GASOLINA GASOLINA GASOLINA GASOLINA GASOLINA GASOLINA GASOLINA GASOLINA GASOLINA GASOLINA GASOLINA	1997 1997 1997 1997 1997 1997 1997 1997 1997 1997 1997	150 144 150
ECLIPSE 16V ECLIPSE GS 16V ECLIPSE GST 16V ECLIPSE GSX 16V (DOHC)	4G63 4G63T 4G63T 4G63T	1987 1990 1990 1990	1992 1992 1992 1992	GASOLINA GASOLINA GASOLINA GASOLINA	1997 1997 1997 1997	144
CHARIOT TURBO 16V ECLIPSE GST TURBO 16V ECLIPSE GST TURBO 16V ECLIPSE GSX TURBO 16V ECLIPSE GSX TURBO 16V ECLIPSE SPYDER GST TURBO 16V ECLIPSE SPYDER GST TURBO 16V ECLIPSE TURBO 16V GRANDIS TURBO 16V RVR TURBO 16V (DOHC)	4G63T 4G63 4G63T 4G63 4G63T 4G63 4G63T 4G63T 4G63T 4G63T	3 1991 1995 1995 1995 1995 1996 1996 1995 3 1991 9 1992	3 1993 1999 1999 1999 1999 1999 1999 1999 3 1993 4 1995	GASOLINA GASOLINA GASOLINA GASOLINA GASOLINA GASOLINA GASOLINA GASOLINA GASOLINA GASOLINA	1997 1997 1997 1997 1997 1997 1997 1997 1997 1997	210 210 210 210 210 210 210 210 210 210
GALANT 16V SPACE WAGON 16V (SOHC)	4G63K 4G63K	1993 1992	1993 1999	GASOLINA GASOLINA	1997 1997	136 133
ECLIPSE GST 16V ECLIPSE GSX 16V ECLIPSE TURBO 16V GALANT 16V RVR 16V (DOHC)	4G63T 4G63T 4G63T 4G63 4G63	1993 1993 1993 1993 1992	1994 1994 1994 1994 1998	GASOLINA GASOLINA GASOLINA GASOLINA GASOLINA	1997 1997 1997 1997 1997	205 145 145
ECLIPSE 16V ECLIPSE GS 16V ECLIPSE GST 16V ECLIPSE GSX 16V DELICA 16V L200 16V	4G63 4G63T 4G63T 4G63T 4G63 4G63	1993 1993 1993 1993 1994 1996	1994 1994 1994 1994 1999	GASOLINA GASOLINA GASOLINA GASOLINA GASOLINA GASOLINA	1997 1997 1997 1997 1997 1997	145 122
LANCER TURBO 16V MIRAGE TURBO 16V (DOHC)	4G63T 4G63T	1 1999 2001	8 2003	GASOLINA GASOLINA	1997 1997	280 280
SPACE RUNNER GDI 16V (SOHC)	4G63	1999		GASOLINA	1997	136
AIRTREK 16V LANCER 16V OUTLANDER 16V (DOHC)	4G63 4G63 4G63	3 2002 12 2003 5 2003	9 2006	GASOLINA GASOLINA GASOLINA	1997 1997 1997	135 135 135
PAJERO PININ 16V (DOHC)	4G94(GDI)	2000		GASOLINA	1999	129
MONTERO IO 16V PAJERO IO 16V PAJERO TR4 FLEX 16V (Brasil) (SOHC)	4G64 4G64 4G64	2001 2001 2002		GASOLINA GASOLINA GASOLINA	1999 1999 1999	136 136 131
LANCER 16V (USA) LANCER DE N/A 16V LANCER ES 16V LANCER ES 16V LANCER ES N/A 16V LANCER LS 16V LANCER OZ RALLY 16V LANCER OZ RALLY 16V LANCER SE 16V (SOHC)	4G94 4G94 4G94 4G94 4G94 4G94 4G94 4G94 4G94	2002 2005 2002 2002 2002 2005 2002 2002 2002 2006	2006 2006 2007 2007 2007 2004 2006 2006 2006	GASOLINA GASOLINA GASOLINA GASOLINA GASOLINA GASOLINA GASOLINA GASOLINA GASOLINA	1999 1999 2000 1999 1999 2000 2000 1999 1999	120



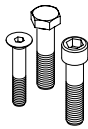








				IMAGEM DA JUNTA DO CABEÇOTE
	CÓDIGO MAHLE	CÓDIGO METAL LEVE		
85,00 85,00 85,00 85,00 85,00 85,00 85,00 85,00 85,00	JC0100560/4* JM0100560/4*	J&RC-9440/4* J&RM-9440/4*		
85,00 85,00 85,00 85,00	JC0100560/4* JM0100560/4*	J&RC-9440/4* J&RM-9440/4*		
85,00 85,00 85,00 85,00 85,00 85,00 85,00 85,00 85,00	JC0100560/4* JM1950490/4* JS0100560/4*	J&RC-9440/4* J&RM-9629/4* J&RS-9440/4*	PF1950087*	
85,00 85,00	JS0100660/4*	J&RS-9462/4*	PF1950087*	
85,00 85,00 85,00 85,00 85,00	JC0100560/4* JM0100570/4*	J&RC-9440/4* J&RM-9442/4*	PF1950087*	
85,00 85,00 85,00 85,00 85,00 85,00	JC0100560/4* JM0100570/4*	J&RC-9440/4* J&RM-9442/4*	PF1950087*	
85,00 85,00			PF1950087*	
85,00	JC1950460/4*	J&RC-9598/4*	PF1950087*	
85,00 85,00 85,00	JC1950460/4*	J&RC-9598/4*	PF1950087*	
81,00	JC1950450/4*	J&RC-9596/4*	PF1950060*	
81,50 81,50 81,50	JC1950450/4* JM1950450/4* JS1950450/4	J&RC-9596/4* J&RM-9596/4* J&RS-9596/4	PF1950060*	
81,50 81,50 81,50 81,50 81,50 81,50 81,50 81,50 81,50			PF1950060*	

Descrição do Produto / Radical MAHLE / Radical Metal Leve: Junta do Coletor de Escape / JA / JA ;
 Junta do Coletor de Admissão / JAA / JAA; Junta do Coletor de Admissão e Escape / JAAE / JAAE;
 Junta do Câter / JAC / JAC; Junta da Tampa de Válvulas / JAV / JAV; Junta da Válvula Termostática / JAVT / JAVT;
 Junta do Cabeçote / JC / J&RC; Jogo de Juntas Inferior do Motor / JI / J&RI; Jogo de Juntas do Motor / JM / J&RM;
 Jogo de Juntas Superior do Motor / JS / J&RS; Jogo de Parafusos do Cabeçote / PF / PF;
 * Itens sob Consulta




		MÊS ANO			C.C.	POTÊNCIA (CV)		
		→	←					
CANTER D L200 D L300 D MONTERO D PAJERO D S D SIGMA D SP D SPX D (SOHC) (ASPIRADO E TURBO)	4D55T 4D55T 4D55T 4D55T 4D55T 4D55T 4D55T 4D55T 4D55T 4D55T	1	1982 1983 1982 1982 1982 1983 1982 1983 1983	10	1986 1986 1986 1986 1986 1986 1986 1986 1986	DIESEL DIESEL DIESEL DIESEL DIESEL DIESEL DIESEL DIESEL DIESEL DIESEL	2346 2346 2346 2346 2346 2346 2346 2346 2346 2346	67/84 67/84 67/84 67/84 67/84 67/84 67/84 67/84 67/84 67/84
EXPO EXPO BASE 8V EXPO SP 8V GALANT L200 L300 MIGHTY MAX MIGHTY MAX 1 TON 8V MIGHTY MAX BASE 8V PAJERO PICK-UP SHOGUN SPACE WAGON VAN BASE 8V VAN LS 8V WAGON (SOHC)	4G64 4G64 4G64 G64B 4G64 4G64 4G64 4G64 4G64 4G64 4G64 4G64 G64B G64B G64B		1990 1992 1992 1985 1989 1989 1989 1990 1990 1990 1991 1990 1991 1989 1987 1987 1985		1992 1992 1992 1992 1992 1992 1992 1992 1992 1992 1993 1992 1990 1992	GASOLINA GASOLINA GASOLINA GASOLINA GASOLINA GASOLINA GASOLINA GASOLINA GASOLINA GASOLINA GASOLINA GASOLINA GASOLINA GASOLINA GASOLINA GASOLINA	2350 2351 2351 2350 2350 2350 2350 2351 2350 2350 2351 2350 2350 2351 2351 2350	102 102 112 112 102 112 102 112 102 102
GALANT GS 16V GALANT GS 16V (DOHC)	4G64 4G64K		1994 1994		1994 1995	GASOLINA GASOLINA	2351 2350	141
CHARIOT 16V ECLIPSE 16V ECLIPSE SPYDER GS 16V EXPO 16V EXPO BASE 16V EXPO LRV BASE 16V EXPO LRV SPORT 16V EXPO SP 16V GALANT 16V GALANT DE 16V GALANT ES 16V GALANT LS 16V GALANT S 16V GRANDIS 16V SPACE GEAR 16V SPACE WAGON 16V (SOHC)	4G64 4G64K 4G64 4G64K 4G64 4G64 4G64 4G64 4G64K 4G64 4G64 4G64 4G64 4G64 4G64 4G64K 4G64K	3	1993 1994 1996 1993 1993 1993 1993 1993 1994 1997 1994 1994 1994 1994 1993 1993 1993	9	1997 1997 1999 1996 1995 1994 1994 1993 1997 1998 1998 1998 1996 1997 1996 1999	GASOLINA GASOLINA GASOLINA GASOLINA GASOLINA GASOLINA GASOLINA GASOLINA GASOLINA GASOLINA GASOLINA GASOLINA GASOLINA GASOLINA GASOLINA GASOLINA GASOLINA	2350 2350 2351 2350 2351 2351 2351 2351 2350 2351 2351 2351 2351 2350 2350 2350	130 141 125 125 130 125 125
SPACE RUNNER 16V (DOHC)	4G64		1994			GASOLINA	2351	150
DELICA 16V L200 16V L400 16V MONTERO SPORT 16V MONTERO SPORT 16V SPACE GEAR 16V (SOHC)	4G64 G64FR 4G64 4G64 G64FR 4G64	3	1994 1996 1995 1996 1996 1996	7	2002 2005 1997	GASOLINA GASOLINA GASOLINA GASOLINA GASOLINA GASOLINA	2351 2351 2351 2351 2351 2351	132 133 133 128 133 97
ECLIPSE 16V ECLIPSE 16V (USA) ECLIPSE GS 16V ECLIPSE RS 16V ECLIPSE SPYDER GS 16V GALANT 16V GALANT DE 16V GALANT ES 16V GALANT LS 16V NIMBUS 16V (SOHC)	4G64 4G64 4G64 4G64 4G64 4G64 4G64 4G64 4G64 4G64 4G64		1997 2002 2000 2000 2001 1997 1999 1999 2002 1998		2005 2004 2005 2003 2003 2004	GASOLINA GASOLINA GASOLINA GASOLINA GASOLINA GASOLINA GASOLINA GASOLINA GASOLINA GASOLINA	2351 2351 2351 2351 2351 2351 2351 2351 2351 2351	149 149 149 149
AIRTREK 16V (Brasil) OUTLANDER 16V (USA) OUTLANDER LS 16V OUTLANDER XLS 16V (SOHC)	4G64 4G64 4G64 4G64		2003 2003 2003 2003		2003 2003	GASOLINA GASOLINA GASOLINA GASOLINA	2351 2351 2351 2351	136
AIRTREK 16V GALANT 16V GRANDIS 16V OUTLANDER 16v (SOHC)	4G69 4G69 4G69 4G69	3 7 3 7	2003 2006 2003 2003	9 9	2006 2006	GASOLINA GASOLINA GASOLINA GASOLINA	2378 2378 2378 2378	163 160 165 160
CANTER T35 D L200 D MONTERO D PAJERO D (SOHC)	4D56 4D56 4D56 4D56		1987 1987 1986 1986		1998	DIESEL DIESEL DIESEL DIESEL	2476 2476 2476 2476	70 69/75 84 84



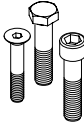










				IMAGEM DA JUNTA DO CABEÇOTE
	CÓDIGO MAHLE	CÓDIGO METAL LEVE		
91,00 91,00 91,00 91,00 91,00 91,00 91,00 91,00	JAAE1950010/4* ADMISSÃO / ESCAPE JAV1950010/4* JUNTA TAMPA VÁLVULA	JAAE9115/4* ADMISSÃO / ESCAPE JAV9115/4* JUNTA TAMPA VÁLVULA		
86,50 86,50 86,50 86,50 86,50 86,50 86,50 86,50 86,50 86,50 86,50 86,50 86,50 86,50 86,50 86,50 86,50 86,50 86,50	JM0100620/6*	J&RM-9457/6*		
86,50 86,50			PF1950087*	
86,50 86,50 86,50 86,50 86,50 86,50 86,50 86,50 86,50 86,50 86,50 86,50 86,50 86,50 86,50 86,50 86,50 86,50 86,50 86,50	JC0100630/4* JM0100630/4* JS0100630/4*	J&RC-9459/4* J&RM-9459/4* J&RS-9459/4*	PF1950087*	
86,50			PF1950087*	
86,50 86,50 86,50 86,50 86,50			PF1950087*	
86,50 86,50 86,50 86,50 86,50 86,50 86,50 86,50 86,50			PF1950087*	
86,50 86,50 86,50 86,50			PF1950087*	
87,00 87,00 87,00 87,00			PF1950087*	
91,00 91,00 91,00 91,00	JAAE1950010/4* ADMISSÃO / ESCAPE JAV1950010/4* JUNTA TAMPA VÁLVULA JS1950010/4 S/ JUNTA CABEÇOTE	JAAE9115/4* ADMISSÃO / ESCAPE JAV9115/4* JUNTA TAMPA VÁLVULA J&RS-9115/4 S/ JUNTA CABEÇOTE		

Descrição do Produto / Radical MAHLE / Radical Metal Leve: Junta do Coletor de Escape / JA / JA ;
 Junta do Coletor de Admissão / JAA / JAA; Junta do Coletor de Admissão e Escape / JAAE / JAAE;
 Junta do Carter / JAC / JAC; Junta da Tampa de Válvulas / JAV / JAV; Junta da Válvula Termostática / JAVT / JAVT;
 Junta do Cabeçote / JC / J&RC; Jogo de Juntas Inferior do Motor / JI / J&RI; Jogo de Juntas do Motor / JM / J&RM;
 Jogo de Juntas Superior do Motor / JS / J&RS; Jogo de Parafusos do Cabeçote / PF / PF;
 * Itens sob Consulta




			IMAGEM DA JUNTA DO CABEÇOTE
91,00 91,00 91,00 91,00 91,00 91,00 91,00	JAAE1950010/4* ADMISSÃO / ESCAPE JAV1950010/4* JUNTA TAMPA VÁLVULA JS1950010/4 S/ JUNTA CABEÇOTE JC195010/4 JC195010/4 1,45 JC195010/4 1,50 JC195010/4 1,55 JC195010/4 1,60 JM195010/4 C/ RET.	JAAE9115/4* ADMISSÃO / ESCAPE JAV9115/4* JUNTA TAMPA VÁLVULA J&RS-9115/4 S/ JUNTA CABEÇOTE J&RC-9115/4 J&RC-9115/4 1,45 J&RC-9115/4 1,50 J&RC-9115/4 1,55 J&RC-9115/4 1,60 J&RMR-9115/4 C/ RET.	
91,00 91,00 91,00	JAAE1950010/4* ADMISSÃO / ESCAPE JAV1950010/4* JUNTA TAMPA VÁLVULA JS1950010/4 S/ JUNTA CABEÇOTE JC195010/4 JC195010/4 1,45 JC195010/4 1,50 JC195010/4 1,55 JC195010/4 1,60 JM195010/4 C/ RET.	JAAE9115/4* ADMISSÃO / ESCAPE JAV9115/4* JUNTA TAMPA VÁLVULA J&RS-9115/4 S/ JUNTA CABEÇOTE J&RC-9115/4 J&RC-9115/4 1,45 J&RC-9115/4 1,50 J&RC-9115/4 1,55 J&RC-9115/4 1,60 J&RMR9115/4 C/ RET.	
91,00 91,00 91,00 91,00 91,00	JAV1950010/4* JUNTA TAMPA VÁLVULA JC195200/4 JM195200/4 C/ RET. JS195200/4 C/ RET.	JAV9115/4* JUNTA TAMPA VÁLVULA J&RC-9237/4 J&RMR-9237/4 C/ RET. J&RS-9237/4 C/ RET.	
81,00 81,00 81,00 81,00	JC1950420/4*	J&RC-9591/4*	
95,00 95,00	JAA1950300/4* JUNTA ADMISSÃO JAV1950300/4 JUNTA TAMPA VÁLVULA JC195340/4 JM195340/4 C/ RET. JS1950430/4* S/ JUNTA CABEÇOTE	JAA9365/4* JUNTA ADMISSÃO JAV9365/4 JUNTA TAMPA VÁLVULA J&RC-9283/4 J&RMR-9283/4 C/ RET. J&RS-9592/4* S/ JUNTA CABEÇOTE	PF1950032* 
95,00 95,00 95,00	JAA1950300/4* JUNTA ADMISSÃO JAV1950300/4 JUNTA TAMPA VÁLVULA JM1950435/4* S/ JUNTA CABEÇOTE JC195340/4 JM195340/4 C/ RET.	JAA9365/4* JUNTA ADMISSÃO JAV9365/4 JUNTA TAMPA VÁLVULA J&RM-9628/4* S/ JUNTA CABEÇOTE J&RC-9283/4 J&RMR-9283/4 C/ RET.	PF1950032* 
95,00 95,00	JAA1950300/4* JUNTA ADMISSÃO JAV1950300/4 JUNTA TAMPA VÁLVULA	JAA9365/4* JUNTA ADMISSÃO JAV9365/4 JUNTA TAMPA VÁLVULA	PF1950032*
95,00 95,00 95,00	JAA1950300/4* JUNTA ADMISSÃO JAV1950300/4 JUNTA TAMPA VÁLVULA JM1950430/4* S/ JUNTA CABEÇOTE JS1950430/4* S/ JUNTA CABEÇOTE	JAA9365/4* JUNTA ADMISSÃO JAV9365/4 JUNTA TAMPA VÁLVULA J&RM-9592/4* S/ JUNTA CABEÇOTE J&RS-9592/4* S/ JUNTA CABEÇOTE	PF1950032*
91,10 91,10 91,10 91,10 91,10 91,10 91,10 91,10 91,10 91,10 91,10 91,10 91,10 91,10 91,10 91,10 91,10 91,10 89,00 91,10 91,10	JAV0100580/6* JUNTA TAMPA VÁLVULA JC0100580/6* JM0100580/6* JS0100580/6*	JAV9444/6* JUNTA TAMPA VÁLVULA J&RC-9444/6* J&RM-9444/6* J&RS-9444/6*	
91,10 91,10 91,10 91,10	JAV0100580/6* JUNTA TAMPA VÁLVULA JC0100580/6* JM0100580/6* JS0100580/6*	JAV9444/6* JUNTA TAMPA VÁLVULA J&RC-9444/6* J&RM-9444/6* J&RS-9444/6*	



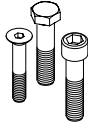















Descrição do Produto / Radical MAHLE / Radical Metal Leve: Junta do Coletor de Escape / JA / JA ;
 Junta do Coletor de Admissão / JAA / JAA; Junta do Coletor de Admissão e Escape / JAAE / JAAE;
 Junta do Carter / JAC / JAC; Junta da Tampa de Válvulas / JAV / JAV; Junta da Válvula Termostática / JAVT / JAVT;
 Junta do Cabeçote / JC / J&RC; Jogo de Juntas Inferior do Motor / JI / J&RI; Jogo de Juntas do Motor / JM / J&RM;
 Jogo de Juntas Superior do Motor / JS / J&RS; Jogo de Parafusos do Cabeçote / PF / PF;
 * Itens sob Consulta

		MÊS ANO			C.C.	POTÊNCIA (CV)
		→	←			
3000 GT TURBO V6 24V 3000 GT V6 24V 3000GT BASE 24V 3000GT SL 24V 3000GT SPYDER SL 24V 3000GT SPYDER VR-4 TURBO 24V 3000GT VR-4 TURBO 24V 3000GT VR-4 TURBO 24V DIAMANTE LS 24V DIAMANTE V6 24V SIGMA V6 24V (DOHC)	6G72D4 6G72D4 6G72 6G72 6G72 6G72-T 6G72T 6G72-T 6G72 6G72D4 6G72D4	1991 1991 1993 1993 1995 1995 1991 1991 1992 1991 1991	2000 1995 1996 1999 1996 1996 1999 1999 1995 1995 1996	GASOLINA GASOLINA GASOLINA GASOLINA GASOLINA GASOLINA GASOLINA GASOLINA GASOLINA GASOLINA GASOLINA	2972 2972 2972 2972 2972 2972 2972 2972 2972 2972 2972	285 205/225 225 205
DELICA V6 24V L400 V6 24V (SOHC)	6G72 6G72	3 1994 6 1994	5 1997 5 1997	GASOLINA GASOLINA	2972 2972	178 178
MONTERO SPORT LS 12V MONTERO SPORT LS 24V MONTERO SPORT V6 24V MONTERO SPORT XLS 12V MONTERO SPORT XLS 24V PAJERO V6 24V SHOGUN V6 24V (SOHC)	6G72 6G72 6G72 6G72 6G72 6G72 6G72	1999 1997 1995 1999 1997 1995 1995	1999 1998 1999 1999 1998 1999 1999	GASOLINA GASOLINA GASOLINA GASOLINA GASOLINA GASOLINA GASOLINA	2972 2972 2972 2972 2972 2972 2972	178 178 178
CHALLENGER V6 24V L200 V6 24V MONTERO SPORT ES 24V MONTERO SPORT LS 24V MONTERO SPORT V6 24V MONTERO SPORT V6 24V (USA) MONTERO SPORT XLS 24V NATIVA V6 24V PAJERO SPORT V6 24V (SOHC)	6G72 6G72 6G72 6G72 6G72 6G72 6G72 6G72 6G72	1998 1996 2000 2000 2000 2002 2000 2000	2006 2003 2003 2001	GASOLINA GASOLINA GASOLINA GASOLINA GASOLINA GASOLINA GASOLINA GASOLINA	2972 2972 2972 2972 2972 2972 2972 2972	181 170 170
ECLIPSE GT 24V ECLIPSE GTS 24V ECLIPSE SPIDER V6 24V ECLIPSE SPYDER GT 24V ECLIPSE SPYDER GTS 24V ECLIPSE V6 24V ECLIPSE V6 24V (USA) GALANT LS V6 24V GALANT V6 24V (SOHC)	6G72 6G72 6G72 6G72 6G72 6G72 6G72 6G72 6G72	2001 2004 2003 2001 2003 1997 2002 2003 1997	2005 2005 2005 2005 2003	GASOLINA GASOLINA GASOLINA GASOLINA GASOLINA GASOLINA GASOLINA GASOLINA GASOLINA	2972 2972 2972 2972 2972 2972 2972 2972 2972	203 203 203
MONTERO V6 24V PAJERO V6 24V (SOHC)	6G72 6G72	2 2000 2 2000	5 2001 5 2001	GASOLINA GASOLINA	2972 2972	180 180
MONTERO III TD 16V PAJERO TD 16V (DOHC)	4M41 4M41	2000 2001		DIESEL DIESEL	3200 3200	165/175 165
DEBONAIR V6 24V MONTERO SR 24V MONTERO V6 24V PAJERO V6 24V SHOGUN V6 24V (DOHC)	6G74DN 6G74 6G74DN 6G74DN 6G74DN	9 1992 1994 11 1993 1994 1994	10 1997 1996 5 1997	GASOLINA GASOLINA GASOLINA GASOLINA GASOLINA	3497 3497 3497 3497 3497	260 215 192/205 192/205
DIAMANTE BASE 24V DIAMANTE ES 24V DIAMANTE LS 24V DIAMANTE V6 24V DIAMANTE VR-X 24V (SOHC)	6G74 6G74 6G74 6G74 6G74	1999 1997 1997 1996 2002	1999 2004 2004 2004	GASOLINA GASOLINA GASOLINA GASOLINA GASOLINA	3497 3497 3497 3497 3497	210
MONTERO SPORT V6 24V NATIVA V6 24V (SOHC)	6G74 6G74	6 1997 6 1998	5 2000 2003	GASOLINA GASOLINA	3497 3497	200 200
MONTERO SPORT V6 24V MONTERO V6 24V PAJERO SPORT V6 24V TRITON V6 24V (SOHC)	6G74 6G74 6G74 6G74	2001 2002 2001 8 2006		GASOLINA GASOLINA GASOLINA GASOLINA	3497 3497 3497 3497	203/245 203/245 203/245 203/245
ECLIPSE V6 24V MONTERO LIMITED 24V MONTERO V6 24V (USA) PAJERO FULL V6 24V (SOHC)	6G75MIVEC 6G75 6G75 6G75MIVEC	2008 2006 2003 2007	2006	GASOLINA GASOLINA GASOLINA GASOLINA	3828 3828 3828 3828	267 215 250




				IMAGEM DA JUNTA DO CABEÇOTE
	CÓDIGO MAHLE	CÓDIGO METAL LEVE		
91,10 91,10 91,10 91,10 91,10 91,10 91,10 91,10 91,10 91,10	JC1950400/4*	J&RC-9458/4*		
91,10 91,10	JAV0100520/6* JUNTA TAMPA VÁLVULA JC1950400/4*	JAV9421/6* JUNTA TAMPA VÁLVULA J&RC-9458/4*		
91,10 91,10 91,10 91,10 91,10 91,10 91,10	JAV0100520/6* JUNTA TAMPA VÁLVULA JC1950400/4* JI0100640/4* JM1950400/4* JS1950400/4*	JAV9421/6* JUNTA TAMPA VÁLVULA J&RC-9458/4* J&RI-9460/4* J&RM-9458/4* J&RS-9458/4*		
91,10 91,10 91,10 91,10 91,10 91,10 91,10 91,10	JAV0100520/6* JUNTA TAMPA VÁLVULA JC0100640/4*	JAV9421/6* JUNTA TAMPA VÁLVULA J&RC-9460/4*		
91,10 91,10 91,10 91,10 91,10 91,10 91,10 91,10	JAV0100520/6* JUNTA TAMPA VÁLVULA JC0100640/4*	JAV9421/6* JUNTA TAMPA VÁLVULA J&RC-9460/4*		
91,10 91,10	JAV0100520/6* JUNTA TAMPA VÁLVULA JC0100640/4*	JAV9421/6* JUNTA TAMPA VÁLVULA J&RC-9460/4*		
98,50 98,50	JC1950470/4 0,66-0,72 JC1950470/4 0,73-0,77 JC1950470/4 0,78-0,82 JC1950470/4 0,83-0,88 JM1950470/4* S/ JUNTA CABEÇOTE JS1950470/4* S/ JUNTA CABEÇOTE	J&RC-9600/4 0,66-0,72 J&RC-9600/4 0,73-0,77 J&RC-9600/4 0,78-0,82 J&RC-9600/4 0,83-0,88 J&RM-9600/4* S/ JUNTA CABEÇOTE J&RS-9600/4* S/ JUNTA CABEÇOTE		
93,00 93,00 93,00 93,00 93,00	JC1950410/4* JM1950410/4* JS1950410/4*	J&RC-9590/4* J&RM-9590/4* J&RS-9590/4*		
93,00 93,00 93,00 93,00 93,00	JAV0100520/6* JUNTA TAMPA VÁLVULA JI0100640/4*	JAV9421/6* JUNTA TAMPA VÁLVULA J&RI-9460/4*		
93,00 93,00	JAV0100520/6* JUNTA TAMPA VÁLVULA JC1950440/3* JI0100640/4* JM1950440/3*	JAV9421/6* JUNTA TAMPA VÁLVULA J&RC-9595/3* J&RI-9460/4* J&RM-9595/3*		
93,00 93,00 93,00 93,00	JAV0100520/6* JUNTA TAMPA VÁLVULA JC1950440/3* JS1950440/3*	JAV9421/6* JUNTA TAMPA VÁLVULA J&RC-9595/3* J&RS-9595/3*		
95,00 95,00 95,00 95,00	JAV0100520/6* JUNTA TAMPA VÁLVULA	JAV9421/6* JUNTA TAMPA VÁLVULA		



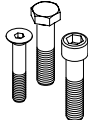





Descrição do Produto / Radical MAHLE / Radical Metal Leve: Junta do Coletor de Escape / JA / JA ;
 Junta do Coletor de Admissão / JAA / JAA; Junta do Coletor de Admissão e Escape / JAAE / JAAE;
 Junta do Carter / JAC / JAC; Junta da Tampa de Válvulas / JAV / JAV; Junta da Válvula Termostática / JAVT / JAVT;
 Junta do Cabeçote / JC / J&RC; Jogo de Juntas Inferior do Motor / JI / J&RI; Jogo de Juntas do Motor / JM / J&RM;
 Jogo de Juntas Superior do Motor / JS / J&RS; Jogo de Parafusos do Cabeçote / PF / PF;
 * Itens sob Consulta

		MÊS ANO			c.c.	POTÊNCIA (CV)
		→	←			
VALMET (INJEÇÃO DIRETA)	D225/3 D225/3	1962	1965	DIESEL DIESEL		
VALMET (INJEÇÃO DIRETA)	D225/4 D225/4	1985		DIESEL DIESEL		
VALMET (INJEÇÃO DIRETA)	D225/6 D225/6			DIESEL DIESEL		
FORD F4000 MF85 VW 6.90 VALMET 86 (INJEÇÃO DIRETA)	D226/4 D226/4 D226/4 D226/4			DIESEL DIESEL DIESEL DIESEL		
AGRALE 4500 VM 3000	D229/3 D229/3			DIESEL DIESEL		
FORD F1000 FORD F4000 VW 6.90 VW 7.90	D229/4 D229/4 D229/4 D229/4			DIESEL DIESEL DIESEL DIESEL		
VALMET 78 VALMET 88 VALMET 880	D229/4 D229/4 D229/4			DIESEL DIESEL DIESEL		
VALMET 980 (4x4)	TD229/4			DIESEL		
FORD F1000 FORD F4000 VW 7.110	TD229/4 TURBO TD229/4 TURBO TD229/4 TURBO			DIESEL DIESEL DIESEL		
FORD F11000 VW 11.130 VW 13.130	TD229/6 TURBO TD229/6 TURBO TD229/6 TURBO			DIESEL DIESEL DIESEL		
FORD F11000 VW 11.130 VW 13.130	TD229/6 ASP. TD229/6 ASP. TD229/6 ASP.			DIESEL DIESEL DIESEL		
	SPRINT 4.07 TURBO SPRINT 4.07 TURBO			DIESEL DIESEL		
	SPRINT 4.07 TCE 2.8L SPRINT 4.07 TCE 2.8L			DIESEL DIESEL		
	SPRINT 6.07 TURBO SPRINT 6.07 TURBO			DIESEL DIESEL		
	4.08 TCE 3.0L ELETRÔNICO 4.08 TCE 3.0L ELETRÔNICO			DIESEL DIESEL		




				IMAGEM DA JUNTA DO CABEÇOTE
	CÓDIGO MAHLE	CÓDIGO METAL LEVE		
	JC13000/1 JM13000/3 C/RET.	J&RC-910/1 J&RM-910/3 C/RET.		
	JC13000/1 JM13000/4 C/RET.	J&RC-910/1 J&RM-910/4 C/RET.		
	JC13000/1 JM13000/6 C/RET.	J&RC-910/1 J&RM-910/6 C/RET.		
	JC13250/1 JM13250/4 C/RET.	J&RC-1076/1 J&RM-1076/4 C/RET.		
	JC13600/1 JM13600/3 C/RET.	J&RC-2180/1 J&RM-2180/3 C/RET.		
	JC13600/1 JM13600/4 C/RET. JS13600/1	J&RC-2180/1 J&RM-2180/4 C/RET. J&RS-2180/1		
	JC13600/1 JM13602/4 C/RET. JS13600/1	J&RC-2180/1 J&RM-1464/4 C/RET. J&RS-2180/1		
	JC13600/1 JM13700/4 C/RET. JS13600/1	J&RC-2180/1 J&RM-1950/4 C/RET. J&RS-2180/1		
	JC13600/1 JM13800/4 C/RET. JS13600/1	J&RC-2180/1 J&RM-1981/4 C/RET. J&RS-2180/1		
	JC13600/1 JM13800/6 C/RET. JS13600/1	J&RC-2180/1 J&RM-1981/6 C/RET. J&RS-2180/1		
	JC13600/1 JM13600/6 C/RET. JS13600/1	J&RC-2180/1 J&RM-2180/6 C/RET. J&RS-2180/1		
	JC13510/4 JM13510/4 C/RET.	J&RC-2301/4 J&RM-2301/4 C/RET.		
	JC13510/4 JM13980/4 C/RET.	J&RC-2301/4 J&RM-9203/4 C/RET.		
	JC13500/6 JM13500/6 C/RET.	J&RC-2157/6 J&RM-2157/6 C/RET.		
	JC13510/4 JM13980/4 C/RET.	J&RC-2301/4 J&RM-9203/4 C/RET.		



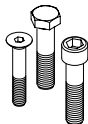








Descrição do Produto / Radical MAHLE / Radical Metal Leve: Junta do Coletor de Escape / JA / JA ;
 Junta do Coletor de Admissão / JAA / JAA; Junta do Coletor de Admissão e Escape / JAAE / JAAE;
 Junta do Câter / JAC / JAC; Junta da Tampa de Válvulas / JAV / JAV; Junta da Válvula Termostática / JAVT / JAVT;
 Junta do Cabeçote / JC / J&RC; Jogo de Juntas Inferior do Motor / JI / J&RI; Jogo de Juntas do Motor / JM / J&RM;
 Jogo de Juntas Superior do Motor / JS / J&RS; Jogo de Parafusos do Cabeçote / PF / PF;
 * Itens sob Consulta

		MÊS ANO			c.c.	POTÊNCIA (CV)
		→	←			
AGRALE 5000 AGRALE 7500 AGRALE 8500 AGRALE 9200 FORD F4000 VW 7.100 VW 7.110 VW 8.100 VW 8.120 VW 8.140 VW 12.140H VW 13.150	4.10/4.10T 4.10/4.10T 4.10/4.10T 4.10/4.10T 4.10/4.10T 4.10/4.10T 4.10/4.10T 4.10/4.10T 4.10/4.10T 4.10/4.10T 4.10/4.10T 4.10/4.10T			DIESEL DIESEL DIESEL DIESEL DIESEL DIESEL DIESEL DIESEL DIESEL DIESEL DIESEL DIESEL		
FORD F12000 FORD F14000 VW 12.180 VW 13.180 VW 14.150 VW 14.180 VW 14.200 VW 15.180 VW 16.180 VW 16.210 VW 17.210	6.10/6.10T 6.10/6.10T 6.10/6.10T 6.10/6.10T 6.10/6.10T 6.10/6.10T 6.10/6.10T 6.10/6.10T 6.10/6.10T 6.10/6.10T 6.10/6.10T 6.10/6.10T			DIESEL DIESEL DIESEL DIESEL DIESEL DIESEL DIESEL DIESEL DIESEL DIESEL DIESEL DIESEL		
(COM ANEL DA CAMISA E ANEL TOMBAK)	4.12 (X12) ELETRÔNICO 4.12 (X12) ELETRÔNICO 4.12 (X12) ELETRÔNICO 4.12 TCE (X12)			DIESEL DIESEL DIESEL DIESEL		
(COM ANEL DA CAMISA E ANEL TOMBAK)	6.12 (X12) ELETRÔNICO 6.12 (X12) ELETRÔNICO 6.12 (X12) ELETRÔNICO 6.12 TCE (X12)			DIESEL DIESEL DIESEL DIESEL		
AGRALE TD (MICRO-OMNIBUS)	SPRINT4.07TCA	2000		DIESEL	2796	132




				IMAGEM DA JUNTA DO CABEÇOTE
	CÓDIGO MAHLE	CÓDIGO METAL LEVE		
	JC13900/1 JM13930/4 C/RET. JS13900/1 C/RET.	J&RC-1945/1 J&RM-2104/4 C/RET. J&RS-1945/1 C/RET.		
	JC13900/1 JM13910/6 C/RET. JS13900/1 C/RET.	J&RC-1945/1 J&RM-2387/6 C/RET. J&RS-1945/1 C/RET.		
	JC13860/2 C/VEDADORES JC13860/2 S/VEDADORES JS13860/2 C/RET. JM13860/4 C/RET.	J&RC-9206/2 C/VEDADORES J&RC-9206/2 S/VEDADORES J&RS-9206/2 C/RET. J&RM-9206/4 C/RET.		
	JC13860/2 C/VEDADORES JC13860/2 S/VEDADORES JS13860/2 C/RET. JM13860/6 C/RET.	J&RC-9206/2 C/VEDADORES J&RC-9206/2 S/VEDADORES J&RS-9206/2 C/RET. J&RM-9206/6 C/RET.		
93,00	JC0130510/4 JM0130510/4 JS0130510/4	J&RC-2301/4 J&RM-2301/4 J&RS-2301/4		



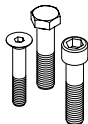






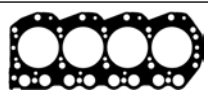





Descrição do Produto / Radical MAHLE / Radical Metal Leve: Junta do Coletor de Escape / JA / JA ;
 Junta do Coletor de Admissão / JAA / JAA; Junta do Coletor de Admissão e Escape / JAAE / JAAE;
 Junta do Câter / JAC / JAC; Junta da Tampa de Válvulas / JAV / JAV; Junta da Válvula Termostática / JAVT / JAVT;
 Junta do Cabeçote / JC / J&RC; Jogo de Juntas Inferior do Motor / JI / J&RI; Jogo de Juntas do Motor / JM / J&RM;
 Jogo de Juntas Superior do Motor / JS / J&RS; Jogo de Parafusos do Cabeçote / PF / PF;
 * Itens sob Consulta

		MÊS ANO			C.C.	POTÊNCIA (CV)		
		→	←					
		ANO	MÊS					
SUNNY 16V (DOHC)	GA16DE		1990		1995	GASOLINA	1597	102
NX SE 16V NX XE 16V SENTRA BASE SENTRA CLASSIC SENTRA E 16V SENTRA GXE 16V SENTRA LIMITED EDITION 16V SENTRA NX 16V SENTRA SE 16V SENTRA XE 16V TSUBAME 16V TSUBAME AUSTERA N/A 16V TSUBAME GS N/A 16V TSUBAME GST N/A 16V TSUBAME GSX N/A 16V TSUBAME LUJO N/A 16V TSUBAME TIPICO N/A 16V TSURU 16V VANETTE CARGO 16V (DOHC)	GA16DE GA16DE GA16DE GA16DE GA16DE GA16DE GA16DE GA16DE GA16DE GA16DE GA16DE GA16-DE GA16-DE GA16-DE GA16-DE GA16-DE GA16-DE GA16-DE GA16-DE GA16-DE GA16-DE GA16DE,GADNE GA16DE		1991 1991 1993 1991 1991 1991 1994 1991 1991 1991 1993 1995 1999 1999 1999 1995 1995 1995 1995 1993 1993		1993 1993 1993 1993 1994 1994 1994 1994 1994 1998 2004 2004 2004 1998 1998 1998 1997	GASOLINA GASOLINA	1597 1597	97 105 97 97
SERENA 16V (DOHC)	GA16DE		1991		1994	GASOLINA	1597	97
200 SX 16V 200SX BASE 16V 200SX SE 16V ALMERA 16V PRESEA 16V SENTRA 16V SENTRA BASE 16V SENTRA GLE 16V SENTRA GXE 16V SENTRA XE 16V SERENA 16V (DOHC)	GA16DE GA16DE GA16DE GA16DE GA16DE GA16DE GA16DE GA16DE GA16DE GA16DE GA16DE		1995 1995 1995 1995 1995 1995 1995 1995 1995 1995 1995	4	1998 1998 2000 1998 1998 1998 1999 1999	GASOLINA GASOLINA GASOLINA GASOLINA GASOLINA GASOLINA GASOLINA GASOLINA GASOLINA GASOLINA GASOLINA	1597 1597 1597 1597 1597 1597 1597 1597 1597 1597 1597	100 100 100 100 97
LUCINO GSR 16V (México) SENTRA GST 16V (México) SENTRA GST N/A 16V SENTRA GSX 16V (México) SENTRA GSX N/A 16V TSUBAME 16V (México) TSURU 16V (México) TSURU AUUSTERO N/A 8V TSURU GS I AUUSTERO N/A 16V TSURU GS I EDICION ESPECIAL N/A 16V TSURU GS I N/A 16V TSURU GS I PLUS N/A 16V TSURU GS I SPECIAL EDITION N/A 16V TSURU GS I TAXI N/A 16V TSURU GS II AUUSTERO N/A 16V TSURU GS II N/A 16V TSURU GS II PLUS N/A 16V TSURU LUJO N/A 16V TSURU TIPICO N/A 16V (DOHC)	GA16 GA16 GA16-DE GA16 GA16-DE GA16 GA16 GA16-DE		1999 1999 1999		1999 1999 1996 1996 2004 2003 1997 2006 2001 1998 1997 1997 1995 1996	GASOLINA GASOLINA	1597 1597	110 110 110 110 110 110
SENTRA 16V (México) TSURU 16V (México) TSURU GS1 16V (México) TSURU GS2 16V (México) (DOHC)						GASOLINA GASOLINA GASOLINA GASOLINA	1597 1597 1597 1597	
APRIO 16V LIVINA 16V PLATINA 16V PLATINA CUSTOM N/A 16V PLATINA EMOTION N/A 16V PLATINA GRADO A N/A 16V PLATINA GRADO K N/A 16V PLATINA GRADO K PLUS N/A 16V PLATINA GRADO Q N/A 16V PLATINA PREMIUM N/A 16V (DOHC)	K4M K4M K4M K4M K4M K4M K4M K4M K4M K4M K4M	3 1 6	2007 2009 2001 2008 2008 2002 2002 2002 2002 2008	9	2005 2009 2008 2007 2007 2007 2007 2008	GASOLINA GASOLINA GASOLINA GASOLINA GASOLINA GASOLINA GASOLINA GASOLINA GASOLINA GASOLINA GASOLINA	1598 1598 1598 1598 1598 1598 1598 1598 1598 1598 1598	115 115 107
PRIMERA 16V (DOHC)	QG18DE	6	1999		2004	GASOLINA	1769	114




				IMAGEM DA JUNTA DO CABEÇOTE
	CÓDIGO MAHLE	CÓDIGO METAL LEVE		
76,00	JC0030110/4*	J&RC-9607/4*		
76,00 76,00 0,00 0,00 76,00 76,00 76,00 76,00 76,00 76,00 76,00 76,00 76,00 76,00 76,00 76,00 76,00 76,00	JC0030110/4*	J&RC-9607/4*		
76,00	JC0030110/4*	J&RC-9607/4*		
76,00 76,00 76,00 76,00 76,00 76,00 76,00 76,00 76,00 76,00 76,00 76,00 76,00 76,00	JC0030110/4*	J&RC-9607/4*		
76,00 76,00 76,00 76,00 76,00 76,00 76,00 76,00 76,00 76,00 76,00 76,00 76,00 76,00 76,00 76,00 76,00 76,00	JC0030110/4*	J&RC-9607/4*		
76,00 76,00 76,00 76,00	JC0030110/4*	J&RC-9607/4*		
79,50 79,50 79,50 79,50 79,50 79,50 79,50 79,50 79,50 79,50	JM0590100/4 JS0180100/4	J&RMR-9226/4 C/RET. J&RS-9226/4	PF0180034*	
80,00	JC0030140/4* JM0030140/4*	J&RC-9613/4* J&RM-9613/4*		



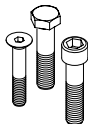









Descrição do Produto / Radical MAHLE / Radical Metal Leve: Junta do Coletor de Escape / JA / JA ;
 Junta do Coletor de Admissão / JAA / JAA; Junta do Coletor de Admissão e Escape / JAAE / JAAE;
 Junta do Carter / JAC / JAC; Junta da Tampa de Válvulas / JAV / JAV; Junta da Válvula Termostática / JAVT / JAVT;
 Junta do Cabeçote / JC / J&RC; Jogo de Juntas Inferior do Motor / JI / J&RI; Jogo de Juntas do Motor / JM / J&RM;
 Jogo de Juntas Superior do Motor / JS / J&RS; Jogo de Parafusos do Cabeçote / PF / PF;
 * Itens sob Consulta

		MÊS ANO			C.C.	POTÊNCIA (CV)		
		→	←					
ALMERA TINO 16V SENTRA 16V SENTRA GXE 16V SENTRA XE 16V SUNNY 16V (DOHC)	QG18DE QG18DE QG18DE QG18DE QG18DE	5 1 1	2000 2000 2004 2004 2000		2006 2006 2006	GASOLINA GASOLINA GASOLINA GASOLINA GASOLINA	1769 1769 1769 1769 1769	114 114 114 114 114
ALMERA UK 16V (DOHC)	QG18DE	2	2000		2003	GASOLINA	1769	114
PRIMASTAR 16V (DOHC)	F4R-720	7	2002		2007	GASOLINA	1998	120
INTERSTAR D 16V INTERSTAR D 16V (DOHC)	G9T-720 G9T-750	2 2	2002 2002		2007 2007	DIESEL DIESEL	2188 2188	90 90
CABSTAR D URVAN D	TD23 TD23	1	1987 1987	12	1989 1990	DIESEL DIESEL	2289 2289	69 69
PRIMASTAR D 16V (DOHC)	G9U-730	7	2002			DIESEL	2463	135
CABSTAR D FRONTIER TD KING-CAB D KING-CAB D PICK-UP D PICK-UP D22 D PICK-UP D22 TD URVAN D	TD25 TD25Ti TD25 TD25Ti TD25 TD25 TD25Ti TD25	1 6 6 5	1989 2001 1999 1999 1989 1998 1998 1989	12	1992 1997 2001 1996	DIESEL DIESEL DIESEL DIESEL DIESEL DIESEL DIESEL DIESEL	2494 2494 2494 2494 2494 2494 2494 2494	75 98 75 83 103 75
INTERSTAR D 16V (DOHC)	G9U-720	2	2002		2007	DIESEL	2499	90
PATHFINDER D	TD27		1986			DIESEL	2663	85
TERRANO D TERRANO TD	TD27 TD27T		1986 1989		1993 1992	DIESEL DIESEL	2663 2663	85 100
TERRANO II TD TERRANO II TD	TD27T TD27Ti		1993 1996		1996 1999	DIESEL DIESEL	2663 2663	100 123
TERRANO II TD TERRANO II TD	TD27T TD27Ti	12 12	1999 1999		2008 2008	DIESEL DIESEL	2664 2664	101 125
FRONTIER TD 12V XTERRA TD 12V (SOHC)	WM28Ti WM28Ti	5 5	2002 2002	6 6	2005 2005	DIESEL DIESEL	2796 2796	132 132
PATHFINDER LE 12V PATHFINDER SE 12V PATHFINDER V6 12V PATHFINDER V6 12V PATHFINDER XE 12V TERRANO V6 12V (SOHC)	VG30E VG30E VG30E VG30E VG30E VG30E	4 4	1994 1990 1987 1987 1990 1987		1995 1995 1995 1995	GASOLINA GASOLINA GASOLINA GASOLINA GASOLINA GASOLINA	2960 2960 2960 2960 2960 2960	148 148 148
200SX SE 12V 300 ZX V6 12V 300ZX 2+2 12V 300ZX BASE 12V D21 BASE 12V D21 SE 12V D21 XE 12V MAXIMA GXE 12V MAXIMA SE 12V PICK-UP D21 V6 12V PICK-UP D21 V6 12V PICKUP SE 12V PICKUP XE 12V (SOHC)	VG30E VG30E VG30E VG30 VG30E VG30E VG30E VG30E VG30E VG30E VG30E VG30E VG30E VG30E VG30E	4 4	1987 1987 1988 1988 1990 1990 1994 1988 1988 1987 1987 1995 1995		1988 1989 1989 1989 1994 1994 1994 1989 1989 1995 1995 1995	GASOLINA GASOLINA GASOLINA GASOLINA GASOLINA GASOLINA GASOLINA GASOLINA GASOLINA GASOLINA GASOLINA GASOLINA GASOLINA GASOLINA GASOLINA	2960 2960 2960 2960 2960 2960 2960 2960 2960 2960 2960 2960 2960 2960 2960	170 170 170




				IMAGEM DA JUNTA DO CABEÇOTE
	CÓDIGO MAHLE	CÓDIGO METAL LEVE		
80,00 80,00 76,00 76,00 80,00	JC0030140/4*	J&RC-9613/4*		
80,00	JC0030140/4*	J&RC-9613/4*		
82,70	JM0180350/4 JS0180300/4	J&RMR-9329/4 J&RS-9367/4	PF0180033*	
87,00 87,00	JM0030510/6* JS0030510/6*	J&RM-9610/6* J&RS-9610/6*		
89,00 89,00	JM0591340/4* S/ JUNTA CABEÇOTE JS0591340/4* S/ JUNTA CABEÇOTE	J&RM-9599/4* S/ JUNTA CABEÇOTE J&RS-9599/4* S/ JUNTA CABEÇOTE	PF0590024*	
89,00	JC0180310/4* JM0180310/4* JS0180310/4*	J&RC-9368/4* J&RM-9368/4* J&RS-9368/4*		
92,90 92,90 92,90 92,90 92,90 92,90 92,90	JM0591340/4* S/ JUNTA CABEÇOTE JS0591340/4* S/ JUNTA CABEÇOTE	J&RM-9599/4* S/ JUNTA CABEÇOTE J&RS-9599/4* S/ JUNTA CABEÇOTE	PF0030110* PF0590024*	
89,00	JC0180310/4* JM0180310/4* JS0180310/4*	J&RC-9368/4* J&RM-9368/4* J&RS-9368/4*		
96,00	JM0591340/4* S/ JUNTA CABEÇOTE JS0591340/4* S/ JUNTA CABEÇOTE	J&RM-9599/4* S/ JUNTA CABEÇOTE J&RS-9599/4* S/ JUNTA CABEÇOTE	PF0590024*	
96,00 96,00	JC0030100/4* 1,20 JC0030100/4* 1,25 JM0591340/4* S/ JUNTA CABEÇOTE JS0591340/4* S/ JUNTA CABEÇOTE	J&RC-9606/4* 1,20 J&RC-9606/4* 1,25 J&RM-9599/4* S/ JUNTA CABEÇOTE J&RS-9599/4* S/ JUNTA CABEÇOTE	PF0590024*	
96,00 96,00	JC0591340/4* 1,20 JC0591340/4* 1,25 JC0591340/4* 1,30 JM0591340/4* S/ JUNTA CABEÇOTE JS0591340/4* S/ JUNTA CABEÇOTE	J&RC-9599/4* 1,20 J&RC-9599/4* 1,25 J&RC-9599/4* 1,30 J&RM-9599/4* S/ JUNTA CABEÇOTE J&RS-9599/4* S/ JUNTA CABEÇOTE	PF0590024*	
96,00 96,00	JC0591340/4* 1,20 JC0591340/4* 1,25 JC0591340/4* 1,30	J&RC-9599/4* 1,20 J&RC-9599/4* 1,25 J&RC-9599/4* 1,30	PF0590024*	
93,00 93,00	JC0130510/4 JM0130510/4 JS0130510/4	J&RC-2301/4 J&RM-2301/4 J&RS-2301/4		
87,00 87,00 87,00 87,00 87,00 87,00	JC0030120/4	J&RC-9609/4		
87,00 87,00 87,10 87,10 87,00 87,00 87,00 87,00 87,00 87,00 87,00 87,00	JC0030120/4	J&RC-9609/4		



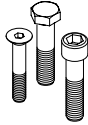
Descrição do Produto / Radical MAHLE / Radical Metal Leve: Junta do Coletor de Escape / JA / JA ;
 Junta do Coletor de Admissão / JAA / JAA; Junta do Coletor de Admissão e Escape / JAAE / JAAE;
 Junta do Carter / JAC / JAC; Junta da Tampa de Válvulas / JAV / JAV; Junta da Válvula Termostática / JAVT / JAVT;
 Junta do Cabeçote / JC / J&RC; Jogo de Juntas Inferior do Motor / JI / J&RI; Jogo de Juntas do Motor / JM / J&RM;
 Jogo de Juntas Superior do Motor / JS / J&RS; Jogo de Parafusos do Cabeçote / PF / PF;
 * Itens sob Consulta

		MÊS ANO					C.C.	POTÊNCIA (CV)
		→		←				
200 SX V6 12V 200SX SE 12V MAXIMA GXE 12V MAXIMA SE 12V MAXIMA V6 12V (SOHC)	VG30E VG30E VG30E VG30E VG30E	4	1987 1987 1988 1988 1987		1988 1988 1989 1989 1989	GASOLINA GASOLINA GASOLINA GASOLINA GASOLINA	2960 2960 2960 2960 2960	170 170
300 ZX TURBO V6 12V 300ZX TURBO TURBO 12V (SOHC)	VG30T VG30T	4	1987 1988		1989 1989	GASOLINA GASOLINA	2960 2960	203/228
QUEST GXE 12V QUEST V6 12V QUEST XE 12V (SOHC)	VG30E VG30E VG30E	4	1993 1992 1993	9	1997 1997 1997	GASOLINA GASOLINA GASOLINA	2960 2960 2960	153
QUEST GXE 12V QUEST GXE N/A 12V QUEST V6 12V QUEST XE 12V (SOHC)	VG30E VG30E VG30E VG30E	9	1998 1998 1997 1998	5	1998 1998 2003 1998	GASOLINA GASOLINA GASOLINA GASOLINA	2960 2960 2960 2960	151
CONDOR D	BD30	7	1992	7	1994	DIESEL	3000	86
CABSTAR D F35 D F35 D F45 D F45 D L35 D L35 D L50 D L50 D T100 D T100 D TRADE D TRADE D	BD30TI BD30II BD30TI BD30II BD30TI BD30II BD30TI BD30II BD30TI BD30II BD30TI BD30II BD30TI BD30II BD30TI	4 4 4 4 4 4 4 4 4 4	1993 1993 1993 1993 1993 1993 1993 1993 1993 1993 1993	6 5 6 5 6 5 6 5 6 5 6	1996 1996 1996 1996 1996 1996 1996 1996 1996 1996 1996	DIESEL DIESEL DIESEL DIESEL DIESEL DIESEL DIESEL DIESEL DIESEL DIESEL DIESEL DIESEL DIESEL DIESEL DIESEL	3000 3000 3000 3000 3000 3000 3000 3000 3000 3000 3000 3000 3000 3000 3000	86 86 86 86 86 86 86 86 86 86 86 86 86 86 86
FRONTIER D (OHV)	QD32		1997			DIESEL	3153	103
FRONTIER SE 12V FRONTIER V6 12V FRONTIER XE 12V HARDBODY V6 12V MAXIMA QX4 V6 12V PATHFINDER LE 12V PATHFINDER SE 12V PATHFINDER V6 12V PATHFINDER XE 12V QUEST GLE 12V QUEST GXE 12V QUEST SE 12V QUEST V6 12V XTERRA SE 12V XTERRA SE SUPERCHARGED 12V X-TERRA V6 12V X-TERRA V6 12V XTERRA XE 12V XTERRA XE SUPERCHARGED 12V (SOHC)	VG33E VG33E VG33E VG33E VG33E VG33E VG33E VG33E VG33E VG33E VG33E VG33E VG33E VG33E VG33ER VG33E VG33ER VG33E VG33E VG33ER	9 9 9 5 7	1999 1998 1999 1999 1997 1996 1996 1996 1996 1999 1999 1999 1999 2000 2000 1999 2001 2000 2000		2003 2004 2000 2000 2000 2002 2002 2002 2004 2004 9 2002 2004 2004	GASOLINA GASOLINA	3275 3274 3275 3274 3274 3275 3275 3274 3275 3275 3275 3275 3275 3274 3275 3275 3274 3274 3275 3275 3274 3274 3275	168 168 168 150/170 168 168 177
QUEST MINIVAN V6 12V QUEST V6 12V (SOHC)	VG33E VG33E	9 9	1998 1998			GASOLINA GASOLINA	3274 3274	170 170




				IMAGEM DA JUNTA DO CABEÇOTE
	CÓDIGO MAHLE	CÓDIGO METAL LEVE		
87,00 87,00 87,00 87,00 87,00	JC0030120/4	J&RC-9609/4		
87,00 87,10	JC0030120/4	J&RC-9609/4		
87,00 87,00 87,00	JC0030120/4 JM0030120/4* JS0030120/4*	J&RC-9609/4 J&RM-9609/4* J&RS-9609/4*		
87,00 87,00 87,00 87,00	JC0030120/4	J&RC-9609/4		
96,00	JC0030100/4* 1,20 JC0030100/4* 1,25 JC0030100/4* 1,30	J&RC-9606/4* 1,20 J&RC-9606/4* 1,25 J&RC-9606/4* 1,30	PF0590024*	
96,00 96,00 96,00 96,00 96,00 96,00 96,00 96,00 96,00 96,00 96,00 96,00	JC0030100/4* 1,20 JC0030100/4* 1,25 JC0030100/4* 1,30	J&RC-9606/4* 1,20 J&RC-9606/4* 1,25 J&RC-9606/4* 1,30	PF0590024*	
99,20	JC0030130/4* 1,15	J&RC-9612/4* 1,15	PF0030110*	
91,50 91,50 91,50 91,50 91,50 91,50 91,50 91,50 91,50 91,50 91,50 91,50 91,50 91,50 91,50 91,50 91,50 91,50 91,50 91,50	JC0030500/6* JM0030500/6* JS0030500/6*	J&RC-9604/6* J&RM-9604/6* J&RS-9604/6*		
91,50 91,50	JC0030500/6*	J&RC-9604/6*		



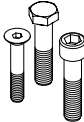








Descrição do Produto / Radical MAHLE / Radical Metal Leve: Junta do Coletor de Escape / JA / JA ;
 Junta do Coletor de Admissão / JAA / JAA; Junta do Coletor de Admissão e Escape / JAAE / JAAE;
 Junta do Câter / JAC / JAC; Junta da Tampa de Válvulas / JAV / JAV; Junta da Válvula Termostática / JAVT / JAVT;
 Junta do Cabeçote / JC / J&RC; Jogo de Juntas Inferior do Motor / JI / J&RI; Jogo de Juntas do Motor / JM / J&RM;
 Jogo de Juntas Superior do Motor / JS / J&RS; Jogo de Parafusos do Cabeçote / PF / PF;
 * Itens sob Consulta

		MÊS ANO			C.C.	POTÊNCIA (CV)		
		→	←					
RASCAL	F10A		1990		1993	GASOLINA	970	44
ASTRA 16V CORSA B 16V CORSA B 16V TIGRA 16V (DOHC)	X14XE C14SEL X14XE X14XE	8 11	1995 1997 1993 1994	9	1998 2000 2000 2000	GASOLINA GASOLINA GASOLINA GASOLINA	1389 1389 1389 1389	90 86 90 90
ASTRA 16V (DOHC)	X14XE		1998			GASOLINA	1389	90
ASTRA G 16V ZAFIRA A 16V (DOHC)	X14XE X14XE	2 2	1998 1998	1	2005 2005	GASOLINA GASOLINA	1389 1389	90 90
ASTRA G 16V CORSA C 16V ZAFIRA A 16V (DOHC)	Z14XE Z14XE Z14XE	2	2000 2000 1998	1	2005	GASOLINA GASOLINA GASOLINA	1389 1389 1389	90 90 90
CORSA B GSI 16V CORSA B GSI 16V TIGRA 16V (DOHC) C16XE (No: <02CCU2184/20397159)	C16XE X16XE X16XE	5 11	1993 1995 1994		1994 2000 2000	GASOLINA GASOLINA GASOLINA	1598 1598 1598	109 106 106
CORSA B GSI 16V (DOHC) (No: 02CCU2184/20397159->)	C16XE		1994		1997	GASOLINA	1598	109
ASTRA 16V (DOHC)	X16XEL		1994		1998	GASOLINA	1598	100
VECTRA B 16V (DOHC)	X16XEL	10	1995		1998	GASOLINA	1598	100
ASTRA G 16V ASTRA G 16V ZAFIRA A 16V (DOHC)	C16SEL X16XEL C16SEL	2	1998 1998	1	2005	GASOLINA GASOLINA GASOLINA	1598 1598 1598	101
VECTRA B 16V (DOHC)	X16XEL		1998			GASOLINA	1598	100
ASTRA 16V VECTRA B 16V ZAFIRA A 16V (DOHC)	X16XEL Y16XE X16XEL		1998 1999 1999		2001	GASOLINA GASOLINA GASOLINA	1598 1598 1598	100 100 100
ASTRA A 16V (GAS) MERIVA 16V VECTRA C 16V ZAFIRA A 16V (GAS) (DOHC)	Z16YNG Z16XE Z16XE Z16YNG	5	1998 2003 2002 2000		2008	GASOLINA GASOLINA GASOLINA GASOLINA	1598 1598 1598 1598	101 100 100 101
ASTRA H 16V MERIVA 16V VECTRA C 16V ZAFIRA A 16V ZAFIRA B 16V (DOHC)	Z16XEP Z16XEP Z16XEP Z16XEP Z16XEP	3 7	2004 2003 2006 1998 2005		2008 2009 2011	GASOLINA GASOLINA GASOLINA GASOLINA GASOLINA	1598 1598 1598 1598 1598	100 105 105 103 105
ASTRA G 16V VECTRA B 16V ZAFIRA A 16V (DOHC)	Z16XE Z16XE Z16XE		2001 2000 2001		2002 2005	GASOLINA GASOLINA GASOLINA	1598 1598 1598	101 101 101
ASTRA H 16V CORSA D 16V CORSA D 16V MERIVA 16V (DOHC)	Z16LET A16LER Z16LER Z16LET	2	2004 2007 2007 2003		2011 2011	GASOLINA GASOLINA GASOLINA GASOLINA	1598 1598 1598 1598	180 192 192 180
ASTRA H 16V ZAFIRA B 16V (DOHC)	Z16XE1 Z16XE1		2004 2005		2011 2011	GASOLINA GASOLINA	1598 1598	115 115
ASTRA H 16V ASTRA H 16V ASTRA J 16V INSIGNIA 16V ZAFIRA B 16V (DOHC)	A16XER Z16LER A16XER A16XER Z16LER	10 12 7 9	2010 2004 2009 2008 2005		2011	GASOLINA GASOLINA GASOLINA GASOLINA GASOLINA	1598 1598 1598 1598 1598	85 116 115 115 116
ASTRA J TURBO 16V CORSA D TURBO 16V INSIGNIA TURBO 16V ZAFIRA B TURBO 16V (GAS) (DOHC)	A16LET Z16LEL A16LET Z16XNT	12 2 7 2	2009 2007 2008 2009		2010 2011	GASOLINA GASOLINA GASOLINA GASOLINA	1598 1598 1598 1598	180 150 180 95
ASTRA G 16V (DOHC)	Z16XEP					GASOLINA	1598	




				IMAGEM DA JUNTA DO CABEÇOTE
	CÓDIGO MAHLE	CÓDIGO METAL LEVE		
65,50	JC0141100/4* JM0141100/4*	J&RC-9623/4* J&RM-9623/4*		
77,60 77,60 77,60 77,60			PF0140070*	
77,60			PF0140070*	
77,60 77,60			PF0140070*	
77,60 77,60 77,60			PF0140070*	
79,00 79,00 79,00			PF0140070*	
79,00			PF0140070*	
79,00			PF0140070*	
79,00			PF0140070*	
79,00 79,00 79,00			PF0140070*	
79,00			PF0140070*	
79,00 79,00 79,00			PF0140070*	
79,00 79,00 79,00 79,00			PF0140070*	
79,00 79,00 79,00			PF0140070*	
79,00 79,00 79,00 79,00			PF0140070*	
79,00 79,00 79,00			PF0140070*	
79,00 79,00 79,00 79,00			PF0140070*	
79,00 79,00 79,00			PF0140070*	
79,00			PF0140070*	



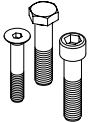








Descrição do Produto / Radical MAHLE / Radical Metal Leve: Junta do Coletor de Escape / JA / JA ;
 Junta do Coletor de Admissão / JAA / JAA; Junta do Coletor de Admissão e Escape / JAAE / JAAE;
 Junta do Carter / JAC / JAC; Junta da Tampa de Válvulas / JAV / JAV; Junta da Válvula Termostática / JAVT / JAVT;
 Junta do Cabeçote / JC / J&RC; Jogo de Juntas Inferior do Motor / JI / J&RI; Jogo de Juntas do Motor / JM / J&RM;
 Jogo de Juntas Superior do Motor / JS / J&RS; Jogo de Parafusos do Cabeçote / PF / PF;
 * Itens sob Consulta

		MÊS ANO			C.C.	POTÊNCIA (CV)	
		→	←				
ASTRA 16V ASTRA G 16V ASTRA G 16V ASTRA H 16V CORSA C 16V MERIVA 16V SIGNUM 16V TIGRA B 16V VECTRA B 16V ZAFIRA A 16V ZAFIRA A 16V (DOHC)	X18XE1 X18XE1 Z18XE Z18XE Z18XE Z18XE Z18XE Z18XE Z18XE Z18XE Z18XE Z18XE Z18XE Z18XE Z18XE	2 3 5 6 6	1998 1998 2000 2004 2000 2003 2003 2004 2000 1999 2000	9 2000	GASOLINA GASOLINA GASOLINA GASOLINA GASOLINA GASOLINA GASOLINA GASOLINA GASOLINA GASOLINA GASOLINA GASOLINA GASOLINA GASOLINA GASOLINA	1796 1796 1796 1796 1796 1796 1796 1796 1796 1796 1796 1796 1796 1796 1796	115 115 125 125 125 125 125 125 125 125 115 125
ASTRA 16V (México) VECTRA B 16V (DOHC)	X18XE1 X18XE1		1998 1998		GASOLINA GASOLINA	1796 1796	115 115
ASTRA G 16V VECTRA B 16V VECTRA C 16V VECTRA C 16V ZAFIRA A 16V (DOHC)	Z18XEL Z18XEL Z18XE Z18XEL Z18XEL		2000 2000 2002 2002 2001	2002 2002 2008 2008 2005	GASOLINA GASOLINA GASOLINA GASOLINA GASOLINA	1796 1796 1796 1796 1796	115 115 122 122 115
ASTRA H 16V INSIGNIA 16V SIGNUM 16V VECTRA C 16V ZAFIRA B 16V (DOHC)	Z18XER A18XER Z18XER Z18XER Z18XER	7 7	2004 2008 2006 2006 2005	2008 2008 2011	GASOLINA GASOLINA GASOLINA GASOLINA GASOLINA	1796 1796 1796 1796 1796	140 140 140 140 140
ARENA D ARENA D	F8Q-600 F8Q-606		1997 1997	2001 2001	DIESEL DIESEL	1870 1870	60 60
KADETT E 16V KADETT E 16V (DOHC)	20XE C20XE		1987 1987	1991 1991	GASOLINA GASOLINA	1998 1998	150 150
ASTRA 16V CALIBRA 16V (DOHC)	C20XE C20XE		1991 1989	1994 1997	GASOLINA GASOLINA	1998 1998	150 150
CALIBRA TURBO 16V VECTRA A TURBO 16V (DOHC)	C20LET C20LET		1992 1993	1997 1995	GASOLINA GASOLINA	1998 1998	204 204
VIVARO 16V (DOHC)	F4R-720		2001	2007	GASOLINA	1998	120
VIVARO 16V (DOHC)	F4R-820		2007		GASOLINA	1998	120
MOVANO DTI 16V MOVANO DTI 16V (DOHC)	G9T-720 G9T-722		2000 1999	2002 2003	DIESEL DIESEL	2188 2188	90 90
MOVANO DTI 16V MOVANO DTI 16V VIVARO DTI 16V (DOHC)	G9U-720 G9U-724 G9U-730		1999 1999 2001	2003 2003	DIESEL DIESEL DIESEL	2463 2463 2463	114 114 134
MOVANO DTI 16V MOVANO DTI 16V (DOHC)	G9U-750 G9U-754		1999 1999	2007 2007	DIESEL DIESEL	2463 2463	115 115
MONZA MONZA SENATOR SENATOR VICEROY (No: <25E-0035130) (No: <25E-0045754)	25E 25E 25E 25E 25E 25E		1981 1984 1981 1984 1980	1984 1985 1984 1985 1983	GASOLINA GASOLINA GASOLINA GASOLINA GASOLINA GASOLINA	2490 2490 2490 2490 2490 2490	136 140 136 140 136
MONZA MONZA SENATOR SENATOR B (No: 25E-0045755>)	25E 25NE 25E 25NE		1985 1988 1985 1988	1987 8 1988 1987 8 1990	GASOLINA GASOLINA GASOLINA GASOLINA	2490 2490 2490 2490	140 140 140 140




				IMAGEM DA JUNTA DO CABEÇOTE
	CÓDIGO MAHLE	CÓDIGO METAL LEVE		
80,50 80,50 80,50 80,50 80,50 80,50 80,50 80,50 80,50 80,50 80,50			PF0140070*	
80,50 80,50			PF0140070*	
80,50 80,50 80,50 80,50 80,50			PF0140070*	
80,50 80,50 80,50 80,50 80,50			PF0140070*	
80,00 80,00	JAV1950310/4* JUNTA TAMPA VÁLVULA	JAV9366/4* JUNTA TAMPA VÁLVULA		
86,00 86,00	JAV0140300/4* JUNTA TAMPA VÁLVULA JC0140300/4* JM0140300/4* JS0140300/4*	JAV9074/4* JUNTA TAMPA VÁLVULA J&RC-9074/4* J&RM-9074/4* J&RS-9074/4*		
86,00 86,00	JAV0140300/4* JUNTA TAMPA VÁLVULA JC0140300/4* JM0140300/4* JS0140300/4*	JAV9074/4* JUNTA TAMPA VÁLVULA J&RC-9074/4* J&RM-9074/4* J&RS-9074/4*		
86,00 86,00	JAV0140300/4* JUNTA TAMPA VÁLVULA JC0140300/4* JM0140300/4* JS0140300/4*	JAV9074/4* JUNTA TAMPA VÁLVULA J&RC-9074/4* J&RM-9074/4* J&RS-9074/4*		
82,70	JM0180350/4 JS0180300/4	J&RMR-9329/4 J&RS-9367/4	PF0180033*	
82,70	JS0180300/4	J&RS-9367/4	PF0180033*	
87,00 87,00	JM0030510/6* JS0030510/6*	J&RM-9610/6* J&RS-9610/6*		
89,00 89,00 89,00	JC0180310/4* JM0180310/4* JS0180310/4*	J&RC-9368/4* J&RM-9368/4* J&RS-9368/4*		
89,00 89,00	JC0180310/4*	J&RC-9368/4*		
87,00 87,00 87,00 87,00 87,00			PF0140055*	
87,00 87,00 87,00 87,00	JAV0140380/6* JUNTA TAMPA VÁLVULA	JAV9471/6* JUNTA TAMPA VÁLVULA	PF0140055*	



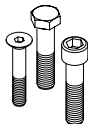


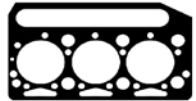









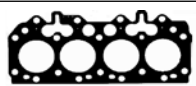


Descrição do Produto / Radical MAHLE / Radical Metal Leve: Junta do Coletor de Escape / JA / JA ;
 Junta do Coletor de Admissão / JAA / JAA; Junta do Coletor de Admissão e Escape / JAAE / JAAE;
 Junta do Carter / JAC / JAC; Junta da Tampa de Válvulas / JAV / JAV; Junta da Válvula Termostática / JAVT / JAVT;
 Junta do Cabeçote / JC / J&RC; Jogo de Juntas Inferior do Motor / JI / J&RI; Jogo de Juntas do Motor / JM / J&RM;
 Jogo de Juntas Superior do Motor / JS / J&RS; Jogo de Parafusos do Cabeçote / PF / PF;
 * Itens sob Consulta

		MÊS ANO			c.c.	POTÊNCIA (CV)		
		→	←					
FRONTERA A TD	VM41B		1995		1998	DIESEL	2499	115
MOVANO D (INJEÇÃO INDIRETA)	S8U-772		1999		2001	DIESEL	2499	80
CARLTON OMEGA A SENATOR B	C26NE C26NE C26NE	9 9 9	1990 1990 1990		1994 1994 1993	GASOLINA GASOLINA GASOLINA	2594 2594 2594	150 150 150
MOVANO DTI MOVANO DTI (INJEÇÃO DIRETA)	S9W-700 S9W-702		1999 1999		2003 2003	DIESEL DIESEL	2799 2799	115 115
MONZA ROYALE SENATOR (No: <30E85748)	30E 30E 30E		1978 1980 1978		1985 1982 1985	GASOLINA GASOLINA GASOLINA	2969 2969 2969	180 180 180
MONZA SENATOR (No: 30E85749>)	30E 30E		1985 1985		1987 1987	GASOLINA GASOLINA	2969 2969	180 180
CARLTON OMEGA A OMEGA A SENATOR B SENATOR B	30NE 30LE 30NE 30LE 30NE		1987 1987 1987		1989 1990 1990	GASOLINA GASOLINA GASOLINA	2969 2969 2969	177 156/172 156/172
		9 9	1987 1987	9 9	1993 1993	GASOLINA GASOLINA	2969 2969	156/177 156/177
MONTEREY DTI 16V (DOHC)	4JX1		1998			DIESEL	2999	159
BRAVA TD CAMPO TD MONTEREY TD	4JG2 4JG2T 4JG2TC	7 9	1991 1992 1991	7 7	2001 2002 1998	DIESEL DIESEL DIESEL	3059 3059 3059	108 109 114
MONTEREY V6 24V (SOHC)	6VD1		1994		1997	GASOLINA	3165	177




				IMAGEM DA JUNTA DO CABEÇOTE
	CÓDIGO MAHLE	CÓDIGO METAL LEVE		
92,00	JAV1980240/4* JUNTA TAMPA VÁLVULA JC0590010/4* 1,42 JC0590010/4* 1,52 JC0590010/4* 1,62 JM0590010/4* S/ JUNTA CABEÇOTE JS0590010/4* S/ JUNTA CABEÇOTE	JAV9486/4* JUNTA TAMPA VÁLVULA J&RC-9357/4* 1,42 J&RC-9357/4* 1,52 J&RC-9357/4* 1,62 J&RM-9357/4* S/ JUNTA CABEÇOTE J&RS-9357/4* S/ JUNTA CABEÇOTE	PF0590001*	
93,00	JA0010090/4 JUNTADO COLETOR ESCAPE JAA0010050/4 JUNTA ADMISSÃO JC0010090/4* 1,60 JC0010090/4* 1,70 JC0010090/4* 1,80 JM0012400/4* S/ JUNTA CABEÇOTE JS0012400/4* S/ JUNTA CABEÇOTE	JA9360/4 JUNTADO COLETOR ESCAPE JAA9183/4 JUNTA ADMISSÃO J&RC-9360/4* 1,60 J&RC-9360/4* 1,70 J&RC-9360/4* 1,80 J&RM-9630/4* S/ JUNTA CABEÇOTE J&RS-9536/4* S/ JUNTA CABEÇOTE	PF0010017*	
88,80 88,80 88,80	JAV0140380/6* JUNTA TAMPA VÁLVULA	JAV9471/6* JUNTA TAMPA VÁLVULA	PF0140055*	
94,40 94,40	JA0010090/4 JUNTADO COLETOR ESCAPE JAA0010050/4 JUNTA ADMISSÃO JC0440020/4* 1,20 JC0440020/4* 1,30 JC0440020/4* 1,40 JC0440020/4* 1,50 JM0012400/4* S/ JUNTA CABEÇOTE JS0012400/4* S/ JUNTA CABEÇOTE	JA9360/4 JUNTADO COLETOR ESCAPE JAA9183/4 JUNTA ADMISSÃO J&RC-9358/4* 1,20 J&RC-9358/4* 1,30 J&RC-9358/4* 1,40 J&RC-9358/4* 1,50 J&RM-9630/4* S/ JUNTA CABEÇOTE J&RS-9536/4* S/ JUNTA CABEÇOTE	PF0010017*	
95,00 95,00 95,00	JC0140380/6*	J&RC-9471/6*	PF0140055*	
95,00 95,00	JAV0140380/6* JUNTA TAMPA VÁLVULA JC0140380/6*	JAV9471/6* JUNTA TAMPA VÁLVULA J&RC-9471/6*	PF0140055*	
95,00 95,00 95,00 95,00 95,00	JAV0140380/6* JUNTA TAMPA VÁLVULA JC0140380/6* JM0140380/6* JS0140380/6*	JAV9471/6* JUNTA TAMPA VÁLVULA J&RC-9471/6* J&RM-9471/6* J&RS-9471/6*	PF0140055*	
95,40	JS0141080/4* S/ JUNTA CABEÇOTE	J&RS-9614/4* S/ JUNTA CABEÇOTE		
95,40 95,40 95,40	JC0240110/4* 1,70	J&RC-9513/4* 1,70		
93,40	JC0510780/4* JM0510780/4*	J&RC-9500/4* J&RM-9500/4*		



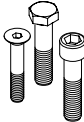





Descrição do Produto / Radical MAHLE / Radical Metal Leve: Junta do Coletor de Escape / JA / JA ;
 Junta do Coletor de Admissão / JAA / JAA; Junta do Coletor de Admissão e Escape / JAAE / JAAE;
 Junta do Câter / JAC / JAC; Junta da Tampa de Válvulas / JAV / JAV; Junta da Válvula Termostática / JAVT / JAVT;
 Junta do Cabeçote / JC / J&RC; Jogo de Juntas Inferior do Motor / JI / J&RI; Jogo de Juntas do Motor / JM / J&RM;
 Jogo de Juntas Superior do Motor / JS / J&RS; Jogo de Parafusos do Cabeçote / PF / PF;
 * Itens sob Consulta

		MÊS ANO			c.c.	POTÊNCIA (CV)
		→	←			
4.40 C4.40 MF6130 MF6140 MF6150 PHASER 110T PHASER 120 Ti PHASER 90 T4.40	1004.4 1004.4TW 1004.4T 1004.4T 1004.4T 1004.4T 1004.4TW 1004.4 1004.4T				DIESEL DIESEL DIESEL DIESEL DIESEL DIESEL DIESEL DIESEL DIESEL	3990 3990 3990 3990 3990 3990 3990 3990 3990
(INJEÇÃO DIRETA)	P3152				DIESEL	
MF 50X (INJEÇÃO INDIRETA)	P3152				DIESEL	
CASE 580E CBT1000 MF65X (INJEÇÃO DIRETA)	P4203 P4203 P4203				DIESEL DIESEL DIESEL	
CBT1000 MF65 (INJEÇÃO INDIRETA)	P4203				DIESEL	
DODGE D400 FORD F350 FORD F400 GM D10 VW 6.80 (VEICULAR - INJEÇÃO DIRETA)	P4236 P4236 P4236 P4236 P4236				DIESEL DIESEL DIESEL DIESEL DIESEL	
TRATOR MF292	P4236 TURBO				DIESEL	
CASE 580H (AGRÍCOLA)	P4236/ P4248				DIESEL	
AGRÍCOLA (TODOS COM MANCAL TRASEIRO ÚNICO)	P4236/P4248 P4236/P4248				DIESEL DIESEL	
DODGE D700 FORD F600 GM D65 (VEICULAR E AGRÍCOLA)	P6357 P6357 P6357				DIESEL DIESEL DIESEL	
FORD F700 FORD F750 FORD F7000 GM D70 (VEICULAR E AGRÍCOLA)	P6358 P6358 P6358 P6358				DIESEL DIESEL DIESEL DIESEL	
FORD RANGER FORD F1000T (4X2) HSO GM BLAZER GM S10 MBB SPRINTER	HS 2.5 HS 2.5 HS 2.5 HS 2.5 HS 2.5				DIESEL DIESEL DIESEL DIESEL DIESEL	
FORD RANGER	HS 2.8				DIESEL	
D10 D20	Q20B4/P4236 Q20B4/P4236				DIESEL DIESEL	
GM D12000 GM D13000 GM DS12000 GM DS14000 GM DS22000	Q20B6/P6354.4 TURBO Q20B6/P6354.4 TURBO Q20B6/P6354.4 TURBO Q20B6/P6354.4 TURBO Q20B6/P6354.4 TURBO				DIESEL DIESEL DIESEL DIESEL DIESEL	




				IMAGEM DA JUNTA DO CABEÇOTE
	CÓDIGO MAHLE	CÓDIGO METAL LEVE		
100,00 100,00 100,00 100,00 100,00 100,00 100,00 100,00 100,00	JM0571050/4*	J&RM-9589/4*		
	JC57270/3 JM57270/3 C/RET.	J&RC-9240/3 J&RM-9240/3 C/RET.		
	JC57100/3 JM57100/3 C/RET.	J&RC-1178/3 J&RM-1178/3 C/RET.		
	JC57120/4 JM57120/4 C/RET.	J&RC-887/4 J&RM-887/4 C/RET.		
	JC57330/4 JM57330/4 C/RET.	J&RC-1178/4 J&RM-1178/4 C/RET.		
	JC57200/4 JM57200/4 C/RET.	J&RC-1097/4 J&RM-1097/4 C/RET.		
	JC57200/4 JM57260/4 C/RET.	J&RC-1097/4 J&RM-1684/4 C/RET.		
	JC57200/4 JM57340/4 C/RET.	J&RC-1097/4 J&RM-9241/4 C/RET.		
	JC57200/4 JM57220/4 C/RET.	J&RC-1097/4 J&RM-988/4 C/RET.		
	JC57600/6 JM57600/6 C/RET.	J&RC-933/6 J&RM-933/6 C/RET.		
	JC57700/6 JM57700/6 C/RET.	J&RC-934/6 J&RM-934/6 C/RET.		
	JC57850/4 JM57850/4 C/RET. JS57850/4 C/RET.	J&RC-9059/4 J&RM-9059/4 C/RET. J&RS-9059/4 C/RET.		
	JC57750/4 JM57750/4 C/RET.	J&RC-9125/4 J&RM-9125/4 C/RET.		
	JC57200/4 JM57240/4 C/RET.	J&RC-1097/4 J&RM-1338/4 C/RET.		
	JC57280/6 JM57280/6 C/RET.	J&RC-1172/6 J&RM-1172/6 C/RET.		



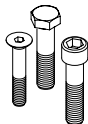















Descrição do Produto / Radical MAHLE / Radical Metal Leve: Junta do Coletor de Escape / JA / JA ;
 Junta do Coletor de Admissão / JAA / JAA; Junta do Coletor de Admissão e Escape / JAAE / JAAE;
 Junta do Carter / JAC / JAC; Junta da Tampa de Válvulas / JAV / JAV; Junta da Válvula Termostática / JAVT / JAVT;
 Junta do Cabeçote / JC / J&RC; Jogo de Juntas Inferior do Motor / JI / J&RI; Jogo de Juntas do Motor / JM / J&RM;
 Jogo de Juntas Superior do Motor / JS / J&RS; Jogo de Parafusos do Cabeçote / PF / PF;
 * Itens sob Consulta

		MÊS ANO			c.c.	POTÊNCIA (CV)
		→	←			
GM D60 GM D70 GM D80 GM D90 GM D12000 GM D14000	Q20B6/P6354.4 ASP. Q20B6/P6354.4 ASP. Q20B6/P6354.4 ASP. Q20B6/P6354.4 ASP. Q20B6/P6354.4 ASP. Q20B6/P6354.4 ASP.					
FORD F1000 GM D20 GM D40 GMC 6100 GMC 6150	S4/S4T ASP./TURBO S4/S4T ASP./TURBO S4/S4T ASP./TURBO S4/S4T ASP./TURBO S4/S4T ASP./TURBO					
MF275 MF283 MF290 MF292 MF610 MF620 MF5275 MF5285 MF5290	P4000/4000T ASP./TURBO P4000/4000T ASP./TURBO P4000/4000T ASP./TURBO P4000/4000T ASP./TURBO P4000/4000T ASP./TURBO P4000/4000T ASP./TURBO P4000/4000T ASP./TURBO P4000/4000T ASP./TURBO P4000/4000T ASP./TURBO					
MF5300 MF5310	P1004.4/4T ASP./TURBO P1004.4/4T ASP./TURBO					
MF297 MF299 MF630 MF640 MF650 MF660 MF680 MF5320	P1006-6/6T ASP./TURBO P1006-6/6T ASP./TURBO P1006-6/6T ASP./TURBO P1006-6/6T ASP./TURBO P1006-6/6T ASP./TURBO P1006-6/6T ASP./TURBO P1006-6/6T ASP./TURBO P1006-6/6T ASP./TURBO					




				IMAGEM DA JUNTA DO CABEÇOTE
	CÓDIGO MAHLE	CÓDIGO METAL LEVE		
	JC57280/6 JM57282/6 C/RET.	J&RC-1172/6 J&RM-9026/6 C/RET.		
	JC57300/4 JM57300/4 C/RET.	J&RC-2142/4 J&RM-2142/4 C/RET.		
	JC57430/4 JM57430/4 C/RET.	J&RC-2257/4 J&RM-2257/4 C/RET.		
	JC57460/4 JM57460/4 C/RET.	J&RC-9160/4 J&RM-9160/4 C/RET.		
	JC57460/6 JM57460/6 C/RET.	J&RC-9160/6 J&RM-9160/6 C/RET.		



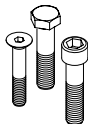








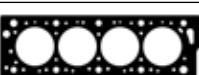
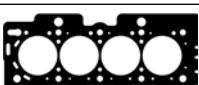





Descrição do Produto / Radical MAHLE / Radical Metal Leve: Junta do Coletor de Escape / JA / JA ;
 Junta do Coletor de Admissão / JAA / JAA; Junta do Coletor de Admissão e Escape / JAAE / JAAE;
 Junta do Câster / JAC / JAC; Junta da Tampa de Válvulas / JAV / JAV; Junta da Válvula Termostática / JAVT / JAVT;
 Junta do Cabeçote / JC / J&RC; Jogo de Juntas Inferior do Motor / JI / J&RI; Jogo de Juntas do Motor / JM / J&RM;
 Jogo de Juntas Superior do Motor / JS / J&RS; Jogo de Parafusos do Cabeçote / PF / PF;
 * Itens sob Consulta

		MÊS ANO					C.C.	POTÊNCIA (CV)
		→		←				
106	TU9	9	1991			GASOLINA	954	45/50
106	TU9K	9	1991			GASOLINA	954	45/50
106	TU9MZ	9	1991			GASOLINA	954	45/50
106	TU9MZ/M	9	1991			GASOLINA	954	45/50
205	TU9/M	7	1987		1993	GASOLINA	954	45
206 16V (DOHC)	D4D	9	2002	2	2007	GASOLINA	999	61/65
106	TU1M	9	1991			GASOLINA	1124	60
205	TU1M	8	1987	12	1994	GASOLINA	1124	55/60
306	TU1M		1993		1997	GASOLINA	1124	60
309	TU1M(HDZ)	9	1989	10	1993	GASOLINA	1124	60
106	TU1K	9	1991			GASOLINA	1124	60
106	TU1Z	9	1991			GASOLINA	1124	60
306	TU1Z		1993		1997	GASOLINA	1124	60
106	TU1M+	4	1996			GASOLINA	1124	54
306	TU1M+		1996			GASOLINA	1124	54
PARTNER	TU1M+		1996			GASOLINA	1124	54
106	TU1JP(HFX)	9	2000	10	2002	GASOLINA	1124	60
206	TU1JP(HFX)		2000			GASOLINA	1124	60
206	TU1JP(HFY)	8	1998	7	2000	GASOLINA	1124	55
206	TU1JP(HFZ)		1998			GASOLINA	1124	60
PARTNER	TU1JP(HFX)		2000			GASOLINA	1124	60
206	TU1A(HFX)	1	2009			GASOLINA	1124	60
205 RALLYE	TU24	7	1988		1993	GASOLINA	1294	102
106	TU2J2	10	1993	4	1996	GASOLINA	1294	98
106	TU3K	9	1991			GASOLINA	1360	75
205	TU3S(K2B)	8	1987	6	1994	GASOLINA	1360	65/70/80
306	TU3.2		1993			GASOLINA	1360	75
309	TU3S	7	1988		1993	GASOLINA	1360	85
405	TU3/A	7	1987		1994	GASOLINA	1360	70/75
PARTNER (BLOCO DE ALUMÍNIO)	TU3.2		1996			GASOLINA	1360	75
205	TU3A	7	1987		1996	GASOLINA	1360	65/70/80
205	TU3M	7	1987		1996	GASOLINA	1360	65/70/80
206	TU3JP		1998			GASOLINA	1360	75
207 (BLOCO DE ALUMÍNIO)	TU3JP		2008			GASOLINA	1360	75
306	TU3MC		1993			GASOLINA	1360	75
309	TU3A	7	1988		1993	GASOLINA	1360	70
309 (BLOCO DE ALUMÍNIO)	TU3M	7	1988		1993	GASOLINA	1360	80
106	TU3J2	9	1991	4	1996	GASOLINA	1360	94
106	TU3JZ(KFZ)	9	1991	4	1996	GASOLINA	1360	94
205	TU3F2	6	1991		1993	GASOLINA	1360	75
205 (BLOCO DE AÇO)	TU3FM	6	1991		1993	GASOLINA	1360	75
106	TU3FJ2	9	1991		1996	GASOLINA	1360	95/100
106	TU3.2(KFX)	9	1991			GASOLINA	1360	75
106	TU3JP(KFX)	9	1991			GASOLINA	1360	75
106 (BLOCO DE ALUMÍNIO)	TU3M(KFX)	9	1991			GASOLINA	1360	75
306 (BLOCO DE ALUMÍNIO)	TU3JP	4	1993	10	1994	GASOLINA	1360	75
106	TU3MC		1994		1996	GASOLINA	1360	75
309	TU3F2		1992		1993	GASOLINA	1360	75
309	TU3FM		1992		1993	GASOLINA	1360	75
405	TU3F2		1993		1994	GASOLINA	1360	75
405 (BLOCO DE AÇO)	TU3MC		1993		1994	GASOLINA	1360	75




				IMAGEM DA JUNTA DO CABEÇOTE
	CÓDIGO MAHLE	CÓDIGO METAL LEVE		
70,00 70,00 70,00 70,00 70,00	JAV0440760/4 JUNTA TAMPA VÁLVULA JC0440760/4* 1,40 JM0440760/4* JS0440760/4*	JAV9477/4 JUNTA TAMPA VÁLVULA J&RC-9477/4* 1,40 J&RM-9477/4* J&RS-9477/4*	PF0440013*	
69,00	JAA0180693/4* JUNTA ADMISSÃO JAV0180693/4* JUNTA TAMPA VÁLVULA JC18695/4 JM18695/4 C/RET. JM0180695/4 JS0180695/4	JAA9268/4* JUNTA ADMISSÃO JAV9268/4* JUNTA TAMPA VÁLVULA J&RC-9127/4 J&RMR-9127/4 C/RET. J&RMR-9127/4 J&RS-9127/4	PF0180037*	
72,00 72,00 72,00 72,00	JAV0440760/4 JUNTA TAMPA VÁLVULA JC0440910/4* JM0440910/4 JS0440910/4	JAV9477/4 JUNTA TAMPA VÁLVULA J&RC-9510/4* J&RM-9510/4 J&RS-9510/4	PF0440013*	
72,00 72,00 72,00	JAV0440760/4 JUNTA TAMPA VÁLVULA JC0440910/4* JM0440910/4 JS0440910/4	JAV9477/4 JUNTA TAMPA VÁLVULA J&RC-9510/4* J&RM-9510/4 J&RS-9510/4	PF0440013*	
72,00 72,00 72,00	JAV0440760/4 JUNTA TAMPA VÁLVULA JC0440760/4* 1,40 JM0440760/4* JS0440760/4*	JAV9477/4 JUNTA TAMPA VÁLVULA J&RC-9477/4* 1,40 J&RM-9477/4* J&RS-9477/4*	PF0440013*	
72,00 72,00 72,00 72,00 72,00	JAV0440760/4 JUNTA TAMPA VÁLVULA JC0440850/4	JAV9477/4 JUNTA TAMPA VÁLVULA J&RC-9491/4	PF0440013*	
70,00	JAV0440760/4 JUNTA TAMPA VÁLVULA JC0440850/4	JAV9477/4 JUNTA TAMPA VÁLVULA J&RC-9491/4	PF0440013*	
75,00	JAV0440760/4 JUNTA TAMPA VÁLVULA JC0440910/4*	JAV9477/4 JUNTA TAMPA VÁLVULA J&RC-9510/4*	PF0440013*	
75,00	JAV0440760/4 JUNTA TAMPA VÁLVULA	JAV9477/4 JUNTA TAMPA VÁLVULA	PF0440013*	
75,00 75,00 75,00 75,00 75,00	JAV0440760/4 JUNTA TAMPA VÁLVULA JC0440910/4* JM0440910/4 JS0440910/4	JAV9477/4 JUNTA TAMPA VÁLVULA J&RC-9510/4* J&RM-9510/4 J&RS-9510/4	PF0440013*	
75,00 75,00 75,00 75,00	JAV0440760/4 JUNTA TAMPA VÁLVULA JC0440910/4* JM0440910/4 JS0440910/4	JAV9477/4 JUNTA TAMPA VÁLVULA J&RC-9510/4* J&RM-9510/4 J&RS-9510/4	PF0440013*	
75,00 75,00	JAV0440760/4 JUNTA TAMPA VÁLVULA JC0440910/4* JM0440910/4 JS0440910/4	JAV9477/4 JUNTA TAMPA VÁLVULA J&RC-9510/4* J&RM-9510/4 J&RS-9510/4	PF0440013*	
75,00 75,00 75,00	JAV0440760/4 JUNTA TAMPA VÁLVULA JC0440330/4* JM0440330/4* JS0440330/4*	JAV9477/4 JUNTA TAMPA VÁLVULA J&RC-9485/4* J&RM-9485/4* J&RS-9485/4*	PF0440013*	
75,00	JAV0440760/4 JUNTA TAMPA VÁLVULA	JAV9477/4 JUNTA TAMPA VÁLVULA	PF0440013*	
75,00 75,00 75,00	JAV0440760/4 JUNTA TAMPA VÁLVULA JC0440910/4* JM0440910/4 JS0440910/4	JAV9477/4 JUNTA TAMPA VÁLVULA J&RC-9510/4* J&RM-9510/4 J&RS-9510/4	PF0440013*	
75,00	JAV0440760/4 JUNTA TAMPA VÁLVULA JC0440910/4* JM0440910/4 JS0440910/4	JAV9477/4 JUNTA TAMPA VÁLVULA J&RC-9510/4* J&RM-9510/4 J&RS-9510/4	PF0440013*	
75,00 75,00 75,00 75,00	JAV0440760/4 JUNTA TAMPA VÁLVULA JC0440330/4* JM0440330/4* JS0440330/4*	JAV9477/4 JUNTA TAMPA VÁLVULA J&RC-9485/4* J&RM-9485/4* J&RS-9485/4*	PF0440013*	



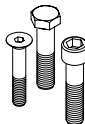
















Descrição do Produto / Radical MAHLE / Radical Metal Leve: Junta do Coletor de Escape / JA / JA ;
 Junta do Coletor de Admissão / JAA / JAA; Junta do Coletor de Admissão e Escape / JAAE / JAAE;
 Junta do Câster / JAC / JAC; Junta da Tampa de Válvulas / JAV / JAV; Junta da Válvula Termostática / JAVT / JAVT;
 Junta do Cabeçote / JC / J&RC; Jogo de Juntas Inferior do Motor / JI / J&RI; Jogo de Juntas do Motor / JM / J&RM;
 Jogo de Juntas Superior do Motor / JS / J&RS; Jogo de Parafusos do Cabeçote / PF / PF;
 * Itens sob Consulta

		MÊS ANO					C.C.	POTÊNCIA (CV)
		→		←				
PARTNER (BLOCO DE ALUMÍNIO)	TU3JP		1996			GASOLINA	1360	75
106 206 206 307 307 1007	TU3JP(KFW) TU3JP(KFW) TU3JP(KFX) TU3JP(K6D) TU3JP(KFW) TU3JP(KFV)	4 4 4 4	2001 2007 2000 2002 2002 2004	9 9	2003 2003	GASOLINA GASOLINA GASOLINA GASOLINA GASOLINA GASOLINA	1360 1360 1360 1360 1360 1360	75 80/82 80 75 75 74
305 305 305	XU51C XU5CP XU5S		1982 1982 1982		1991 1991 1991	GASOLINA GASOLINA GASOLINA	1580 1580 1580	75/80 75/80 75/80
205 205 205	XU5J XU5J1 XU5JA		1984 1984 1984		1996 1996 1996	GASOLINA GASOLINA GASOLINA	1580 1580 1580	75 115 90
205 309 309	XU5M XU51C XU5JA	10 10	1984 1985 1985		1996 1993 1993	GASOLINA GASOLINA GASOLINA	1580 1580 1580	115 80 90
309	XU5M	7	1986	10	1993	GASOLINA	1580	115
405 405	XU51C XU52C	7 7	1987 1987		1995 1995	GASOLINA GASOLINA	1580 1580	75 89
405	XU5M	5	1988	7	1992	GASOLINA	1580	92
405 405 406	XU5JP XU5JP(BFZ) XU5JP	6	1993 2009 1995		1997 1997	GASOLINA GASOLINA GASOLINA	1580 1580 1580	90 90 90
EXPERT	220A2		1996		2001	GASOLINA	1581	79
106 106	TU5J2 TU5JP	7 7	1994 1994			GASOLINA GASOLINA	1587 1587	103 90
106 16V (DOHC)	TU5J4		1997			GASOLINA	1587	120
206 306	TU5JP(NFZ) TU5JP(NFZ)		1998 1993			GASOLINA GASOLINA	1587 1587	90 90
1007 16V 206 16V (DOHC)	TU5JP4(NFU) TU5JP4(N6A)		2004 2000			GASOLINA GASOLINA	1587 1587	109 109
306	TU5JP(NFT)		2001			GASOLINA	1587	100
206 16V 207 16V GRAND RAID MAYA 16V PARTNER 16V PARTNER TEPEE 16V PARTNER TEPEE 16V PARTNER TEPEE 16V (DOHC)	TU5JP4G TU5JP4(NFU) TU5JP4(NFU) TU5JP4G TU5JP4G TU5J4B(NFR) TU5JP4(N6A) TU5JP4(NFU)	6 2 4 4 4 4 4	2007 2006 2011 2008 2008 2008 2008			GASOLINA GASOLINA GASOLINA GASOLINA GASOLINA GASOLINA GASOLINA	1587 1587 1587 1587 1587 1587 1587	110 109 110 110 109 109 75
404 404 504 504 505 505 J7 J9	XC7 XM7 XC7 XM7 XC7 XM7 XC7P XC7P		1970 1970 1973 1973 1979 1979 1970 1986		1979 1979	GASOLINA GASOLINA GASOLINA GASOLINA GASOLINA GASOLINA GASOLINA GASOLINA	1618 1618 1618 1618 1618 1618 1618 1618	59 59 59 59 59 59 59 79
406 16V 407 16V (DOHC)	EW7J4(6FZ) EW7J4(6FZ)	10 5	2000 2004			GASOLINA GASOLINA	1749 1749	117 106/116
306 405 406 406	XU7JP XU7JP XU7JB(LFX) XU7JP	10	1993 1992 1997 1995		1997	GASOLINA GASOLINA GASOLINA GASOLINA	1761 1761 1761 1761	103 103 90 103




				IMAGEM DA JUNTA DO CABEÇOTE
	CÓDIGO MAHLE	CÓDIGO METAL LEVE		
75,00	JAV0440760/4 JUNTA TAMPA VÁLVULA JC0440910/4* JM0440910/4 JS0440910/4	JAV9477/4 JUNTA TAMPA VÁLVULA J&RC-9510/4* J&RM-9510/4 J&RS-9510/4	PF0440013*	
75,00 75,00 75,00 75,00 75,00	JAV0440760/4 JUNTA TAMPA VÁLVULA JC44060/4 JM44060/4 JS0440060/4	JAV9477/4 JUNTA TAMPA VÁLVULA J&RC-9270/4 J&RM-9270/4 J&RS-9270/4	PF0440013*	
83,00 83,00 83,00	JC0440320/4* JC0440320/4* 1,50 JM0440320/4*	J&RC-9470/4* J&RC-9470/4* 1,50 J&RM-9470/4*	PF0440008*	
83,00 83,00 83,00	JC0440320/4* JC0440320/4* 1,50 JM0440320/4*	J&RC-9470/4* J&RC-9470/4* 1,50 J&RM-9470/4*	PF0440008*	
83,00 83,00 83,00	JC0440320/4* JC0440320/4* 1,50 JM0440320/4*	J&RC-9470/4* J&RC-9470/4* 1,50 J&RM-9470/4*	PF0440008*	
83,00	JC0440320/4* JC0440320/4* 1,50 JM0440320/4*	J&RC-9470/4* J&RC-9470/4* 1,50 J&RM-9470/4*	PF0440008*	
83,00 83,00	JC0440320/4* JC0440320/4* 1,50 JM0440320/4*	J&RC-9470/4* J&RC-9470/4* 1,50 J&RM-9470/4*	PF0440008*	
83,00	JC0440320/4* JC0440320/4* 1,50 JM0440320/4*	J&RC-9470/4* J&RC-9470/4* 1,50 J&RM-9470/4*	PF0440008*	
83,00 83,00 83,00	JC0440320/4* JC0440320/4* 1,50 JM0440810/4* JS0440810/4*	J&RC-9470/4* J&RC-9470/4* 1,50 J&RM-9480/4* J&RS-9480/4*	PF0440008*	
86,40			PF0440011*	
78,50 78,50	JAV0440760/4 JUNTA TAMPA VÁLVULA JC0440820/4* JM0440820/4* JS0440820/4*	JAV9477/4 JUNTA TAMPA VÁLVULA J&RC-9488/4* J&RM-9488/4* J&RS-9488/4*	PF0440013*	
78,50	JC0440770/4* JM0440770/4* JS0440770/4	J&RC-9481/4* J&RM-9481/4* J&RS-9481/4	PF0440014*	
78,50 78,50	JAV0440760/4 JUNTA TAMPA VÁLVULA JC0440820/4* JM0440820/4* JS0440820/4*	JAV9477/4 JUNTA TAMPA VÁLVULA J&RC-9488/4* J&RM-9488/4* J&RS-9488/4*	PF0440013*	
78,50 78,50	JAV0440000/4* JUNTA TAMPA VÁLVULA JC0440000/4 JM0440000/4 JS0440000/4	JAV9126/4* JUNTA TAMPA VÁLVULA J&RC-9126/4 J&RM-9126/4 J&RS-9126/4	PF0440014*	
78,50 78,50 78,50 78,50 78,50 78,50	JAV0440760/4 JUNTA TAMPA VÁLVULA JC0440000/4	JAV9477/4 JUNTA TAMPA VÁLVULA J&RC-9126/4	PF0440013*	
84,00 84,00 84,00 84,00 84,00 84,00 84,00			PF0440008*	
83,00 83,00	JAV0660000/4 JUNTA TAMPA VÁLVULA (ADMISSÃO) JAV0660000/4 JUNTA TAMPA VÁLVULA (ESCAPE)	JAV9359/4 JUNTA TAMPA VÁLVULA (ADMISSÃO) JAV9359/4 JUNTA TAMPA VÁLVULA (ESCAPE)	PF0660107*	
83,00 83,00 83,00 83,00	JC0440320/4* JC0440320/4* 1,50 JM0440810/4* JS0440810/4*	J&RC-9470/4* J&RC-9470/4* 1,50 J&RM-9480/4* J&RS-9480/4*	PF0440008* PF0440089*	



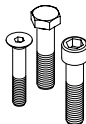








Descrição do Produto / Radical MAHLE / Radical Metal Leve: Junta do Coletor de Escape / JA / JA ;
 Junta do Coletor de Admissão / JAA / JAA; Junta do Coletor de Admissão e Escape / JAAE / JAAE;
 Junta do Carter / JAC / JAC; Junta da Tampa de Válvulas / JAV / JAV; Junta da Válvula Termostática / JAVT / JAVT;
 Junta do Cabeçote / JC / J&RC; Jogo de Juntas Inferior do Motor / JI / J&RI; Jogo de Juntas do Motor / JM / J&RM;
 Jogo de Juntas Superior do Motor / JS / J&RS; Jogo de Parafusos do Cabeçote / PF / PF;
 * Itens sob Consulta

		MÊS ANO					C.C.	POTÊNCIA (CV)
		→			←			
806 EXPERT	XU7JP XU7JP(LFZ)	10	1996 1996	9	2000	GASOLINA GASOLINA	1761 1761	98 101
PARTNER	XU7JB(LFX)	3	1997	8	2000	GASOLINA	1761	90
406 16V (DOHC) (No: <7965)	XU7JP4(LFY)		1995		1996	GASOLINA	1761	112
306 16V 406 16V (DOHC) (No: 7966>)	XU7JP4(LFY) XU7JP4(LFY)	10	1997 1997	3	1999	GASOLINA GASOLINA	1761 1761	112 112
305 306 PARTNER	XUD7 XUD7 XUD7	11 4 11	1982 1993 1996	12 5 2	1988 1999 1998	DIESEL DIESEL DIESEL	1769 1769 1769	60 60 60
205 309	XUD7 XUD7	2 6	1983 1986	7	1990 1993	DIESEL DIESEL	1769 1769	60 60
405 TD	XUD7TE	10	1987	7	1992	DIESEL	1769	90
205 TD 309 TD	XUD7T XUD7T	8	1990 1990	5	1997 1993	DIESEL DIESEL	1769 1769	79 78
504 504 505 505 J7	XC7 XM7 XC7 XM7 XM7P		1973 1973 1982 1982 1970		1993 1993 1989 1989 1980	GASOLINA GASOLINA GASOLINA GASOLINA GASOLINA	1796 1796 1796 1796 1796	79 79 79 79 79
J5	XM7T	9	1981	8	1990	GASOLINA	1796	69
206 206 306 EXPERT PARTNER PARTNER (SOHC)	DW8(WJZ) DW8B(WJY) DW8(WJZ) DW8(WJZ) DW8(WJZ) DW8B(WJY)		1998 1999 1998 1998 1996 1996			DIESEL DIESEL DIESEL DIESEL DIESEL DIESEL	1868 1868 1868 1868 1868 1868	71 71 71 69 71 71
EXPERT (SOHC)	DW8B(WJY)		1999			DIESEL	1868	71
305 305 305	XU92C XU9J1 XU9S		1983 1983 1983		1991 1991 1991	GASOLINA GASOLINA GASOLINA	1905 1905 1905	130/102 130/102 130/102
309 309 309	XU92C XU9J1 XU9M		1986 1986 1986		1993 1993 1993	GASOLINA GASOLINA GASOLINA	1905 1905 1905	102 102 98
309 405	XU9JAZ XU9JAZ(DKZ)	6	1986 1987	7	1993 1992	GASOLINA GASOLINA	1905 1905	109 125
205 205	XU9J1 XU9JA		1986 1986		1994 1994	GASOLINA GASOLINA	1905 1905	102 128
405 16V (DOHC)	XU9J4(D6C)	6	1987	7	1992	GASOLINA	1905	158
405 405	XU92C(D2H) XU9J1	7 7	1987 1987		1993 1993	GASOLINA GASOLINA	1905 1905	110/105/125 110/105/125
309 16V (DOHC)	XU9J4		1989		1993	GASOLINA	1905	147/160
205 GTI	XU9JAZ(DKZ)	8	1990	5	1997	GASOLINA	1905	121
305 EXPRESS J5	XUD9 XUD9 XUD9	7 9	1982 1988 1987		1990 1994 1990	DIESEL DIESEL DIESEL	1905 1905 1905	65 65/69 65/69




				IMAGEM DA JUNTA DO CABEÇOTE
	CÓDIGO MAHLE	CÓDIGO METAL LEVE		
83,00 83,00	JC0440320/4* JC0440320/4* 1,50	J&RC-9470/4* J&RC-9470/4* 1,50	PF0440008*	
83,00	JC0440320/4* JC0440320/4* 1,50 JM0440860/4* JS0440860/4*	J&RC-9470/4* J&RC-9470/4* 1,50 J&RM-9390/4* J&RS-9492/4*	PF0440089*	
83,00	JC0440350/4* JM0440350/4* JS0440350/4*	J&RC-9482/4* J&RM-9482/4* J&RS-9482/4*	PF0660064*	
83,00 83,00	JC0440350/4* JM0440890/4 JS0440890/4	J&RC-9482/4* J&RM-9508/4 J&RS-9508/4	PF0660064*	
80,00 80,00 80,00	JS0440200/4* S/ JUNTA CABEÇOTE JM44200/4 C/ RET. JC44200/4	J&RS-2377/4* S/ JUNTA CABEÇOTE J&RMR-2377/4 C/ RET. J&RC-2377/4	PF0440012*	
80,00 80,00	JS0440200/4* S/ JUNTA CABEÇOTE	J&RS-2377/4* S/ JUNTA CABEÇOTE	PF0440012*	
80,00	JS0440200/4* S/ JUNTA CABEÇOTE JM44200/4 C/ RET. JC44200/4	J&RS-2377/4* S/ JUNTA CABEÇOTE J&RMR-2377/4 C/ RET. J&RC-2377/4		
80,00 80,00	JS0440200/4* S/ JUNTA CABEÇOTE JM44200/4 C/ RET. JC44200/4	J&RS-2377/4* S/ JUNTA CABEÇOTE J&RMR-2377/4 C/ RET. J&RC-2377/4		
84,00 84,00 84,00 84,00 84,00			PF0440008*	
84,00			PF0440008*	
82,20 82,20 82,20 82,20 82,20 82,20			PF0440012*	
82,20			PF0440012*	
83,00 83,00 83,00	JC0440320/4* JC0440320/4* 1,50 JM0440320/4*	J&RC-9470/4* J&RC-9470/4* 1,50 J&RM-9470/4*	PF0440008*	
83,00 83,00 83,00	JC0440320/4* JC0440320/4* 1,50 JM0440320/4*	J&RC-9470/4* J&RC-9470/4* 1,50 J&RM-9470/4*	PF0440008*	
83,00 83,00	JC0440320/4* JC0440320/4* 1,50 JM0440320/4*	J&RC-9470/4* J&RC-9470/4* 1,50 J&RM-9470/4*	PF0440008*	
83,00 83,00	JC0440320/4* JC0440320/4* 1,50 JM0440320/4*	J&RC-9470/4* J&RC-9470/4* 1,50 J&RM-9470/4*	PF0440008*	
83,00	JAV0440800/4* JUNTA TAMPA VÁLVULA JC0440320/4* 1,50	JAV9484/4* JUNTA TAMPA VÁLVULA J&RC-9470/4* 1,50	PF0440008*	
83,00 83,00	JC0440320/4* JC0440320/4* 1,50 JM0440320/4*	J&RC-9470/4* J&RC-9470/4* 1,50 J&RM-9470/4*	PF0440008*	
83,00	JAV0440800/4* JUNTA TAMPA VÁLVULA JC0440320/4* 1,50	JAV9484/4* JUNTA TAMPA VÁLVULA J&RC-9470/4* 1,50	PF0440008*	
83,00	JC0440320/4* JC0440320/4* 1,50 JS0440320/4*	J&RC-9470/4* J&RC-9470/4* 1,50 J&RS-9470/4*	PF0440008*	
83,00 83,00 83,00	JS0440200/4* S/ JUNTA CABEÇOTE JM44200/4 C/ RET. JC44200/4	J&RS-2377/4* S/ JUNTA CABEÇOTE J&RMR-2377/4 C/ RET. J&RC-2377/4	PF0440012*	



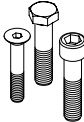















Descrição do Produto / Radical MAHLE / Radical Metal Leve: Junta do Coletor de Escape / JA / JA ;
 Junta do Coletor de Admissão / JAA / JAA; Junta do Coletor de Admissão e Escape / JAAE / JAAE;
 Junta do Carter / JAC / JAC; Junta da Tampa de Válvulas / JAV / JAV; Junta da Válvula Termostática / JAVT / JAVT;
 Junta do Cabeçote / JC / J&RC; Jogo de Juntas Inferior do Motor / JI / J&RI; Jogo de Juntas do Motor / JM / J&RM;
 Jogo de Juntas Superior do Motor / JS / J&RS; Jogo de Parafusos do Cabeçote / PF / PF;
 * Itens sob Consulta

		MÊS ANO					C.C.	POTÊNCIA (CV)
		→			←			
205 309 405	XUD9 XUD9 XUD9	8	1987 1982 1988	6	1994 1993 1995	DIESEL DIESEL DIESEL	1905 1905 1905	69 65 65/69
306 405 BOXER EXPERT PARTNER	XUD9 XUD9 XUD9 XUD9 XUD9	9 5	1993 1995 1995 1995 1996		1999 1998	DIESEL DIESEL DIESEL DIESEL DIESEL	1905 1905 1905 1905 1905	65/69 65/69 69 69/71 65/69
306 TD 405 TD 406 TD 806 TD BOXER TD EXPERT TD	XUD9TE XUD9TE XUD9SD XUD9TF XUD9UTF XUD9TF	4 7	1993 1992 1995 1995 1995 1995	4	1997 1996 1999	DIESEL DIESEL DIESEL DIESEL DIESEL DIESEL	1905 1905 1905 1905 1905 1905	94 90/92 76/90/92 90/92 90/92 92
504 504 505 J5 J9	XN1 XNA XN1 XN1T XN1P		1970 1970 1977 1982 1980		1990 1990 1993 1993	GASOLINA GASOLINA GASOLINA GASOLINA GASOLINA	1971 1971 1971 1971 1971	75 75 75 78/85 75
504 505 604 (INJEÇÃO)	XN2 XN6 XN6		1970 1983 1982		1984 1986 1986	GASOLINA GASOLINA GASOLINA	1971 1971 1971	105 105 105
206 16V 307 16V 307 CC 16V 307 SW 16V 406 16V 406 16V 407 16V 607 16V 806 16V 807 16V EXPERT 16V (DOHC)	EW10J4(RFN) EW10J4(RFN) EW10J4(RFN) EW10J4(RFN) EW10J4(RFN) EW10J4(RFR) EW10J4(RFN) EW10J4(RFN) EW10J4(RFN) EW10J4(RFN) EW10J4(RFN) EW10J4(RFN) EW10J4(RFN)	9 8 10 3 8 2 5 2 9 7	2000 2000 2003 2002 2000 1999 2004 2000 2000 2000 2000 2000			GASOLINA GASOLINA GASOLINA GASOLINA GASOLINA GASOLINA GASOLINA GASOLINA GASOLINA GASOLINA GASOLINA GASOLINA	1997 1997 1997 1997 1997 1997 1997 1997 1997 1997 1997 1997	136 136 136 136 136 136 136 136 136 136 136 136
206 16V 307 16V 307 SW 6V (DOHC)	EW10J4S(RFK) EW10J4S(RFK) EW10J4S(RFK)	7 6 6	2003 2005 2005			GASOLINA GASOLINA GASOLINA	1997 1997 1997	177 177 177
206 HDI 306 HDI 307 HDI 307 HDI 307 HDI 406 HDI 406 HDI 607 HDI 607 HDI 806 HDI BOXER HDI EXPERT HDI EXPERT HDI EXPERT HDI PARTNER HDI (No: <8331)	DW10TD DW10TD DW10ATED(RHS) DW10ATED(RHZ) DW10TD(RHY) DW10ATE DW10TD DW10ATED(RHS) DW10ATED(RHZ) DW10ATE DW10TD(RHV) DW10A(RHZ) DW10ATED(RHX) DW10CTED DW10TD(RHY)	3 3	1999 1999 2002 2002 2001 1998 1999 2001 2001 1998 1999 1999 1999 1999 1999	7	2004	DIESEL DIESEL DIESEL DIESEL DIESEL DIESEL DIESEL DIESEL DIESEL DIESEL DIESEL DIESEL DIESEL DIESEL DIESEL DIESEL	1997 1997 1997 1997 1997 1997 1997 1997 1997 1997 1997 1997 1997 1997 1997 1997	90 90 107 107 90 110 90 107 107 110 90 110 90 110 110 90
206 HDI 306 HDI 307 HDI 307 HDI 307 HDI 406 HDI 406 HDI 607 HDI 607 HDI 806 HDI BOXER HDI EXPERT HDI EXPERT HDI EXPERT HDI EXPERT HDI PARTNER HDI (No: 8332>)	DW10TD(RHY) DW10TD(RHY) DW10ATED(RHS) DW10ATED(RHZ) DW10TD(RHY) DW10ATED(RHZ) DW10TD(RHY) DW10ATED(RHS) DW10ATED(RHZ) DW10ATED(RHZ) DW10TD(RHV) DW10A(RHX) DW10A(RHZ) DW10B(RHX) DW10B(RHZ) DW10CTED(RHX) DW10CTED(RHZ) DW10TD(RHY)	3 3	1999 1998 2002 2002 2001 1998 1998 2001 2001 1999 1999 1999 1999 1999 1999 1999	7	2004	DIESEL DIESEL DIESEL DIESEL DIESEL DIESEL DIESEL DIESEL DIESEL DIESEL DIESEL DIESEL DIESEL DIESEL DIESEL DIESEL DIESEL	1997 1997 1997 1997 1997 1997 1997 1997 1997 1997 1997 1997 1997 1997 1997 1997 1997	90 90 107 107 90 110 90 107 107 110 90 94/110 94/110 94/110 94/110 94/110 94/110 90
605 605 605	XU102C XU10J2 XU10M	8 8 8	1989 1989 1989		1993 1998 1993	GASOLINA GASOLINA GASOLINA	1998 1998 1998	114 122/130 107
306 405	XU10J2C(RFX) XU10J2C(RFX)		1993 1992			GASOLINA GASOLINA	1998 1998	123 123



				IMAGEM DA JUNTA DO CABEÇOTE
	CÓDIGO MAHLE	CÓDIGO METAL LEVE		
83,00 83,00 83,00	JS0440200/4* S/ JUNTA CABEÇOTE JM44200/4 C/ RET. JC44200/4	J&RS-2377/4* S/ JUNTA CABEÇOTE J&RMR-2377/4 C/ RET. J&RC-2377/4	PF0440012*	
83,00 83,00 83,00 83,00 83,00	JS0440200/4* S/ JUNTA CABEÇOTE JM44200/4 C/ RET. JC44200/4	J&RS-2377/4* S/ JUNTA CABEÇOTE J&RMR-2377/4 C/ RET. J&RC-2377/4	PF0440012*	
83,00 83,00 83,00 83,00 83,00	JS0440200/4* S/ JUNTA CABEÇOTE	J&RS-2377/4* S/ JUNTA CABEÇOTE		
88,00 88,00 88,00 88,00 88,00			PF0440008*	
88,00 88,00 88,00			PF0440008*	
85,00 85,00 85,00 85,00 85,00 85,00 85,00 85,00 85,00 85,00	JAV0660000/4 JUNTA TAMPA VÁLVULA (ADMISSÃO) JAV0660000/4 JUNTA TAMPA VÁLVULA (ESCAPE) JC0660000/4 JS0660000/4*	JAV9359/4 JUNTA TAMPA VÁLVULA (ADMISSÃO) JAV9359/4 JUNTA TAMPA VÁLVULA (ESCAPE) J&RC-9359/4 J&RS-9359/4*	PF0660107*	
85,00 85,00 85,00	JAV0660000/4 JUNTA TAMPA VÁLVULA (ADMISSÃO) JAV0660000/4 JUNTA TAMPA VÁLVULA (ESCAPE) JC0660000/4	JAV9359/4 JUNTA TAMPA VÁLVULA (ADMISSÃO) JAV9359/4 JUNTA TAMPA VÁLVULA (ESCAPE) J&RC-9359/4		
85,00 85,00	JC0440360/4* 1,30 JC0440360/4* 1,35 JC0440360/4* 1,40 JC0440360/4* 1,50 JM0440360/4* S/ JUNTA CABEÇOTE JS0440360/4* S/ JUNTA CABEÇOTE	J&RC-9453/4* 1,30 J&RC-9453/4* 1,35 J&RC-9453/4* 1,40 J&RC-9453/4* 1,50 J&RM-9453/4* S/ JUNTA CABEÇOTE J&RS-9453/4* S/ JUNTA CABEÇOTE		
85,00 85,00	JC0440360/4* 1,30 JC0440360/4* 1,35 JC0440360/4* 1,40 JC0440360/4* 1,50 JM0440710/4* S/ JUNTA CABEÇOTE JS0440710/4* S/ JUNTA CABEÇOTE	J&RC-9453/4* 1,30 J&RC-9453/4* 1,35 J&RC-9453/4* 1,40 J&RC-9453/4* 1,50 J&RM-9464/4* S/ JUNTA CABEÇOTE J&RS-9464/4* S/ JUNTA CABEÇOTE		
86,00 86,00 86,00	JM0440790/4*	J&RM-9483/4*	PF0440012*	
86,00 86,00	JC0440040/4 JM0440040/4* JS0440040/4*	J&RC-9467/4 J&RM-9467/4* J&RS-9467/4*	PF0440012*	



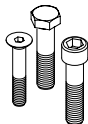




Descrição do Produto / Radical MAHLE / Radical Metal Leve: Junta do Coletor de Escape / JA / JA ;
 Junta do Coletor de Admissão / JAA / JAA; Junta do Coletor de Admissão e Escape / JAAE / JAAE;
 Junta do Carter / JAC / JAC; Junta da Tampa de Válvulas / JAV / JAV; Junta da Válvula Termostática / JAVT / JAVT;
 Junta do Cabeçote / JC / J&RC; Jogo de Juntas Inferior do Motor / JI / J&RI; Jogo de Juntas do Motor / JM / J&RM;
 Jogo de Juntas Superior do Motor / JS / J&RS; Jogo de Parafusos do Cabeçote / PF / PF;
 * Itens sob Consulta

		MÊS ANO			C.C.	POTÊNCIA (CV)		
		→	←					
806 BOXER	XU10J2C XU10J2U		1994 1994		2002	GASOLINA GASOLINA	1998 1998	121 110
405 MI 16V 405 TI TURBO 16V (DOHC)	XU10J4 XU10J4TE(RGZ)	7 8	1992 1992	12	1995 1995	GASOLINA GASOLINA	1998 1998	155 200
306 16V (DOHC)	XU10J4		1993			GASOLINA	1998	152
406 16V 605 16V (DOHC)	XU10J4R(RFV) XU10J4R(RFV)		1995 1995			GASOLINA GASOLINA	1998 1998	135 132
406 16V 605 16V (DOHC)	XU10J4R(RFV) XU10J4R(RFV)		1995 1995			GASOLINA GASOLINA	1998 1998	135 132
406 16V 605 16V 806 16V (DOHC) 806 16V (No: <7965)	XU10J4R(RFV) XU10J4R(RFV) XU10J4R(RFV)		1995 1995 1998		2001	GASOLINA GASOLINA GASOLINA	1998 1998 1998	135 132 132
406 TURBO 605 TURBO 806 TURBO (No: <7665)	XU10J2TE(RG4) XU10J2TE(RG4) XU10J2TE(RG4)	6	1996 1993 1994		1995 1995	GASOLINA GASOLINA GASOLINA	1998 1998 1998	150 147 147
406 TURBO 605 TURBO 806 TURBO (No: 7666>)	XU10J2TE(RG4) XU10J2TE(RG4) XU10J2TE(RG4)		1996 1995 1995			GASOLINA GASOLINA GASOLINA	1998 1998 1998	150 150 150
306 16V (DOHC) (No: <7965)	XU10J4R		1997			GASOLINA	1998	135
306 16V 406 16V 605 16V 806 16V (DOHC) (No: 7966>)	XU10J4R(RFV) XU10J4R(RFV) XU10J4R(RFV) XU10J4R(RFV)	5	1997 1995 1995 1998	6	2000 2001	GASOLINA GASOLINA GASOLINA GASOLINA	1998 1998 1998 1998	135 135 135 132
306 GTI 16V (DOHC)	XU10J4RS(RFS)		1997			GASOLINA	1998	167
BOXER HDI (No: <09516)	DW12TED(4HY)	4	2002			DIESEL	2179	100
BOXER HDI (No: 09517>)	DW12TED(4HY)	4	2002			DIESEL	2179	100
406 16V 406 COUPE 16V 407 16V 407 16V 407 COUPE 16V 407 SW 16V 607 16V 607 16V 807 16V (DOHC)	EW12J4(3FZ) EW12J4(3FZ) EW12J4(3FY) EW12J4(3FZ) EW12J4(3FY) EW12J4(3FY) EW12J4(3FY) EW12J4(3FY) EW12J4(3FZ) EW12J4(3FZ)		2000 2000 9 5 10 9 9 9 2000 2000			GASOLINA GASOLINA GASOLINA GASOLINA GASOLINA GASOLINA GASOLINA GASOLINA GASOLINA GASOLINA	2230 2230 2230 2230 2230 2230 2230 2230 2230 2230	158 158 163 157 163 163 163 163 158 158
504 D 505 TD	XD2 XD2S		1976 1981		1993	DIESEL DIESEL	2304 2304	70 73
505 D 604 TD J7 D J9 D	XD2 XD2S XD2P94 XD2x94	5	1979 1978 1977 1980	9	1984 1983	DIESEL DIESEL DIESEL DIESEL	2304 2304 2304 2304	69 73 70 70
504 505 J9	XD3 XD3 XD3P		1987 1982 1986		1993 1994	DIESEL DIESEL DIESEL	2498 2498 2498	76 76 76
BOXER	8140.63		2000		2002	DIESEL	2799	87




				IMAGEM DA JUNTA DO CABEÇOTE
	CÓDIGO MAHLE	CÓDIGO METAL LEVE		
86,00 86,00	JC0440040/4 JS0440740/4*	J&RC-9467/4 J&RS-9478/4*	PF0440012*	
86,00 86,00	JAV0440800/4* JUNTA TAMPA VÁLVULA JC0440800/4* JM0440800/4* JS0440800/4*	JAV9484/4* JUNTA TAMPA VÁLVULA J&RC-9484/4* J&RM-9484/4* J&RS-9484/4*	PF0440047*	
86,00	JAV0440800/4* JUNTA TAMPA VÁLVULA JC0440800/4* JM0440800/4* JS0440800/4*	JAV9484/4* JUNTA TAMPA VÁLVULA J&RC-9484/4* J&RM-9484/4* J&RS-9484/4*	PF0440047*	
86,00 86,00	JC0440040/4	J&RC-9467/4	PF0440047*	
86,00 86,00	JC0440040/4	J&RC-9467/4	PF0440047*	
86,00 86,00 86,00	JC0440040/4 JM0440840/4* JS0440840/4	J&RC-9467/4 J&RM-9490/4* J&RS-9490/4	PF0440047*	
86,00 86,00 86,00	JC0440040/4 JM0440730/4*	J&RC-9467/4 J&RM-9499/4*	PF0440012*	
86,00 86,00 86,00	JC0440040/4	J&RC-9467/4	PF0440012*	
86,00	JC0440040/4	J&RC-9467/4	PF0440047*	
86,00 86,00 86,00 86,00	JC0440040/4 JM0440865/4* JS0440865/4*	J&RC-9467/4 J&RM-9391/4* J&RS-9391/4*	PF0440047*	
86,00	JM0440880/4 JS0440880/4	J&RM-9507/4* J&RS-9507/4	PF0440047*	
85,00	JM0440360/4* S/ JUNTA CABEÇOTE JS0440360/4* S/ JUNTA CABEÇOTE	J&RM-9453/4* S/ JUNTA CABEÇOTE J&RS-9453/4* S/ JUNTA CABEÇOTE		
85,00	JM0440710/4* S/ JUNTA CABEÇOTE JS0440710/4* S/ JUNTA CABEÇOTE	J&RM-9464/4* S/ JUNTA CABEÇOTE J&RS-9464/4* S/ JUNTA CABEÇOTE		
86,00 86,00 86,00 86,00 86,00 86,00 86,00	JAV0660000/4 JUNTA TAMPA VÁLVULA (ADMISSÃO) JAV0660000/4 JUNTA TAMPA VÁLVULA (ESCAPE)	JAV9359/4 JUNTA TAMPA VÁLVULA (ADMISSÃO) JAV9359/4 JUNTA TAMPA VÁLVULA (ESCAPE)		
94,00 94,00	JM44100/4 C/ RET. JC44100/4	J&RMR-2203/4 C/ RET. J&RC-2203/4		
94,00 94,00 94,00	JM44100/4 C/ RET. JC44100/4	J&RMR-2203/4 C/ RET. J&RC-2203/4		
94,00 94,00 94,00	JM44100/4 C/ RET. JC44100/4	J&RMR-2203/4 C/ RET. J&RC-2203/4		
94,40	JA0010090/4 JUNTADO COLETOR ESCAPE JAA0010050/4 JUNTA ADMISSÃO JC0010050/4 1,60 JC0010050/4 1,70 JC0010050/4 1,80 JS0010050/4* S/ JUNTA CABEÇOTE	JA9360/4 JUNTADO COLETOR ESCAPE JAA9183/4 JUNTA ADMISSÃO J&RC-9183/4 1,60 J&RC-9183/4 1,70 J&RC-9183/4 1,80 J&RS-9183/4* S/ JUNTA CABEÇOTE	PF0660092*	



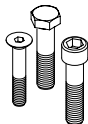

Descrição do Produto / Radical MAHLE / Radical Metal Leve: Junta do Coletor de Escape / JA / JA ;
 Junta do Coletor de Admissão / JAA / JAA; Junta do Coletor de Admissão e Escape / JAAE / JAAE;
 Junta do Carter / JAC / JAC; Junta da Tampa de Válvulas / JAV / JAV; Junta da Válvula Termostática / JAVT / JAVT;
 Junta do Cabeçote / JC / J&RC; Jogo de Juntas Inferior do Motor / JI / J&RI; Jogo de Juntas do Motor / JM / J&RM;
 Jogo de Juntas Superior do Motor / JS / J&RS; Jogo de Parafusos do Cabeçote / PF / PF;
 * Itens sob Consulta

		MÊS ANO					C.C.	POTÊNCIA (CV)
		→		←				
BOXER HDI BOXER TDI	8140.43S 8140.43	10 10	2000 2000	11 11	2001 2001	DIESEL DIESEL	2799 2799	126 122
406 V6 24V 605 V6 24V (DOHC)	ES9J4 ES9J4		1997 1997			GASOLINA GASOLINA	2946 2946	194 194
605 V6 12V 605 V6 12V 605 V6 12V	DFZ SFZ ZPJ	8 8 8	1989 1989 1989	6 6 6	1994 1994 1994	GASOLINA GASOLINA GASOLINA	2975 2975 2975	167 167 167
605 V6 24V 605 V6 24V (DOHC)	ZPJ4 ZPJ4	8 8	1989 1989	6 6	1994 1994	GASOLINA GASOLINA	2975 2975	200 200




				IMAGEM DA JUNTA DO CABEÇOTE
	CÓDIGO MAHLE	CÓDIGO METAL LEVE		
94,40 94,40	JA0010090/4 JUNTADO COLETOR ESCAPE JAA0010050/4 JUNTA ADMISSÃO JC0440020/4* 1,20 JC0440020/4* 1,30 JC0440020/4* 1,40 JC0440020/4* 1,50 JM0440020/4 S/ JUNTA CABEÇOTE JS0440020/4 S/ JUNTA CABEÇOTE	JA9360/4 JUNTADO COLETOR ESCAPE JAA9183/4 JUNTA ADMISSÃO J&RC-9358/4* 1,20 J&RC-9358/4* 1,30 J&RC-9358/4* 1,40 J&RC-9358/4* 1,50 J&RM-9358/4 S/ JUNTA CABEÇOTE J&RS-9358/4 S/ JUNTA CABEÇOTE	PF0660092*	
87,00 87,00	JS0440920/4	J&RS-9511/4		
93,00 93,00 93,00	JC0100530/6* JM0100530/6*	J&RC-9436/6* J&RM-9436/6*		
93,00 93,00	JC0100530/6* JM0100540/6*	J&RC-9436/6* J&RM-9439/6*		



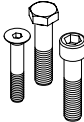





Descrição do Produto / Radical MAHLE / Radical Metal Leve: Junta do Coletor de Escape / JA / JA ;
 Junta do Coletor de Admissão / JAA / JAA; Junta do Coletor de Admissão e Escape / JAAE / JAAE;
 Junta do Câster / JAC / JAC; Junta da Tampa de Válvulas / JAV / JAV; Junta da Válvula Termostática / JAVT / JAVT;
 Junta do Cabeçote / JC / J&RC; Jogo de Juntas Inferior do Motor / JI / J&RI; Jogo de Juntas do Motor / JM / J&RM;
 Jogo de Juntas Superior do Motor / JS / J&RS; Jogo de Parafusos do Cabeçote / PF / PF;
 * Itens sob Consulta

		MÊS ANO			c.c.	POTÊNCIA (CV)		
		→	←					
PORTER GOLIATH	CB42	7	1994	7	2002	GASOLINA	993	48




				IMAGEM DA JUNTA DO CABEÇOTE
	CÓDIGO MAHLE	CÓDIGO METAL LEVE		
76,00	JC2020400/3*	J&RC-9448/3*	PF0440013*	



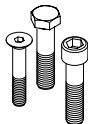






Descrição do Produto / Radical MAHLE / Radical Metal Leve: Junta do Coletor de Escape / JA / JA ;
 Junta do Coletor de Admissão / JAA / JAA; Junta do Coletor de Admissão e Escape / JAAE / JAAE;
 Junta do Câster / JAC / JAC; Junta da Tampa de Válvulas / JAV / JAV; Junta da Válvula Termostática / JAVT / JAVT;
 Junta do Cabeçote / JC / J&RC; Jogo de Juntas Inferior do Motor / JI / J&RI; Jogo de Juntas do Motor / JM / J&RM;
 Jogo de Juntas Superior do Motor / JS / J&RS; Jogo de Parafusos do Cabeçote / PF / PF;
 * Itens sob Consulta

		MÊS ANO			c.c.	POTÊNCIA (CV)
		→	←			
TIARA (SOHC)	TU1	1996		GASOLINA	1124	60
SAGA (SOHC)	G15B	1985		GASOLINA	1468	75
PERSONA 16V WIRA 16V (SOHC)	4G92 4G92	1992 1992		GASOLINA GASOLINA	1597 1597	111 111
WIRA 16V (DOHC)	4G93K	1994		GASOLINA	1834	140
PERSONA 16V SATRIA 16V (SOHC)	4G93 4G93	1996 1996		GASOLINA GASOLINA	1834 1834	133 133
PERDANA 16V (SOHC)	4G63K	1993		GASOLINA	1997	133




				IMAGEM DA JUNTA DO CABEÇOTE
	CÓDIGO MAHLE	CÓDIGO METAL LEVE		
72,00	JAV0440760/4 JUNTA TAMPA VÁLVULA JC0440910/4* JM0440910/4 JS0440910/4	JAV9477/4 JUNTA TAMPA VÁLVULA J&RC-9510/4* J&RM-9510/4 J&RS-9510/4		
75,50	JM0100590/4*	J&RM-9446/4*		
81,00 81,00	JC0100650/4* JM0100650/4* JS0100650/4*	J&RC-9461/4* J&RM-9461/4* J&RS-9461/4*	PF1950060*	
81,00			PF1950060*	
81,00 81,00	JC0100650/4* JM0100650/4* JS0100650/4*	J&RC-9461/4* J&RM-9461/4* J&RS-9461/4*	PF1950060*	
85,00	JS0100660/4*	J&RS-9462/4*	PF1950087*	



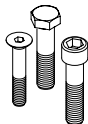






Descrição do Produto / Radical MAHLE / Radical Metal Leve: Junta do Coletor de Escape / JA / JA ;
 Junta do Coletor de Admissão / JAA / JAA; Junta do Coletor de Admissão e Escape / JAAE / JAAE;
 Junta do Câster / JAC / JAC; Junta da Tampa de Válvulas / JAV / JAV; Junta da Válvula Termostática / JAVT / JAVT;
 Junta do Cabeçote / JC / J&RC; Jogo de Juntas Inferior do Motor / JI / J&RI; Jogo de Juntas do Motor / JM / J&RM;
 Jogo de Juntas Superior do Motor / JS / J&RS; Jogo de Parafusos do Cabeçote / PF / PF;
 * Itens sob Consulta

		MÊS ANO			C.C.	POTÊNCIA (CV)		
		→	←					
R4 R4 F4	813 813		1972 1972		1975 1975	GASOLINA GASOLINA	852 852	
R4	813		1976		1976	GASOLINA	852	27
CARAVELLE R8	688 688.01		1963 1962		1965 1972	GASOLINA GASOLINA	956 956	
R5 R6	689 688		1972		1975 1970	GASOLINA GASOLINA	956 956	44 45
R5	689		1976		1985	GASOLINA	956	44
EXPRESS SUPERCINCO	C1C-706 C1C-700	9	1985 1985	8	1991 1990	GASOLINA GASOLINA	956 956	42 41
CLIO II CLIO II CLIO II KANGOO KANGOO TWINGO	D7D-700 D7D-704 D7D-760 D7D-700 D7D-760 D7D-740		1999 1999 1999 1999 1999 1999		2004 2004 2004 2004 2004 2007	GASOLINA GASOLINA GASOLINA GASOLINA GASOLINA GASOLINA	999 999 999 999 999 999	59 59 59 59 59 59
CLIO II 16V KANGOO 16V (DOHC)	D4D-700 D4D-712		2000 2003		2004 2007	GASOLINA GASOLINA	999 999	70 68
R10 R8	689 689		1964 1964		1972 1972	GASOLINA GASOLINA	1108 1108	
R4 F6 R6 R7 RODEO	688 688 688 688		1972 1972 1972 1972		1975 1975 1975 1975	GASOLINA GASOLINA GASOLINA GASOLINA	1108 1108 1108 1108	
R4 R4 F6 R5 R5 R6	688 688.11 688 688.13 688.10		1976 1976 1976 1976 1976		1985 1985 1980	GASOLINA GASOLINA GASOLINA GASOLINA GASOLINA	1108 1108 1108 1108 1108	
R11 R9	C1E-688 C1E-688		1981 1981		1989 1989	GASOLINA GASOLINA	1108 1108	49 49
CLIO EXPRESS EXPRESS SUPERCINCO SUPERCINCO SUPERCINCO	C1E-700 C1E-762 C1E-764 C1E-750 C1E-752 C1E-756	4 9 10	1992 1993 1992 1989 1985 1985	8 4 12	1992 1995 1993 1990 1993 1993	GASOLINA GASOLINA GASOLINA GASOLINA GASOLINA GASOLINA	1108 1108 1108 1108 1108 1108	49 45 45 48 45 45
CLIO TWINGO TWINGO	D7F-A730 D7F-700 D7F-701		1995 1996 1996		1998 1998 1998	GASOLINA GASOLINA GASOLINA	1149 1149 1149	60 55 55
CLIO II KANGOO KANGOO TWINGO	D7F-720 D7F-710 D7F-730 D7F-720		1998 1998 1998 1996		2001 2001 2001 1998	GASOLINA GASOLINA GASOLINA GASOLINA	1149 1149 1149 1149	60 60 60 60
CLIO II 16V KANGOO 16V KANGOO 16V (DOHC)	D4D-700 D4D-700 D4D-712			12 12 12	2000 2000 2000	GASOLINA GASOLINA GASOLINA	1149 1149 1149	75 75 75
CLIO CLIO II CLIO II CLIO II CLIO II CLIO II KANGOO KANGOO TWINGO	D7F-730 D7D-720 D7D-722 D7D-726 D7D-744 D7D-760 D7D-700 D7D-760 D7D-740	1 3 3	1996 1999 1999 1999 1999 1999 1999 1999 1999	9 5 5 12 12 12 12 12 12	1998 2001 2001 2000 2000 2000 2000 2000 2000	GASOLINA GASOLINA GASOLINA GASOLINA GASOLINA GASOLINA GASOLINA GASOLINA GASOLINA	1149 1149 1149 1149 1149 1149 1149 1149 1149	54 60 60 60 60 60 60 60 60




				IMAGEM DA JUNTA DO CABEÇOTE
	CÓDIGO MAHLE	CÓDIGO METAL LEVE		
61,40 61,40			PF0180039*	
61,40			PF0180039*	
65,00 65,00			PF0180039*	
65,00 69,00			PF0180039*	
65,00			PF0180039*	
65,00 65,00			PF0180039*	
69,00 69,00 69,00 69,00 69,00 69,00	JAV0180210/4* JUNTA TAMPA VÁLVULA JC0180210/4 JM0180210/4 JM18210/4 C/RET. JS0180210/4*	JAV9326/4* JUNTA TAMPA VÁLVULA J&RC-9326/4 J&RM-9326/4 J&RMR-9326/4 C/RET. J&RS-9326/4*	PF0180037*	
69,00 69,00	JAA0180693/4* JUNTA ADMISSÃO JAV0180693/4* JUNTA TAMPA VÁLVULA JC18695/4 JM18695/4 C/RET. JM0180695/4 JS0180695/4	JAA9268/4* JUNTA ADMISSÃO JAV9268/4* JUNTA TAMPA VÁLVULA J&RC-9127/4 J&RMR-9127/4 C/RET. J&RMR-9127/4 J&RS-9127/4	PF0180037*	
70,00 70,00			PF0180039*	
70,00 70,00 70,00 70,00			PF0180039*	
70,00 70,00 70,00 70,00 70,00			PF0180039*	
70,00 70,00			PF0180039*	
70,00 70,00 70,00 70,00 70,00			PF0180039*	
69,00 69,00 69,00	JC0180210/4 JM0181080/4* JS0181080/4*	J&RC-9326/4 J&RM-9619/4* J&RS-9619/4*	PF0180037*	
69,00 69,00 69,00 69,00	JC0180210/4 JM0180210/4 JM18210/4 C/RET. JS0181130/4*	J&RC-9326/4 J&RM-9326/4 J&RMR-9326/4 C/RET. J&RS-9621/4*	PF0180037*	
69,00 69,00 69,00	JAA0180693/4* JUNTA ADMISSÃO JAV0180693/4* JUNTA TAMPA VÁLVULA JS0180695/4	JAA9268/4* JUNTA ADMISSÃO JAV9268/4* JUNTA TAMPA VÁLVULA J&RS-9127/4	PF0180041*	
69,00 69,00 69,00 69,00 69,00 69,00 69,00 69,00	JAV0180210/4* JUNTA TAMPA VÁLVULA JC0180210/4 JM0180210/4 JM18210/4 C/RET. JS0180210/4*	JAV9326/4* JUNTA TAMPA VÁLVULA J&RC-9326/4 J&RM-9326/4 J&RMR-9326/4 C/RET. J&RS-9326/4*	PF0180037*	



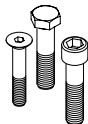





Descrição do Produto / Radical MAHLE / Radical Metal Leve: Junta do Coletor de Escape / JA / JA ;
 Junta do Coletor de Admissão / JAA / JAA; Junta do Coletor de Admissão e Escape / JAAE / JAAE;
 Junta do Câter / JAC / JAC; Junta da Tampa de Válvulas / JAV / JAV; Junta da Válvula Termostática / JAVT / JAVT;
 Junta do Cabeçote / JC / J&RC; Jogo de Juntas Inferior do Motor / JI / J&RI; Jogo de Juntas do Motor / JM / J&RM;
 Jogo de Juntas Superior do Motor / JS / J&RS; Jogo de Parafusos do Cabeçote / PF / PF;
 * Itens sob Consulta

		MÊS ANO			C.C.	POTÊNCIA (CV)	
		→	←				
CLIO II	D7D-720,D7D-722	1	2001		GASOLINA	1149	60
CLIO II	D7D-726,D7D-744	1	2001		GASOLINA	1149	60
CLIO II	D7D-746,D7D-764	1	2001		GASOLINA	1149	60
CLIO II	D7D-760	1	2001		GASOLINA	1149	60
KANGOO	D7D-700,D7D-760	1	2001		GASOLINA	1149	60
KANGOO	D7F-720	3	1998	2001	GASOLINA	1149	58
KANGOO	D7F-722	3	1998	2001	GASOLINA	1149	58
KANGOO	D7F-726	3	1998	2008	GASOLINA	1149	58
KANGOO	D7F-744	3	1998	2004	GASOLINA	1149	58
KANGOO	D7F-746	3	1998	2003	GASOLINA	1149	58
TWINGO	D7D-740	1	2001		GASOLINA	1149	60
TWINGO	D7F-700		1999	2007	GASOLINA	1149	60
TWINGO	D7F-701		1999	2007	GASOLINA	1149	60
TWINGO	D7F-702	5	1996	2001	GASOLINA	1149	58
TWINGO	D7F-703	5	1996	2007	GASOLINA	1149	58
TWINGO	D7F-704		1999	2007	GASOLINA	1149	60
TWINGO	D7F-706		1999	2007	GASOLINA	1149	60
TWINGO	D7F-708		1998	2007	GASOLINA	1149	58
TWINGO II	D7F-800	3	2007		GASOLINA	1149	60
CLIO II 16V	D4D-700	1	2001		GASOLINA	1149	75
CLIO II 16V	D4F-706		2001	2005	GASOLINA	1149	75
CLIO II 16V	D4F-712		2000	2006	GASOLINA	1149	75
KANGOO 16V	D4D-700	1	2001		GASOLINA	1149	75
KANGOO 16V	D4D-720		2001		GASOLINA	1149	75
KANGOO 16V	D4F-712	1	2001	2006	GASOLINA	1149	75
TWINGO 16V	D4D-712		2001		GASOLINA	1149	75
TWINGO 16V (DOHC)	D4F-702		2001	2007	GASOLINA	1149	75
CLIO III 16V	D4F-740		2005	2011	GASOLINA	1149	65
CLIO III 16V	D4F-742		2008		GASOLINA	1149	79
GRAND MODUS 16V	D4F-740	10	2004	2007	GASOLINA	1149	75
KANGOO 16V	D4F-730		2003	2008	GASOLINA	1149	75
MODUS 16V	D4F-740	12	2004	2007	GASOLINA	1149	75
SYMBOL THALIA 16V	D4F-728	8	2004	2007	GASOLINA	1149	75
TWINGO 16V	D4F-708		2004	2007	GASOLINA	1149	75
TWINGO 16V (DOHC)	D4F-722	3	2007		GASOLINA	1149	75
CLIO III 16V	D4F-784	1	2007		GASOLINA	1149	101
CLIO III 16V	D4F-786		2010		GASOLINA	1149	75
GRAND MODUS 16V	D4F-784	1	2007	2009	GASOLINA	1149	100
MODUS 16V	D4F-784	5	2007		GASOLINA	1149	101
TWINGO II 16V (DOHC)	D4F-780	1	2007		GASOLINA	1149	100
CLIO	E5F-716(ENERGY)		1990	1993	GASOLINA	1171	60
CLIO	E7F-700(ENERGY)		1990	1998	GASOLINA	1171	55/60
CLIO	E7F-704(ENERGY)		1990	1998	GASOLINA	1171	55/60
CLIO	E7F-706(ENERGY)		1990	1998	GASOLINA	1171	55/60
CLIO I	E5F-710(ENERGY)	5	1990	3 1996	GASOLINA	1171	60
CLIO	E7F-708(ENERGY)	5	1990	9 1998	GASOLINA	1171	58
CLIO	E7F-750(ENERGY)		1990		GASOLINA	1171	55/60
R19	E7F-730(ENERGY)	5	1995	9 1994	GASOLINA	1171	60
EXPRESS	C1G-726	9	1991	8 1993	GASOLINA	1237	54
R19	C1G-F730	9	1988	1995	GASOLINA	1237	56
SUPERCINCO	C1G-702		1985	1993	GASOLINA	1237	55
SUPERCINCO	C1G-720		1985	1993	GASOLINA	1237	55
SUPERCINCO	C1G-722		1985	1993	GASOLINA	1237	55
R11	C1G-700		1986	1989	GASOLINA	1237	56
R9	C1G-700		1986	1990	GASOLINA	1237	56
CLIO	C3G-720	6	1994	2 1998	GASOLINA	1239	54
EXPRESS	C3G-710		1992		GASOLINA	1239	55
EXPRESS	C3G-712		1992		GASOLINA	1239	55
TWINGO	C3G-700		1992	1998	GASOLINA	1239	55
TWINGO	C3G-702		1992	1998	GASOLINA	1239	55
ESTAFETTE	810.01		1969	1975	GASOLINA	1289	54
R10	810.03		1970	1972	GASOLINA	1289	54
R12	810.02		1969	1975	GASOLINA	1289	54
R12 TS	810.05		1973	1975	GASOLINA	1289	54
R15	810.05		1972	1975	GASOLINA	1289	54
R5	810		1974	1984	GASOLINA	1289	63
RODEO	810.19		1980	1981	GASOLINA	1289	63
ESTAFETTE	810.01		1976	1980	GASOLINA	1289	54
R12	810.02		1976	1980	GASOLINA	1289	54
R12	810.05		1976	1980	GASOLINA	1289	54
R15	810.05		1976	1980	GASOLINA	1289	54
EXPRESS	C3J-762		1992	1997	GASOLINA	1390	58
SUPERCINCO	C3J-760		1987	1994	GASOLINA	1390	60




				IMAGEM DA JUNTA DO CABEÇOTE
	CÓDIGO MAHLE	CÓDIGO METAL LEVE		
69,00 69,00 69,00 69,00 69,00 69,00 69,00 69,00 69,00 69,00 69,00 69,00 69,00 69,00 69,00 69,00	JAV0180210/4* JUNTA TAMPA VÁLVULA JC0180210/4 JS0180210/4*	JAV9326/4* JUNTA TAMPA VÁLVULA J&RC-9326/4 J&RS-9326/4*	PF0180037*	
69,00 69,00 69,00 69,00 69,00 69,00 69,00 69,00 69,00 69,00 69,00	JAA0180693/4* JUNTA ADMISSÃO JAV0180693/4* JUNTA TAMPA VÁLVULA JC18695/4 JM18695/4 C/RET. JM0180695/4 JS0180695/4	JAA9268/4* JUNTA ADMISSÃO JAV9268/4* JUNTA TAMPA VÁLVULA J&RC-9127/4 J&RMR-9127/4 C/RET. J&RMR-9127/4 J&RS-9127/4	PF0180041*	
69,00 69,00 69,00 69,00 69,00 69,00 69,00 69,00	JAA0180693/4* JUNTA ADMISSÃO	JAA9268/4* JUNTA ADMISSÃO	PF0180041*	
69,00 69,00 69,00 69,00 69,00			PF0180041*	
75,80 75,80 75,80 75,80 75,80			PF0180038*	
75,80 75,80 75,80			PF0180038*	
71,50 71,50 71,50	JC0180340/4*	J&RC-9369/4*	PF0180039*	
71,50 71,50	JC0180340/4*	J&RC-9369/4*	PF0180039*	
74,00 74,00 74,00 74,00 74,00	JAV0180370/4* JUNTA TAMPA VÁLVULA JC0181040/4*	JAV9370/4* JUNTA TAMPA VÁLVULA J&RC-9616/4*	PF0180039*	
73,00 73,00 73,00 73,00 73,00			PF0180039*	
73,00 73,00			PF0180039*	
73,00 73,00 73,00 73,00			PF0180039*	
75,80 75,80	JC0180340/4* JS0180340/4*	J&RC-9369/4* J&RS-9369/4*	PF0180039*	



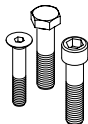








Descrição do Produto / Radical MAHLE / Radical Metal Leve: Junta do Coletor de Escape / JA / JA ;
 Junta do Coletor de Admissão / JAA / JAA; Junta do Coletor de Admissão e Escape / JAAE / JAAE;
 Junta do Carter / JAC / JAC; Junta da Tampa de Válvulas / JAV / JAV; Junta da Válvula Termostática / JAVT / JAVT;
 Junta do Cabeçote / JC / J&RC; Jogo de Juntas Inferior do Motor / JI / J&RI; Jogo de Juntas do Motor / JM / J&RM;
 Jogo de Juntas Superior do Motor / JS / J&RS; Jogo de Parafusos do Cabeçote / PF / PF;
 * Itens sob Consulta

		MÊS ANO			C.C.	POTÊNCIA (CV)		
		→	←					
CLIO	E6J-712(ENERGY)		1990		1995	GASOLINA	1390	80
CLIO	E6J-718(ENERGY)		1990		1995	GASOLINA	1390	80
CLIO	E7J-742(ENERGY)		1990		1995	GASOLINA	1390	80
CLIO	E7J-745(ENERGY)		1990		1995	GASOLINA	1390	80
EXPRESS	E6J-734(ENERGY)	9	1991	8	1993	GASOLINA	1390	60
EXPRESS	E6J-738(ENERGY)	9	1991	8	1993	GASOLINA	1390	60
EXPRESS	E7J-720(ENERGY)	9	1991	8	1993	GASOLINA	1390	80
EXPRESS	E7J-724(ENERGY)	9	1991	8	1993	GASOLINA	1390	80
EXPRESS	E7J-726(ENERGY)		1990		1995	GASOLINA	1390	80
R19	E6J-700(ENERGY)	7	1988	8	1990	GASOLINA	1390	80
R19	E6J-701(ENERGY)	7	1988	8	1990	GASOLINA	1390	80
CLIO	E7J-742(ENERGY)		1990		1995	GASOLINA	1390	80
CLIO	E7J-745(ENERGY)		1990		1995	GASOLINA	1390	80
EXPRESS	E7J-720		1990		1995	GASOLINA	1390	80
R19	E7J-740(ENERGY)		1991		1995	GASOLINA	1390	77
CLIO	E6J-713		1990		1995	GASOLINA	1390	75
CLIO	E6J-760		1991		1997	GASOLINA	1390	75
CLIO	E7J-601		1991		1997	GASOLINA	1390	79
CLIO	E7J-716		1991		1997	GASOLINA	1390	79
CLIO	E7J-718	1	1991	9	1998	GASOLINA	1390	79
CLIO	E7J-719	1	1991	9	1998	GASOLINA	1390	79
CLIO	E7J-754	3	1994			GASOLINA	1390	79
CLIO I	E7J-710	1	1991	9	1998	GASOLINA	1390	80
CLIO I	E7J-711	1	1991	9	1998	GASOLINA	1390	80
EXPRESS	E7J-728	1	1994	5	1998	GASOLINA	1390	79
EXPRESS	E7J-733	9	1991	9	1995	GASOLINA	1390	75
KANGOO	E7J-634(ENERGY)		1997		2001	GASOLINA	1390	75
KANGOO	E7J-635(ENERGY)		1998		2001	GASOLINA	1390	75
MEGANE	E7J-624(ENERGY)		1997		1999	GASOLINA	1390	69
MEGANE	E7J-764(ENERGY)	11	1995	2	1997	GASOLINA	1390	75
SCENIC	E7J-764(ENERGY)		1996		1999	GASOLINA	1390	75
CLIO	E7J-754(ENERGY)		1996			GASOLINA	1390	75
CLIO	E7J-756(ENERGY)		1996			GASOLINA	1390	75
EXPRESS	E7J-770(ENERGY)		1996		1998	GASOLINA	1390	75
EXPRESS	E7J-771(ENERGY)		1996		1998	GASOLINA	1390	75
CLIO	E7J-780(ENERGY)		1996			GASOLINA	1390	75
CLIO II	E7J-780(ENERGY)		1998		2001	GASOLINA	1390	75
KANGOO	E7J-780(ENERGY)		1998		2001	GASOLINA	1390	75
CLIO II	E7J-634(ENERGY)		1998		2001	GASOLINA	1390	75
CLIO II	E7J-635(ENERGY)		1998		2001	GASOLINA	1390	75
MEGANE	E7J-626(ENERGY)		1997		1999	GASOLINA	1390	69
CLIO	E7J-757(ENERGY)	1	1991			GASOLINA	1390	75
MEGANE	E7J-764(ENERGY)	3	1997		1999	GASOLINA	1390	75
CLIO II 16V	K4J-710	4	2001	5	2009	GASOLINA	1390	98
CLIO II 16V	K4J-711	4	2001	5	2009	GASOLINA	1390	98
CLIO II 16V	K4J-712	3	1999	5	2009	GASOLINA	1390	98
CLIO II 16V	K4J-713	3	1999	5	2009	GASOLINA	1390	98
MEGANE 16V	K4J-714		1999		2003	GASOLINA	1390	95
MEGANE 16V	K4J-750		1999		2003	GASOLINA	1390	95
MEGANE CABRIOLET 16V	K4J-714		1999		2003	GASOLINA	1390	95
MEGANE CABRIOLET 16V	K4J-750		1999		2003	GASOLINA	1390	95
MEGANE COUPE 16V	K4J-714		1999		2003	GASOLINA	1390	95
MEGANE COUPE 16V	K4J-750		1999		2003	GASOLINA	1390	95
MEGANE II 16V	K4J-730		2003		2006	GASOLINA	1390	98
MEGANE II 16V	K4J-732	9	2003		2006	GASOLINA	1390	95
MODUS 16V	K4J-770		2004		2007	GASOLINA	1390	95
SCENIC 16V	K4J-714		1999		2003	GASOLINA	1390	95
SCENIC 16V	K4J-730		1999		2003	GASOLINA	1390	98
SCENIC 16V (DOHC)	K4J-750		1999		2003	GASOLINA	1390	95
CLIO II	K7J-700		2000		2005	GASOLINA	1390	75
KANGOO	K7J-700		1999		2005	GASOLINA	1390	75
KANGOO	K7J-701		1999		2005	GASOLINA	1390	75
CLIO III 16V	K4J-780	6	2005		2008	GASOLINA	1390	98
MEGANE II 16V	K4J-740		2003		2009	GASOLINA	1390	98
MODUS 16V	K4J-780		2004			GASOLINA	1390	98
SCENIC II 16V (DOHC)	K4J-740		1999		2009	GASOLINA	1390	98
SYMBOL THALIA	K7J-700	8	2008			GASOLINA	1390	75
SYMBOL THALIA 16V	K4J-712	8	2008			GASOLINA	1390	98
SYMBOL THALIA 16V (DOHC)	K4J-713	8	2008			GASOLINA	1390	98
SYMBOL THALIA 16V (DOHC) (No: 030930>)	K4J-712	8	2008			GASOLINA	1390	98

				IMAGEM DA JUNTA DO CABEÇOTE
	CÓDIGO MAHLE	CÓDIGO METAL LEVE		
75,80 75,80 75,80 75,80 75,80 75,80 75,80 75,80 75,80 75,80 75,80			PF0180038*	
75,80 75,80 75,80 75,80			PF0180038*	
75,80 75,80 75,80 75,80 75,80 75,80 75,80 75,80 75,80 75,80 75,80			PF0180038*	
75,80 75,80 75,80 75,80			PF0180038*	
75,80 75,80 75,80 75,80			PF0180038*	
75,80 75,80 75,80			PF0180038*	
75,80 75,80 75,80			PF0180038*	
75,80 75,80 75,80			PF0180038*	
75,80 75,80			PF0180038*	
79,50 79,50 79,50 79,50 79,50 79,50 79,50 79,50 79,50 79,50 79,50 79,50 79,50 79,50 79,50 79,50	JM0590100/4 JS0180100/4 JC18100/4 JM18100/4 C/RET.	J&RMR-9226/4 C/RET. J&RS-9226/4 J&RC-9226/4 J&RMR-9226/4 C/RET.	PF0180034*	
79,50 79,50 79,50	JAC0180400/4* JUNTA TAMPA DO CÂRTER	JAC9327/4* JUNTA TAMPA DO CÂRTER	PF0180038*	
79,50 79,50 79,50 79,50	JS0180100/4	J&RS-9226/4	PF0180034*	
79,50	JAC0180400/4* JUNTA TAMPA DO CÂRTER JS0180400/4	JAC9327/4* JUNTA TAMPA DO CÂRTER J&RS-9327/4	PF0180038*	
79,50 79,50	JS0180100/4	J&RS-9226/4	PF0180034*	
79,50	JAC0180400/4* JUNTA TAMPA DO CÂRTER JS0180100/4	JAC9327/4* JUNTA TAMPA DO CÂRTER J&RS-9226/4	PF0180034*	

Descrição do Produto / Radical MAHLE / Radical Metal Leve: Junta do Coletor de Escape / JA / JA ;
 Junta do Coletor de Admissão / JAA / JAA; Junta do Coletor de Admissão e Escape / JAAE / JAAE;
 Junta do Câster / JAC / JAC; Junta da Tampa de Válvulas / JAV / JAV; Junta da Válvula Termostática / JAVT / JAVT;
 Junta do Cabeçote / JC / J&RC; Jogo de Juntas Inferior do Motor / JI / J&RI; Jogo de Juntas do Motor / JM / J&RM;
 Jogo de Juntas Superior do Motor / JS / J&RS; Jogo de Parafusos do Cabeçote / PF / PF;
 * Itens sob Consulta

		MÊS ANO			C.C.	POTÊNCIA (CV)
		→	←			
R12 TS R5 TX	847 847	1976 1979	1980 1984	GASOLINA GASOLINA	1397 1397	68 63
FUEGO LE CAR R18 TRAFIC	847.20 847 847 847.81	1980 1980 1982 1981	1985 1983 1991	GASOLINA GASOLINA GASOLINA GASOLINA	1397 1397 1397 1397	48
R11 R11 R19 R19 R21 R9 R9 SUPERCINCO SUPERCINCO	C1J C2J C1J C2J C2J C1J C2J C1J C2J	1983 1983 1988 1988 1989 1981 1981 1985 1985	1989 1989 1993 1993 1993 1989 1989 1993 1993	GASOLINA GASOLINA GASOLINA GASOLINA GASOLINA GASOLINA GASOLINA GASOLINA GASOLINA	1397 1397 1397 1397 1397 1397 1397 1397 1397	60 67 58 58 67 60 67 61 71
ALIANCE ENCORE EXPRESS R19 SUPERCINCO	C3J C3J C3J-847 C3J-710 C3J-700	1985 1985 1985 1992 1985	1995 1986	GASOLINA GASOLINA GASOLINA GASOLINA GASOLINA	1397 1397 1397 1397 1397	58 58 58 58 60
MODUS DCI MODUS DCI	K9K-750 K9K-752		2004 2004	DIESEL DIESEL	1461 1461	78 65
CLIO CAMPUS DCI GRAND MODUS DCI SYMBOL THALIA DCI (No: 030922>)	K9K-704 K9K-752 K9K-700	2007 2008		DIESEL DIESEL DIESEL	1461 1461 1461	68 70 65
EXPRESS R11 R9 SUPERCINCO	F8M F8M F8M F8M	1985 1983 1983 1986	1987 1988 1988 1988	DIESEL DIESEL DIESEL DIESEL	1595 1595 1595 1595	55 55 55 55
EXPRESS R11 R9 SUPERCINCO	F8M F8MA700 F8MA700 F8M	1987 1988 1988 1988	1996 1989 1989 1996	DIESEL DIESEL DIESEL DIESEL	1595 1595 1595 1595	55 55 55 55
CLIO (Brasil) EXPRESS (Brasil) R19 (Brasil)	C3L C3L C3L	1996 1996 1996	1998 1998 1998	GASOLINA GASOLINA GASOLINA	1597 1597 1597	74 74 74
MEGANE MEGANE MEGANE SCENIC SCENIC SCENIC	K7M-702 K7M-703 K7M-720 K7M-702 K7M-703 K7M-720	1995 1995 1995 1995 1995 1995	1997 1997 1997 1997 1997 1997	GASOLINA GASOLINA GASOLINA GASOLINA GASOLINA GASOLINA	1598 1598 1598 1598 1598 1598	75/90 75/90 75/90 75/90 75/90 75/90
CLIO II KANGOO MEGANE MEGANE MEGANE MEGANE CABRIOLET MEGANE CABRIOLET MEGANE COUPE MEGANE COUPE SCENIC SCENIC SCENIC	K7M-744 K7M-746 K7M-703 K7M-704 K7M-790 K7M-702 K7M-703 K7M-702 K7M-703 K7M-703 K7M-7003 K7M-702 K7M-720	1998 1998 1997 2000 1996 1997 1997 1997 1997 1997 1997 1997 1997	2002 2001 1999 2000 1999 2000 2000 2000 2000 2001 2001 2001	GASOLINA GASOLINA GASOLINA GASOLINA GASOLINA GASOLINA GASOLINA GASOLINA GASOLINA GASOLINA GASOLINA GASOLINA GASOLINA	1598 1598 1598 1598 1598 1598 1598 1598 1598 1598 1598 1598	90 90 90 87 90 90 90 90 90 90 90 90 90
CLIO II CLIO II SYMBOL	K7M-744 K7M-745 K7M	1998 1998 2009		GASOLINA GASOLINA GASOLINA	1598 1598 1598	90 90 90
CLIO 16V CLIO 16V CLIO 16V CLIO II 16V CLIO II 16V CLIO II 16V CLIO II 16V CLIO II 16V CLIO II 16V CLIO II 16V CLIO II 16V CLIO II 16V CLIO II 16V CLIO II 16V CLIO II 16V LAGUNA 16V MEGANE 16V MEGANE COMFORT N/A 16V (DOHC)	K4M-708 K4M-732 K4M-734 K4M-708 K4M-732 K4M-734 K4M-740 K4M-742 K4M-743 K4M-744 K4M-745 K4M-746 K4M-748 K4M-720 K4M K4M D 812	1999 1999 1999 2001 2001 2001 2001 2001 2001 2001 2001 2001 2001 2001 1998 1999 2008	2006 2006 2006 2009 2009 2009 2009 2009 2009 2009 2009 2009 2009 2009 2000 2000 2009	GASOLINA GASOLINA GASOLINA GASOLINA GASOLINA GASOLINA GASOLINA GASOLINA GASOLINA GASOLINA GASOLINA GASOLINA GASOLINA GASOLINA GASOLINA GASOLINA GASOLINA GASOLINA	1598 1598 1598 1598 1598 1598 1598 1598 1598 1598 1598 1598 1598 1598 1598 1598 1598	110 110 110 107 107 107 107 107 107 107 107 107 107 107 107 107 110

				IMAGEM DA JUNTA DO CABEÇOTE
	CÓDIGO MAHLE	CÓDIGO METAL LEVE		
76,00 76,00	JC0180340/4*	J&RC-9369/4*	PF0180039*	
76,00 76,00 76,00 76,00	JC0180340/4*	J&RC-9369/4*	PF0180039*	
76,00 76,00 76,00 76,00 76,00 76,00 76,00 76,00	JC0180340/4*	J&RC-9369/4*	PF0180039*	
76,00 76,00 76,00 76,00 76,00	JC0180340/4* JS0180340/4*	J&RC-9369/4* J&RS-9369/4*	PF0180039*	
76,00 76,00	JAC0180400/4* JUNTA TAMPA DO CÂRTER	JAC9327/4* JUNTA TAMPA DO CÂRTER		
76,00 76,00 76,00	JAC0180400/4* JUNTA TAMPA DO CÂRTER	JAC9327/4* JUNTA TAMPA DO CÂRTER		
78,00 78,00 78,00 78,00	JAV1950310/4* JUNTA TAMPA VÁLVULA	JAV9366/4* JUNTA TAMPA VÁLVULA	PF0180040*	
78,00 78,00 78,00 78,00	JAV1950310/4* JUNTA TAMPA VÁLVULA	JAV9366/4* JUNTA TAMPA VÁLVULA	PF0180040*	
76,00 76,00 76,00	JAV0180370/4* JUNTA TAMPA VÁLVULA JC0181110/4 JS0181110/4	JAV9370/4* JUNTA TAMPA VÁLVULA J&RC-9620/4 J&RS-9620/4	PF0180039*	
79,50 79,50 79,50 79,50 79,50	JS0180400/4	J&RS-9327/4	PF0180038*	
79,50 79,50 79,50 79,50 79,50 79,50 79,50 79,50 79,50 79,50 79,50	JAC0180400/4* JUNTA TAMPA DO CÂRTER JS0180400/4 JC18400/4 JM18400/4 C/RET.	JAC9327/4* JUNTA TAMPA DO CÂRTER J&RS-9327/4 J&RC-9327/4 J&RMR-9327/4 C/RET.	PF0180038*	
79,50 79,50 79,50	JAC0180400/4* JUNTA TAMPA DO CÂRTER	JAC9327/4* JUNTA TAMPA DO CÂRTER	PF0180038*	
79,50 79,50 79,50 79,50 79,50 79,50 79,50 79,50 79,50 79,50 79,50 79,50	JM0590100/4 JS0180100/4 JC18100/4 JM18100/4 C/RET.	J&RMR-9226/4 C/RET. J&RS-9226/4 J&RC-9226/4 J&RMR-9226/4 C/RET.	PF0180034*	

Descrição do Produto / Radical MAHLE / Radical Metal Leve: Junta do Coletor de Escape / JA / JA ;
 Junta do Coletor de Admissão / JAA / JAA; Junta do Coletor de Admissão e Escape / JAAE / JAAE;
 Junta do Câster / JAC / JAC; Junta da Tampa de Válvulas / JAV / JAV; Junta da Válvula Termostática / JAVT / JAVT;
 Junta do Cabeçote / JC / J&RC; Jogo de Juntas Inferior do Motor / JI / J&RI; Jogo de Juntas do Motor / JM / J&RM;
 Jogo de Juntas Superior do Motor / JS / J&RS; Jogo de Parafusos do Cabeçote / PF / PF;
 * Itens sob Consulta









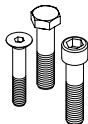












		MÊS ANO			C.C.	POTÊNCIA (CV)		
		→	←					
APRIO	K4M-790		2004		GASOLINA	1598	112	
APRIO	K7M-710		2009		GASOLINA	1598	90	
APRIO	K7M-744		1998		GASOLINA	1598	90	
APRIO	K7M-745		1998		GASOLINA	1598	90	
KANGOO II	K7M-750		2009		GASOLINA	1598	87	
SANDERO	K4M-790		2004		GASOLINA	1598	112	
SANDERO	K7M-710		2009		GASOLINA	1598	90	
SANDERO	K7M-744		1998		GASOLINA	1598	90	
SANDERO	K7M-745		1998		GASOLINA	1598	90	
CLIO II	K7M-746				GASOLINA	1598	90	
KANGOO	K7M-746	9	1999	6	2001	GASOLINA	1598	90
KANGOO 16V	K4M-708		2001		2008	GASOLINA	1598	110
KANGOO 16V	K4M-730		2001		2008	GASOLINA	1598	110
KANGOO 16V	K4M-732		2001		2008	GASOLINA	1598	110
KANGOO 16V	K4M-750		2001		2008	GASOLINA	1598	110
KANGOO 16V	K4M-752		2001		2008	GASOLINA	1598	110
KANGOO 16V	K4M-753		2001		2008	GASOLINA	1598	110
KANGOO EXPRESS BASE N/A 16V	K4M		2004		2008	GASOLINA	1598	
LAGUNA 16V	K4M-710		2001		2005	GASOLINA	1598	107/110
LAGUNA 16V	K4M-711		2001		2005	GASOLINA	1598	107/110
LAGUNA 16V	K4M-714		2001		2005	GASOLINA	1598	107/110
LAGUNA II 16V	K4M-710		2001		2005	GASOLINA	1598	107/110
LAGUNA II 16V	K4M-711		2001		2005	GASOLINA	1598	107/110
LAGUNA II 16V	K4M-714		2001		2005	GASOLINA	1598	107/110
SCENIC 16V	K4M-700		1999		2003	GASOLINA	1598	110
SCENIC 16V	K4M-701		1999		2003	GASOLINA	1598	110
SCENIC 16V	K4M-704		1999		2003	GASOLINA	1598	110
SCENIC 16V	K4M-706		1999		2003	GASOLINA	1598	110
SCENIC 16V	K4M-708		1999		2003	GASOLINA	1598	110
SCENIC 16V	K4M-709		1999		2003	GASOLINA	1598	110
SCENIC 16V (DOHC)	K4M-712		1999		2003	GASOLINA	1598	110
CLIO HI-FLEX 16V						GASOLINA	1598	
KANGOO 16V	K4M-754		2004		2008	GASOLINA	1598	115
MEGANE 16V	K4M-706		2001		2003	GASOLINA	1598	110
MEGANE 16V	K4M-712		2001		2003	GASOLINA	1598	110
MEGANE CABRIOLET 16V	K4M-700		2001		2003	GASOLINA	1598	110
MEGANE CABRIOLET 16V	K4M-701		2001		2003	GASOLINA	1598	110
MEGANE CABRIOLET 16V	K4M-708		2001		2003	GASOLINA	1598	110
MEGANE CABRIOLET 16V	K4M-709		2001		2003	GASOLINA	1598	110
MEGANE COUPE 16V	K4M-700		2001		2003	GASOLINA	1598	110
MEGANE COUPE 16V	K4M-701		2001		2003	GASOLINA	1598	110
MEGANE COUPE 16V	K4M-708		2001		2003	GASOLINA	1598	110
MEGANE COUPE 16V	K4M-709		2001		2003	GASOLINA	1598	110
MEGANE II 16V	K4M-764		2003		2010	GASOLINA	1598	115
SCENIC HI-FLEX16V						GASOLINA	1598	
SCENIC II 16V (DOHC)	K4M-764		2005		2010	GASOLINA	1598	115
CLIO AMOR AMOR N/A 16V	K4M		2008		2008	GASOLINA	1598	
CLIO AUTHENTIQUE N/A 16V	K4M		2004		2006	GASOLINA	1598	
CLIO BEAT N/A 16V	K4M		2007		2007	GASOLINA	1598	
CLIO CAMPUS N/A 16V	K4M		2005		2006	GASOLINA	1598	
CLIO CODE N/A 16V	K4M		2006		2006	GASOLINA	1598	
CLIO ENERGY N/A 16V	K4M		2007		2009	GASOLINA	1598	
CLIO EXPRESSION N/A 16V	K4M		2004		2009	GASOLINA	1598	
CLIO EXTREME N/A 16V	K4M		2008		2008	GASOLINA	1598	
CLIO III 16V	K4M-800		2005		2010	GASOLINA	1598	112
CLIO III 16V	K4M-801		2005			GASOLINA	1598	112
CLIO III 16V	K4M-804		2005		2008	GASOLINA	1598	88
CLIO INITIALE N/A 16V	K4M		2004		2006	GASOLINA	1598	
CLIO KIT DYNAMIQUE N/A 16V	K4M		2004		2004	GASOLINA	1598	
CLIO RIDE N/A 16V	K4M		2008		2009	GASOLINA	1598	
CLIO TRENDS N/A 16V	K4M		2009		2009	GASOLINA	1598	
GRAND MODUS 16V	K4M-801		2007			GASOLINA	1598	110
KANGOO 16V	K4M-790		2004			GASOLINA	1598	112
LAGUNA III 16V	K4M-824		2007			GASOLINA	1598	110
MODUS 16V	K4M-790	11	2004			GASOLINA	1598	112
MODUS 16V	K4M-791	11	2004			GASOLINA	1598	112
MODUS 16V	K4M-794	11	2004		2006	GASOLINA	1598	88
MODUS 16V	K4M-800		2007			GASOLINA	1598	110
MODUS 16V	K4M-801		2007			GASOLINA	1598	110
SYMBOL 16V (DOHC)	K4M		2009			GASOLINA	1598	90




				IMAGEM DA JUNTA DO CABEÇOTE
	CÓDIGO MAHLE	CÓDIGO METAL LEVE		
79,50 79,50 79,50 79,50 79,50 79,50 79,50 79,50	JAC0180400/4* JUNTA TAMPA DO CÂRTER	JAC9327/4* JUNTA TAMPA DO CÂRTER	PF0180038*	
79,50 79,50	JAC0180400/4* JUNTA TAMPA DO CÂRTER	JAC9327/4* JUNTA TAMPA DO CÂRTER	PF0180038*	
79,50 79,50	JM0590100/4 JS0180100/4 JC18100/4 JM18100/4 C/RET.	J&RMR-9226/4 C/RET. J&RS-9226/4 J&RC-9226/4 J&RMR-9226/4 C/RET.	PF0180034*	
79,50 79,50 79,50 79,50 79,50 79,50 79,50 79,50 79,50 79,50 79,50 79,50 79,50 79,50 79,50	JM0590100/4 JS0180100/4	J&RMR-9226/4 C/RET. J&RS-9226/4	PF0180034*	
79,50 79,50			PF0180034*	



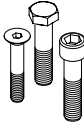






Descrição do Produto / Radical MAHLE / Radical Metal Leve: Junta do Coletor de Escape / JA / JA ;
 Junta do Coletor de Admissão / JAA / JAA; Junta do Coletor de Admissão e Escape / JAAE / JAAE;
 Junta do Câster / JAC / JAC; Junta da Tampa de Válvulas / JAV / JAV; Junta da Válvula Termostática / JAVT / JAVT;
 Junta do Cabeçote / JC / J&RC; Jogo de Juntas Inferior do Motor / JI / J&RI; Jogo de Juntas do Motor / JM / J&RM;
 Jogo de Juntas Superior do Motor / JS / J&RS; Jogo de Parafusos do Cabeçote / PF / PF;
 * Itens sob Consulta

		MÊS ANO			C.C.	POTÊNCIA (CV)		
		→	←					
CLIO AMOR AMOR N/A 16V CLIO ENERGY N/A 16V CLIO EXPRESSION N/A 16V CLIO EXTREME N/A 16V CLIO III 16V CLIO RIDE N/A 16V CLIO TRENDS N/A 16V MEGANE II 16V MEGANE II 16V MEGANE II 16V MEGANE II 16V MEGANE III 16V MEGANE III 16V MEGANE III 16V SCENIC III 16V SCENIC III 16V TWINGO II 16V (DOHC)	K4M K4M K4M K4M K4M-862 K4M K4M K4M-760 K4M-761 K4M-812 K4M-813 K4M-858 K4M-866 K4M-858 K4M-866 K4M-854	1 1 1 1 2 5	2008 2008 2008 2008 2008 2008 2009 2009 2007 2007 2007 2007 2008 2008 2009 2009 2008	2008 2009 2009 2008 2009 2009	GASOLINA GASOLINA GASOLINA GASOLINA GASOLINA GASOLINA GASOLINA GASOLINA GASOLINA GASOLINA GASOLINA GASOLINA GASOLINA GASOLINA GASOLINA GASOLINA GASOLINA	1598 1598 1598 1598 1598 1598 1598 1598 1598 1598 1598 1598 1598 1598 1598 1598 1598	128 82 82 82 110 110 110 110 110 135	
SYMBOL THALIA 16V (DOHC) (No: <030929)	K4M-745	8	2008		GASOLINA	1598	105	
SYMBOL THALIA 16V (DOHC) (No: 030930>)	K4M-745	8	2008		GASOLINA	1598	105	
KANGOO II 16V KANGOO II 16V KANGOO II 16V MEGANE III 16V (DOHC)	K4M-830 K4M-831 K4M-834 K4M-848		2008 2008 2008 2008	2011 2011	GASOLINA GASOLINA GASOLINA GASOLINA	1598 1598 1598 1598	106 106 106 101	
R11 R9 R9 TRAFIC	F2N-730 F2N-700 F2N-708 F1N-722		1986 1984 1984 1986	1989 1989 1989 1994	GASOLINA GASOLINA GASOLINA GASOLINA	1721 1721 1721 1721	75/80/88 75/80/88 75/80/8 68/80	
ALLIANCE ENCORE R11 R11 R9 R9	F3N F3N F3N-708 F3N-718 F3N-708 F3N-718		1985 1985 1986 1986 1984 1984	1987 1987 1989 1989 1989 1989	GASOLINA GASOLINA GASOLINA GASOLINA GASOLINA GASOLINA	1721 1721 1721 1721 1721 1721	90 90 75/94 75/94 75/94 75/94	
R11 R21 SUPERCINCO SUPERCINCO TRAFIC	F2N-708 F2N-710 F2N-740 F2N-742 F1N-724	9 9	1986 1986 1988 1988 1986	1989 1993 1990 1990 1994	GASOLINA GASOLINA GASOLINA GASOLINA GASOLINA	1721 1721 1721 1721 1721	75/80/88 75/88/92 90 90 68/80	
CLIO R19 R19 R21	F2N-770 F2N-720 F2N-728 F2N-750	9	1990 1988 1988 1986	1993 1995 1995 1993	GASOLINA GASOLINA GASOLINA GASOLINA	1721 1721 1721 1721	92 90 90 75/88/92	
R19 R19 R21 R21 SUPERCINCO SUPERCINCO	F3N-740 F3N-746 F3N-722 F3N-726 F3N-702 F3N-716	5 6 4 7	1992 1989 1986 1989 1986 1986	11 9 6 5 1993 1993	1995 1994 1989 1993 1993 1993	GASOLINA GASOLINA GASOLINA GASOLINA GASOLINA GASOLINA	1721 1721 1721 1721 1721 1721	75 107 75 75 75 75
CLIO 16V CLIO 16V R19 16V R19 16V (DOHC)	F7P-720 F7P-722 F7P-700 F7P-704		1991 1991 1989 1989	1997 1997 1996 1996	GASOLINA GASOLINA GASOLINA GASOLINA	1764 1764 1764 1764	135 140 133 137	
LAGUNA 16V LAGUNA II 16V LAGUNA II 16V LAGUNA II 16V LAGUNA II 16V LAGUNA II 16V MEGANE 16V MEGANE 16V SCENIC 16V SCENIC 16V (DOHC)	F4P-760 F4P-770 F4P-771 F4P-772 F4P-774 F4P-775 F4P-720 F4P-722 F4P-720 F4P-722	1 1 1 1	1998 2001 2001 2002 2001 2001 2001 2001 2001 2001	2001 2005 2005 2005 2005 2003 2003 2003 2003	GASOLINA GASOLINA GASOLINA GASOLINA GASOLINA GASOLINA GASOLINA GASOLINA GASOLINA GASOLINA	1783 1783 1783 1783 1783 1783 1783 1783 1783 1783	120 121 120 120 121 120 115 115 115 115	
CLIO	F3P.755	8	1990	4 1996	GASOLINA	1794	90/110	
CLIO	F3P.758		1991	1998	GASOLINA	1794	90/110	




				IMAGEM DA JUNTA DO CABEÇOTE
	CÓDIGO MAHLE	CÓDIGO METAL LEVE		
79,50 79,50 79,50 79,50 79,50 79,50 79,50 79,50 79,50 79,50 79,50 79,50 79,50 79,50 79,50			PF0180034*	
79,50	JS0180100/4	J&RS-9226/4	PF0180034*	
79,50	JAC0180400/4* JUNTA TAMPA DO CÂRTER JS0180100/4	JAC9327/4* JUNTA TAMPA DO CÂRTER J&RS-9226/4	PF0180034*	
79,50 79,50 79,50 79,50	JAC0180400/4* JUNTA TAMPA DO CÂRTER JS0180100/4	JAC9327/4* JUNTA TAMPA DO CÂRTER J&RS-9226/4	PF0180034*	
81,00 81,00 81,00 81,00	JAV1950310/4* JUNTA TAMPA VÁLVULA JC0180410/4* JM0180410/4*	JAV9366/4* JUNTA TAMPA VÁLVULA J&RC-9328/4* J&RM-9328/4*	PF0180040*	
81,00 81,00 81,00 81,00 81,00 81,00	JAV1950310/4* JUNTA TAMPA VÁLVULA JC0180410/4*	JAV9366/4* JUNTA TAMPA VÁLVULA J&RC-9328/4*	PF0180040*	
81,00 81,00 81,00 81,00 81,00	JAV1950310/4* JUNTA TAMPA VÁLVULA JC0180410/4* JM0180410/4*	JAV9366/4* JUNTA TAMPA VÁLVULA J&RC-9328/4* J&RM-9328/4*	PF0180040*	
81,00 81,00 81,00 81,00 81,00	JAV1950310/4* JUNTA TAMPA VÁLVULA JC0180410/4* JM0180410/4*	JAV9366/4* JUNTA TAMPA VÁLVULA J&RC-9328/4* J&RM-9328/4*	PF0180040*	
81,00 81,00 81,00 81,00 81,00	JAV1950310/4* JUNTA TAMPA VÁLVULA JC0180410/4*	JAV9366/4* JUNTA TAMPA VÁLVULA J&RC-9328/4*	PF0180040*	
82,00 82,00 82,00 82,00	JC0181020/4* JS0181030/4*	J&RC-9615/4* J&RS-9615/4*		
82,70 82,70 82,70 82,70 82,70 82,70 82,70 82,70 82,70	JC18350/4 JM0180350/4 JS0180300/4	J&RC-9329/4 J&RMR-9329/4 J&RS-9367/4	PF0180033*	
82,70	JAAE0180530/4* ADMISSÃO / ESCAPE JAV1950310/4* JUNTA TAMPA VÁLVULA JM0180530/4 C/RET JS0180530/4	JAAE9328/4* ADMISSÃO / ESCAPE JAV9366/4* JUNTA TAMPA VÁLVULA J&RMR-9328/4 C/RET. J&RS-9328/4	PF0180040*	
82,70	JAAE0180530/4* ADMISSÃO / ESCAPE JAV1950310/4* JUNTA TAMPA VÁLVULA JM0180530/4 C/RET JS0180530/4	JAAE9328/4* ADMISSÃO / ESCAPE JAV9366/4* JUNTA TAMPA VÁLVULA J&RMR-9328/4 C/RET. J&RS-9328/4	PF0180040*	



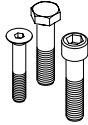







Descrição do Produto / Radical MAHLE / Radical Metal Leve: Junta do Coletor de Escape / JA / JA ;
 Junta do Coletor de Admissão / JAA / JAA; Junta do Coletor de Admissão e Escape / JAAE / JAAE;
 Junta do Câster / JAC / JAC; Junta da Tampa de Válvulas / JAV / JAV; Junta da Válvula Termostática / JAVT / JAVT;
 Junta do Cabeçote / JC / J&RC; Jogo de Juntas Inferior do Motor / JI / J&RI; Jogo de Juntas do Motor / JM / J&RM;
 Jogo de Juntas Superior do Motor / JS / J&RS; Jogo de Parafusos do Cabeçote / PF / PF;
 * Itens sob Consulta

		MÊS ANO					C.C.	POTÊNCIA (CV)
		→			←			
R19	F3P.700	5	1992	11	1995	GASOLINA	1794	107
R19	F3P.706	5	1992	11	1995	GASOLINA	1794	107
R19	F3P.765	5	1992	9	1994	GASOLINA	1794	91
LAGUNA	F3P.674	6	1995	2	2001	GASOLINA	1794	94
LAGUNA	F3P.676	6	1995	6	1998	GASOLINA	1794	95
EXPRESS	F8Q-722	9	1990	2	1997	DIESEL	1870	65
EXPRESS	F8Q-724	9	1990	2	1997	DIESEL	1870	65
R19	F8Q-706	9	1988		1996	DIESEL	1870	65
R19	F8Q-742	9	1988		1996	DIESEL	1870	65
R19	F8Q-764	9	1988		1996	DIESEL	1870	65
R21	F8Q-710	5	1989		1995	DIESEL	1870	65
R19 DT	F8Q-610	9	1990	4	1992	DIESEL	1870	92
R19 DT	F8Q-740	9	1990	4	1992	DIESEL	1870	90
R19 DT	F8Q-768		1991		1996	DIESEL	1870	93
CLIO	F8Q-714		1990	2	1997	DIESEL	1870	65
CLIO	F8Q-730		1990	2	1997	DIESEL	1870	65
CLIO	F8Q-732		1990	2	1997	DIESEL	1870	65
CLIO	F8Q-676		1997		1998	DIESEL	1870	65
CLIO	F8Q-692		1997		1998	DIESEL	1870	65
CLIO	F8Q-696		1997		1998	DIESEL	1870	65
CLIO I	F8Q-678	4	1996	2	1998	DIESEL	1870	54
EXPRESS	F8Q-640	9	1994	3	1998	DIESEL	1870	54
EXPRESS	F8Q-648	3	1997		1998	DIESEL	1870	65
EXPRESS	F8Q-680		1996		2000	DIESEL	1870	65
EXPRESS	F8Q-682	9	1994	3	1998	DIESEL	1870	54
EXPRESS	F8Q-684		1997		1998	DIESEL	1870	65
EXPRESS	F8Q-774	10	1992		1997	DIESEL	1870	65
MEGANE	F8Q-624	3	1997		2001	DIESEL	1870	65
MEGANE	F8Q-620		1995	2	1997	DIESEL	1870	65
MEGANE DT	F8Q-786	3	1997		1999	DIESEL	1870	95
SCENIC DT	F8Q-786	1	1996		1999	DIESEL	1870	90
MEGANE DT	F8Q-784	10	1996	2	1997	DIESEL	1870	94
MEGANE DT	F8Q-786	10	1996	2	1997	DIESEL	1870	90
SCENIC DT	F8Q-784	10	1996	2	1997	DIESEL	1870	90
CLIO II	F8Q-630		1998		2001	DIESEL	1870	65
CLIO II	F8Q-632	2	2000	5	2001	DIESEL	1870	65
CLIO II	F8Q-662	3	1999	1	2000	DIESEL	1870	65
SCENIC	F8Q-788	5	1997	8	1999	DIESEL	1870	65
SCENIC	F8Q-790	9	1999	5	2003	DIESEL	1870	65
TRAFIC	F8Q-600	3	1997			DIESEL	1870	65
TRAFIC	F8Q-606	3	1997			DIESEL	1870	65
KANGOO	F8Q-630		1997		2006	DIESEL	1870	65
KANGOO	F8Q-662		1998		2000	DIESEL	1870	55
MEGANE	F8Q-622		1998		2001	DIESEL	1870	65
ESPACE 16V	N7Q		1996			GASOLINA	1948	138
LAGUNA 16V	N7Q-700		1994		1999	GASOLINA	1948	140
LAGUNA 16V	N7Q-704		1994		1999	GASOLINA	1948	140
SAFRANE 16V	N7Q-710		1996		1999	GASOLINA	1948	138
SAFRANE 16V (DOHC)	N7Q-711		1996		1999	GASOLINA	1948	138
ESPACE	J7R		1984		1997	GASOLINA	1995	105/120
FUEGO	J6R-829		1981		1985	GASOLINA	1995	110
R20	J6R-829		1977		1984	GASOLINA	1995	104
R21	J7R-750	7	1989	6	1992	GASOLINA	1995	117
R25	J6R-762		1984		1992	GASOLINA	1995	103/116
R25	J6R-763		1984		1992	GASOLINA	1995	103/116
MASTER	J5R-718	11	1989	7	1993	GASOLINA	1995	82
MASTER	J5R-728	11	1989	7	1993	GASOLINA	1995	82
R18	J6R-829		1982		1986	GASOLINA	1995	102
R21	J7R-746		1986		1994	GASOLINA	1995	102
TRAFIC	J5R-716	5	1985	2	1989	GASOLINA	1995	82
TRAFIC	J5R-726	5	1985	2	1989	GASOLINA	1995	82
ESPACE	J6R-234		1984		1997	GASOLINA	1995	105/120
ESPACE	J6R-236		1984		1997	GASOLINA	1995	105/120
R25	J6R-706		1984		1992	GASOLINA	1995	103/116
R25	J6R-707		1984		1992	GASOLINA ^{aw}	1995	103/116




				IMAGEM DA JUNTA DO CABEÇOTE
	CÓDIGO MAHLE	CÓDIGO METAL LEVE		
82,70 82,70 82,70	JAAE0180530/4* ADMISSÃO / ESCAPE JAV1950310/4* JUNTA TAMPA VÁLVULA JM0180530/4 C/RET JS0180530/4	JAAE9328/4* ADMISSÃO / ESCAPE JAV9366/4* JUNTA TAMPA VÁLVULA J&RMR-9328/4 C/RET. J&RS-9328/4	PF0180040*	
82,70 82,70	JAAE0180530/4* ADMISSÃO / ESCAPE JAV1950310/4* JUNTA TAMPA VÁLVULA JM0180530/4 C/RET JS0180530/4	JAAE9328/4* ADMISSÃO / ESCAPE JAV9366/4* JUNTA TAMPA VÁLVULA J&RMR-9328/4 C/RET. J&RS-9328/4	PF0180040*	
80,00 80,00 80,00 80,00 80,00 80,00	JAV1950310/4* JUNTA TAMPA VÁLVULA	JAV9366/4* JUNTA TAMPA VÁLVULA	PF0180040*	
80,00 80,00 80,00	JAV1950310/4* JUNTA TAMPA VÁLVULA	JAV9366/4* JUNTA TAMPA VÁLVULA		
80,00 80,00 80,00	JAV1950310/4* JUNTA TAMPA VÁLVULA	JAV9366/4* JUNTA TAMPA VÁLVULA	PF0180040*	
80,00 80,00 80,00	JAV1950310/4* JUNTA TAMPA VÁLVULA	JAV9366/4* JUNTA TAMPA VÁLVULA	PF0180040*	
80,00 80,00 80,00 80,00 80,00 80,00 80,00 80,00	JAV1950310/4* JUNTA TAMPA VÁLVULA	JAV9366/4* JUNTA TAMPA VÁLVULA	PF0180040*	
80,00	JAV1950310/4* JUNTA TAMPA VÁLVULA	JAV9366/4* JUNTA TAMPA VÁLVULA	PF0180040*	
80,00 80,00	JAV1950310/4* JUNTA TAMPA VÁLVULA	JAV9366/4* JUNTA TAMPA VÁLVULA		
80,00 80,00 80,00	JAV1950310/4* JUNTA TAMPA VÁLVULA	JAV9366/4* JUNTA TAMPA VÁLVULA		
80,00 80,00 80,00 80,00 80,00 80,00	JAV1950310/4* JUNTA TAMPA VÁLVULA	JAV9366/4* JUNTA TAMPA VÁLVULA	PF0180040*	
80,00 80,00	JAV1950310/4* JUNTA TAMPA VÁLVULA	JAV9366/4* JUNTA TAMPA VÁLVULA	PF0180040*	
80,00	JAV1950310/4* JUNTA TAMPA VÁLVULA	JAV9366/4* JUNTA TAMPA VÁLVULA		
80,00 80,00 80,00 80,00 80,00 80,00	JAV1950310/4* JUNTA TAMPA VÁLVULA	JAV9366/4* JUNTA TAMPA VÁLVULA	PF0180040*	
83,00 83,00 83,00 83,00 83,00	JC0180420/4* JM0180420/4* JS0180420/4*	J&RC-9371/4* J&RM-9371/4* J&RS-9371/4*	PF2710066*	
88,00 88,00 88,00 88,00 88,00 88,00	JS0180430/4*	J&RS-9465/4*		
88,00 88,00 88,00 88,00 88,00 88,00	JS0180430/4*	J&RS-9465/4*		
88,00 88,00 88,00 88,00	JS0180430/4*	J&RS-9465/4*		



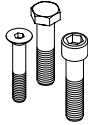







Descrição do Produto / Radical MAHLE / Radical Metal Leve: Junta do Coletor de Escape / JA / JA ;
 Junta do Coletor de Admissão / JAA / JAA; Junta do Coletor de Admissão e Escape / JAAE / JAAE;
 Junta do Carter / JAC / JAC; Junta da Tampa de Válvulas / JAV / JAV; Junta da Válvula Termostática / JAVT / JAVT;
 Junta do Cabeçote / JC / J&RC; Jogo de Juntas Inferior do Motor / JI / J&RI; Jogo de Juntas do Motor / JM / J&RM;
 Jogo de Juntas Superior do Motor / JS / J&RS; Jogo de Parafusos do Cabeçote / PF / PF;
 * Itens sob Consulta

		MÊS ANO			C.C.	POTÊNCIA (CV)		
		→	←					
ESPACE	F3R-728	1996	5	1997	GASOLINA	1998	115	
ESPACE	F3R-729	1996	5	1997	GASOLINA	1998	115	
LAGUNA	F3R-722	1994	3	1997	GASOLINA	1998	115	
LAGUNA	F3R-723	1994	3	1997	GASOLINA	1998	115	
LAGUNA	F3R-728	1994	3	1997	GASOLINA	1998	115	
LAGUNA	F3R-729	1994	3	1997	GASOLINA	1998	115	
MEGANE	F3R-750	1995	3	1997	GASOLINA	1998	115	
MEGANE	F3R-751	1995	3	1997	GASOLINA	1998	115	
MEGANE CABRIOLET	F3R-750	5	1997	10	1999	GASOLINA	1998	114
MEGANE CABRIOLET	F3R-751	5	1997	10	1999	GASOLINA	1998	114
MEGANE CABRIOLET	F3R-791	5	1997	10	1999	GASOLINA	1998	114
MEGANE CABRIOLET	F3R-796	5	1997	10	1999	GASOLINA	1998	114
MEGANE CABRIOLET	F3R-797	5	1997	10	1999	GASOLINA	1998	114
MEGANE CABRIOLET	F3R-798	5	1997	10	1999	GASOLINA	1998	114
AVANTIME	F3R-742				GASOLINA	1998	115	
AVANTIME	F3R-768				GASOLINA	1998	115	
AVANTIME	F3R-769				GASOLINA	1998	115	
ESPACE	F3R-768	6	1997	1999	GASOLINA	1998	115	
ESPACE	F3R-769		1998	2001	GASOLINA	1998	115	
ESPACE III	F3R-742	11	1996	2000	GASOLINA	1998	115	
LAGUNA	F3R-611	4	1997	1999	GASOLINA	1998	115	
LAGUNA	F3R-611		1998	2001	GASOLINA	1998	115	
LAGUNA	F3R-768	6	1995	2	2001	GASOLINA	1998	114
LAGUNA	F3R-769		1998	2001	GASOLINA	1998	115	
MEGANE	F3R-796	4	1997	1999	GASOLINA	1998	115	
SCENIC	F3R-791		1996	2001	GASOLINA	1998	115	
SCENIC	F3R-796		1996	2001	GASOLINA	1998	115	
SCENIC	F3R-797		1996	1999	GASOLINA	1998	115	
SCENIC	F3R-798		1996	1999	GASOLINA	1998	115	
AVANTIME	F3R-728	1	1997	1999	GASOLINA	1998	115	
AVANTIME	F3R-729	1	1997	1999	GASOLINA	1998	115	
MEGANE COUPE	F3R-750	1	1997	2000	GASOLINA	1998	115	
MEGANE COUPE	F3R-751	1	1997	2000	GASOLINA	1998	115	
MEGANE COUPE	F3R-791	1	1997	2000	GASOLINA	1998	115	
MEGANE COUPE	F3R-796	1	1997	2000	GASOLINA	1998	115	
MEGANE COUPE	F3R-797	1	1997	2000	GASOLINA	1998	115	
MEGANE COUPE	F3R-798	1	1997	2000	GASOLINA	1998	115	
SCENIC	F3R-750	1	1997	1999	GASOLINA	1998	115	
SCENIC	F3R-751	1	1997	1999	GASOLINA	1998	115	
GRAND ESPACE III 16V	F4R-701		1999	2002	GASOLINA	1998	140	
GRAND ESPACE III 16V	F4R-700		1999	2002	GASOLINA	1998	140	
LAGUNA 16V (DOHC)	F4R-780		1999	2001	GASOLINA	1998	140	
CLIO II 16V	F4R-712		2000	2004	GASOLINA	1998	169	
CLIO II 16V	F4R-713		2000	2004	GASOLINA	1998	169	
CLIO II 16V	F4R-732		2000	2004	GASOLINA	1998	169	
CLIO II 16V	F4R-736		2000	2004	GASOLINA	1998	169	
CLIO II SPORT 16V (DOHC)	F4R-730		1999	2001	GASOLINA	1998	169	
AVANTIME 16V	F4R-700				GASOLINA	1998		
AVANTIME 16V	F4R-701				GASOLINA	1998		
AVANTIME 16V	F4R-709				GASOLINA	1998		
FLUENCE 16V	F4R-746		2010		GASOLINA	1998	140	
LAGUNA 16V	F4R-780	9	1999	3	2001	GASOLINA	1998	139
MEGANE 16V	F4R-740		1999	2003	GASOLINA	1998		
MEGANE 16V	F4R-741		1999	2003	GASOLINA	1998		
MEGANE 16V	F4R-744		1999	2003	GASOLINA	1998		
MEGANE 16V	F4R-746		1999	2003	GASOLINA	1998		
MEGANE 16V	F4R-747		1999	2003	GASOLINA	1998		
MEGANE CABRIOLET 16V	F4R-746		1999	2003	GASOLINA	1998		
MEGANE COUPE 16V	F4R-746		1999	2003	GASOLINA	1998		
SCENIC 16V	F4R-740		1999	2003	GASOLINA	1998		
SCENIC 16V	F4R-741		1999	2003	GASOLINA	1998		
SCENIC 16V	F4R-744		1999	2003	GASOLINA	1998		
SCENIC 16V	F4R-746		1999	2003	GASOLINA	1998		
SCENIC 16V (DOHC)	F4R-747		1999	2003	GASOLINA	1998		
ESPACE III 16V (DOHC)	F4R-709		1999	2002	GASOLINA	1998	140	
AVANTIME 16V	F4R-760		2000	2003	GASOLINA	1998	165	
AVANTIME 16V	F4R-761		2000	2003	GASOLINA	1998	165	
ESPACE 16V	F4R-794		2002	2006	GASOLINA	1998	165	
ESPACE 16V	F4R-795		2002	2006	GASOLINA	1998	165	
GRAND SCENIC II 16V	F4R-776	4	2004		GASOLINA	1998	165	
LAGUNA II TURBO 16V	F4R-764		2003	2005	GASOLINA	1998	165	
LAGUNA II TURBO 16V	F4R-765		2003	2005	GASOLINA	1998	165	
VEL SATIS TURBO 16V	F4R-762		2000	2005	GASOLINA	1998	165	
VEL SATIS TURBO 16V	F4R-763		2000	2005	GASOLINA	1998	165	
VEL SATIS TURBO 16V	F4R-764		2000	2005	GASOLINA	1998	165	
VEL SATIS TURBO 16V	F4R-765		2000	2005	GASOLINA	1998	165	
VEL SATIS TURBO 16V (DOHC)	F4R-767		2000	2005	GASOLINA	1998	165	




				IMAGEM DA JUNTA DO CABEÇOTE
	CÓDIGO MAHLE	CÓDIGO METAL LEVE		
82,70 82,70 82,70 82,70 82,70 82,70 82,70 82,70 82,70 82,70 82,70	JAAE0180530/4* ADMISSÃO / ESCAPE JAV1950310/4* JUNTA TAMPA VÁLVULA JC18530/4 JM0180530/4 C/RET JS0180530/4	JAAE9328/4* ADMISSÃO / ESCAPE JAV9366/4* JUNTA TAMPA VÁLVULA J&RC-9328/4 J&RMR-9328/4 C/RET. J&RS-9328/4	PF0180040*	
82,70 82,70 82,70 82,70 82,70 82,70 82,70 82,70 82,70 82,70 82,70 82,70	JAAE0180530/4* ADMISSÃO / ESCAPE JAV1950310/4* JUNTA TAMPA VÁLVULA JC18530/4 JS0180530/4	JAAE9328/4* ADMISSÃO / ESCAPE JAV9366/4* JUNTA TAMPA VÁLVULA J&RC-9328/4 J&RS-9328/4	PF0180040*	
82,70 82,70 82,70 82,70 82,70 82,70 82,70 82,70 82,70 82,70 82,70	JAAE0180530/4* ADMISSÃO / ESCAPE JAV1950310/4* JUNTA TAMPA VÁLVULA JC18530/4 JM0180530/4 C/RET JS0180530/4	JAAE9328/4* ADMISSÃO / ESCAPE JAV9366/4* JUNTA TAMPA VÁLVULA J&RC-9328/4 J&RMR-9328/4 C/RET. J&RS-9328/4	PF0180040*	
82,70 82,70	JC18350/4 JM0180350/4 JS0180300/4	J&RC-9329/4 J&RMR-9329/4 J&RS-9367/4	PF0180033*	
82,70 82,70 82,70 82,70 82,70 82,70 82,70 82,70 82,70 82,70 82,70	JC18350/4 JM0180350/4 JS0180300/4	J&RC-9329/4 J&RMR-9329/4 J&RS-9367/4	PF0180033*	
82,70 82,70 82,70 82,70 82,70 82,70 82,70 82,70 82,70 82,70 82,70 82,70 82,70	JC18350/4 JM0180350/4 JS0180300/4	J&RC-9329/4 J&RMR-9329/4 J&RS-9367/4	PF0180033*	
82,70	JM0180350/4 JS0180300/4	J&RMR-9329/4 J&RS-9367/4	PF0180033*	
82,70 82,70 82,70 82,70 82,70 82,70 82,70 82,70 82,70 82,70 82,70			PF0180033*	



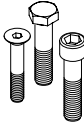









Descrição do Produto / Radical MAHLE / Radical Metal Leve: Junta do Coletor de Escape / JA / JA ;
 Junta do Coletor de Admissão / JAA / JAA; Junta do Coletor de Admissão e Escape / JAAE / JAAE;
 Junta do Carter / JAC / JAC; Junta da Tampa de Válvulas / JAV / JAV; Junta da Válvula Termostática / JAVT / JAVT;
 Junta do Cabeçote / JC / J&RC; Jogo de Juntas Inferior do Motor / JI / J&RI; Jogo de Juntas do Motor / JM / J&RM;
 Jogo de Juntas Superior do Motor / JS / J&RS; Jogo de Parafusos do Cabeçote / PF / PF;
 * Itens sob Consulta

		MÊS ANO			C.C.	POTÊNCIA (CV)		
		→	←					
GRAND SCENIC II 16V GRAND SCENIC II 16V MASTER 16V MEGANE II 16V MEGANE II 16V SCENIC II 16V SCENIC II 16V TRAFIC II 16V (DOHC)	F4R-770 F4R-771 F4R-720 F4R-770 F4R-771 F4R-770 F4R-771 F4R-720	4 4 3	2004 2004 2001 2003 2003 2003 2003 2001		2006 2008 2010 2010 2010 2006	GASOLINA GASOLINA GASOLINA GASOLINA GASOLINA GASOLINA GASOLINA GASOLINA	1998 1998 1998 1998 1998 1998 1998 1998	135 135 120 135 135 135 135 120
ESPACE IV 16V ESPACE IV 16V LAGUNA II 16V LAGUNA II 16V LAGUNA II 16V LAGUNA II 16V LAGUNA II 16V LAGUNA II 16V (DOHC)	F4R-790 F4R-792 F4R-712 F4R-713 F4R-714 F4R-715 F4R-732 F4R-736		2002 2006 2002 2002 2005 2005 2005	5 5	2006 2011 2005 2005 2008 2008	GASOLINA GASOLINA GASOLINA GASOLINA GASOLINA GASOLINA GASOLINA GASOLINA	1998 1998 1998 1998 1998 1998 1998 1998	139 135 135 135 140 140 140
ESPACE 16V ESPACE 16V ESPACE IV 16V ESPACE IV 16V ESPACE IV 16V LAGUNA II 16V LAGUNA II 16V LAGUNA II 16V LAGUNA II 16V MEGANE II 16V SCENIC II 16V (DOHC)	F4R-760 F4R-761 F4R-794 F4R-795 F4R-796 F4R-797 F4R-786 F4R-787 F4R-886 F4R-887 F4R-776 F4R-776		2002 2002 2005 2005 2005 2005 2005 2005 2005 2004 2004		2006 2006 2011 2008 2008 2008 2010 2009	GASOLINA GASOLINA GASOLINA GASOLINA GASOLINA GASOLINA GASOLINA GASOLINA GASOLINA GASOLINA GASOLINA GASOLINA	1998 1998 1998 1998 1998 1998 1998 1998 1998 1998 1998 1998	165 165 165 165 165 165 165 165 165 165 165 165
CLIO II 16V (DOHC)	F4R-738		2004		2006	GASOLINA	1998	182
LAGUNA III TURBO 16V VEL SATIS 16V VEL SATIS 16V (DOHC)	F4R-800 F4R-766 F4R-867	3 4 4	2008 2004 2005			GASOLINA GASOLINA GASOLINA	1998 1998 1998	204 170 147
CLIO III 16V CLIO III 16V (DOHC)	F4R-830 F4R-832		2005 2009		2010	GASOLINA GASOLINA	1998 1998	197 201
LAGUNA II 16V (DOHC)	F4R-784		2005			GASOLINA	1998	
MEGANE II 16V (DOHC)	F4R-774		2006		2008	GASOLINA	1998	135
TRAFIC 16V (DOHC)	F4R-820	8	2006			GASOLINA	1998	117
LAGUNA III TURBO 16V LAGUNA III TURBO 16V (DOHC)	F4R-811 F4R-813	10 10	2007 2007			GASOLINA GASOLINA	1998 1998	170 170
MEGANE III 16V (DOHC)	F4R-870	11	2008		2011	GASOLINA	1998	180
FUEGO MASTER R18 R20 R21 R30 (NORMAL Y TURBO)	852-10(J8S) J8S-852 852-10(J8S) 852 J8S 852		1981 1981 1981 1980 1984 1981		1984 1997 1986 1986 1995 1984	DIESEL DIESEL DIESEL DIESEL DIESEL DIESEL	2068 2068 2068 2068 2068 2068	86 67/88 65/86 66 74/88 67
ESPACE FUEGO MASTER MEDALLION R18 R21 R21 R25 R25 TRAFIC TRAFIC	J7T-770 J7T J7T-782 J7T J7T J7T-754 J7T-755 J7T-708 J7T-733 J7T-600 J7T-780	5 5 5	1986 1985 1990 1986 1985 1986 1986 1984 1984 1989 1989	11 6 6	1997 1992 1998 1994 1994 1992 1992 1994 1994	GASOLINA GASOLINA GASOLINA GASOLINA GASOLINA GASOLINA GASOLINA GASOLINA GASOLINA GASOLINA GASOLINA	2165 2165 2165 2165 2165 2165 2165 2165 2165 2165 2165	107 118 79 120 115 107 107 107 123 95 100
ESPACE ESPACE ESPACE R18	J7T-772 J7T-773 J7T-776 J7T	1	1986 1991 1995 1985	12	1997 1996 1996	GASOLINA GASOLINA GASOLINA GASOLINA	2165 2165 2165 2165	107 108 108 115




				IMAGEM DA JUNTA DO CABEÇOTE
	CÓDIGO MAHLE	CÓDIGO METAL LEVE		
82,70 82,70 82,70 82,70 82,70 82,70 82,70	JC18350/4 JM0180350/4 JS0180300/4	J&RC-9329/4 J&RMR-9329/4 J&RS-9367/4	PF0180033*	
82,70 82,70 82,70 82,70 82,70 82,70 82,70	JC18350/4 JM0180350/4 JS0180300/4	J&RC-9329/4 J&RMR-9329/4 J&RS-9367/4	PF0180033*	
82,70 82,70 82,70 82,70 82,70 82,70 82,70 82,70 82,70 82,70			PF0180033*	
82,70	JS0180300/4	J&RS-9367/4	PF0180033*	
82,70 82,70 82,70			PF0180033*	
82,70 82,70			PF0180033*	
82,70			PF0180033*	
82,70			PF0180033*	
82,70	JS0180300/4	J&RS-9367/4	PF0180033*	
82,70 82,70			PF0180033*	
82,70			PF0180033*	
86,00 86,00 86,00 86,00 86,00 86,00	JC18860/4 JM18860/4 C/RET.	J&RC-9161/4 J&RMR-9161/4 C/RET.		
88,00 88,00 88,00 88,00 88,00 88,00 88,00 88,00 88,00	JC18220/4 JM18220/4 C/RET. JS0180430/4*	J&RC-9330/4 J&RMR-9330/4 C/RET. J&RS-9465/4*		
88,00 88,00 88,00	JS0180430/4*	J&RS-9465/4*		



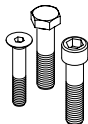



Descrição do Produto / Radical MAHLE / Radical Metal Leve: Junta do Coletor de Escape / JA / JA ;
 Junta do Coletor de Admissão / JAA / JAA; Junta do Coletor de Admissão e Escape / JAAE / JAAE;
 Junta do Câster / JAC / JAC; Junta da Tampa de Válvulas / JAV / JAV; Junta da Válvula Termostática / JAVT / JAVT;
 Junta do Cabeçote / JC / J&RC; Jogo de Juntas Inferior do Motor / JI / J&RI; Jogo de Juntas do Motor / JM / J&RM;
 Jogo de Juntas Superior do Motor / JS / J&RS; Jogo de Parafusos do Cabeçote / PF / PF;
 * Itens sob Consulta

		MÊS ANO			C.C.	POTÊNCIA (CV)		
		→	←					
AVANTIME DCI 16V	G9T-710	1	2001		2003	DIESEL	2188	150
AVANTIME DCI 16V	G9T-712	1	2001		2003	DIESEL	2188	150
ESPACE III DCI 16V	G9T-642	10	2000		2002	DIESEL	2188	130/150
ESPACE III DCI 16V	G9T-700	10	2000	10	2002	DIESEL	2188	130/150
ESPACE III DCI 16V	G9T-742	10	2000	10	2002	DIESEL	2188	130/150
ESPACE III DCI 16V	G9T-743	10	2000	10	2002	DIESEL	2188	130/150
LAGUNA II DCI 16V	G9T-600	4	2004	10	2005	DIESEL	2188	116
LAGUNA II DCI 16V	G9T-700		2001		2005	DIESEL	2188	133
LAGUNA II DCI 16V	G9T-702	4	2004	10	2005	DIESEL	2188	116
LAGUNA II DCI 16V	G9T-703	4	2004	10	2005	DIESEL	2188	116
MASTER II DCI 16V	G9T-720	10	2000	10	2002	DIESEL	2188	90
VEL SATIS DCI 16V	G9T-600		2002		2006	DIESEL	2188	150
VEL SATIS DCI 16V	G9T-702		2002		2006	DIESEL	2188	150
VEL SATIS DCI 16V (DOHC)	G9T-703		2002		2006	DIESEL	2188	150
SAFRANE 20V	N7U-700		1996		1999	GASOLINA	2435	168
SAFRANE 20V (DOHC)	N7U-701		1996		1999	GASOLINA	2435	168
B70	8140.61		1982	3	1985	DIESEL	2445	72
MASTER	S8U-730		1981	3	1985	DIESEL	2445	68
MASTER	S8U-731		1981	3	1985	DIESEL	2445	68
TRAFIC	S8U-720		1979	3	1985	DIESEL	2445	68
TRAFIC (INJEÇÃO INDIRETA)	S8U-722		1979	3	1985	DIESEL	2445	68
B70	8140.61	4	1985		1989	DIESEL	2445	72
MASTER	S8U-730	4	1985		1989	DIESEL	2445	68
MASTER	S8U-731	4	1985		1989	DIESEL	2445	68
TRAFIC	S8U-720	4	1985		1989	DIESEL	2445	68
TRAFIC (INJEÇÃO INDIRETA) (No: 566732-1051188)	S8U-722	4	1985		1989	DIESEL	2445	2445
B70	8140.61		1989	9	1990	DIESEL	2445	72
MASTER	S8U-730		1989	9	1990	DIESEL	2445	68
MASTER	S8U-731		1989	9	1990	DIESEL	2445	68
TRAFIC	S8U-720		1989	9	1990	DIESEL	2445	68
TRAFIC (INJEÇÃO INDIRETA) (No: 1051189>)	S8U-722		1989	9	1990	DIESEL	2445	68
B90 (INJEÇÃO DIRETA)	8140.21		1986		1988	DIESEL	2445	92
B90 (INJEÇÃO DIRETA)	8140.21		1989		1990	DIESEL	2445	92
MASTER 16V	G9U-720	10	2001		2003	DIESEL	2463	115
MASTER 16V	G9U-724	10	2001		2013	DIESEL	2463	115
MASTER 16V	G9U-730	10	2001		2003	DIESEL	2463	115
MASTER 16V	G9U-750	10	2001		2003	DIESEL	2463	115
MASTER 16V	G9U-754	10	2001		2003	DIESEL	2463	115
TRAFIC II 16V (DOHC)	G9U-730	10	2003		2007	DIESEL	2463	115
B70	8140.67	3	1989	9	1990	DIESEL	2499	75
MASTER	S8U-742	3	1989	9	1990	DIESEL	2499	75
MASTER	S8U-748	3	1989	9	1990	DIESEL	2499	75
TRAFIC	S8U-750	3	1989	9	1990	DIESEL	2499	75
TRAFIC (INJEÇÃO INDIRETA) (No: 1050634>)	S8U-752	3	1989	9	1990	DIESEL	2499	75
B70	8140.67	10	1990	8	1994	DIESEL	2499	75
MASTER	S8U-742	10	1990	8	1994	DIESEL	2499	75
MASTER	S8U-748	10	1990	8	1994	DIESEL	2499	75
TRAFIC	S8U-750	10	1990	8	1994	DIESEL	2499	75
TRAFIC (INJEÇÃO INDIRETA)	S8U-752	10	1990	8	1994	DIESEL	2499	75
SAFRANE TD	S8U-762		1991			DIESEL	2499	113
SAFRANE TD	S8U-763		1991			DIESEL	2499	113
MASTER	S8U-748	9	1994		1998	DIESEL	2499	75
TRAFIC (INJEÇÃO INDIRETA)	S8U-758	9	1994	1	1999	DIESEL	2499	79
TRAFIC (INJEÇÃO INDIRETA)	S8U-782		1997			DIESEL	2499	75
MASTER	S8U-770		1998			DIESEL	2499	80
MASTER (INJEÇÃO INDIRETA)	S8U-772		1998			DIESEL	2499	80




				IMAGEM DA JUNTA DO CABEÇOTE
	CÓDIGO MAHLE	CÓDIGO METAL LEVE		
87,00 87,00 87,00 87,00 87,00 87,00 87,00 87,00 87,00 87,00 87,00 87,00	JM0030510/6* JS0030510/6*	J&RM-9610/6* J&RS-9610/6*		
83,00 83,00	JC0181070/4* JS0181070/4*	J&RC-9618/4* J&RS-9618/4*		
93,00 93,00 93,00 93,00 93,00	JAA0010050/4 JUNTA ADMISSÃO	JAA9183/4 JUNTA ADMISSÃO	PF0010017*	
93,00 93,00 93,00 93,00 93,00	JAA0010050/4 JUNTA ADMISSÃO	JAA9183/4 JUNTA ADMISSÃO	PF0010017*	
93,00 93,00 93,00 93,00 93,00	JAA0010050/4 JUNTA ADMISSÃO JC0010090/4* 1,80	JAA9183/4 JUNTA ADMISSÃO J&RC-9360/4* 1,80	PF0010017*	
93,00	JA0010090/4 JUNTADO COLETOR ESCAPE JAA0010050/4 JUNTA ADMISSÃO	JA9360/4 JUNTADO COLETOR ESCAPE JAA9183/4 JUNTA ADMISSÃO	PF0010017*	
93,00	JA0010090/4 JUNTADO COLETOR ESCAPE JAA0010050/4 JUNTA ADMISSÃO	JA9360/4 JUNTADO COLETOR ESCAPE JAA9183/4 JUNTA ADMISSÃO	PF0010017*	
89,00 89,00 89,00 89,00 89,00 89,00	JC0180310/4* JM0180310/4* JS0180310/4*	J&RC-9368/4* J&RM-9368/4* J&RS-9368/4*		
93,00 93,00 93,00 93,00 93,00	JAA0010050/4 JUNTA ADMISSÃO JC0010090/4* 1,80	JAA9183/4 JUNTA ADMISSÃO J&RC-9360/4* 1,80	PF0010017*	
93,00 93,00 93,00 93,00 93,00	JAA0010050/4 JUNTA ADMISSÃO JC0010090/4* 1,80	JAA9183/4 JUNTA ADMISSÃO J&RC-9360/4* 1,80	PF0010017*	
93,00 93,00	JAA0010050/4 JUNTA ADMISSÃO	JAA9183/4 JUNTA ADMISSÃO	PF0010017*	
93,00 93,00	JA0010090/4 JUNTADO COLETOR ESCAPE JAA0010050/4 JUNTA ADMISSÃO JC0010090/4* 1,80	JA9360/4 JUNTADO COLETOR ESCAPE JAA9183/4 JUNTA ADMISSÃO J&RC-9360/4* 1,80	PF0010017*	
93,00	JA0010090/4 JUNTADO COLETOR ESCAPE JAA0010050/4 JUNTA ADMISSÃO JC0010090/4* 1,60 JC0010090/4* 1,70 JC0010090/4* 1,80 JI0010090/4* JM0010110/4* S/ JUNTA CABEÇOTE JS0012400/4* S/ JUNTA CABEÇOTE	JA9360/4 JUNTADO COLETOR ESCAPE JAA9183/4 JUNTA ADMISSÃO J&RC-9360/4* 1,60 J&RC-9360/4* 1,70 J&RC-9360/4* 1,80 J&RI-9360/4* J&RM-9360/4* S/ JUNTA CABEÇOTE J&RS-9536/4* S/ JUNTA CABEÇOTE	PF0010017*	
93,00 93,00	JA0010090/4 JUNTADO COLETOR ESCAPE JAA0010050/4 JUNTA ADMISSÃO JC0010090/4* 1,60 JC0010090/4* 1,70 JC0010090/4* 1,80	JA9360/4 JUNTADO COLETOR ESCAPE JAA9183/4 JUNTA ADMISSÃO J&RC-9360/4* 1,60 J&RC-9360/4* 1,70 J&RC-9360/4* 1,80	PF0010017*	



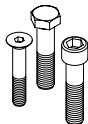




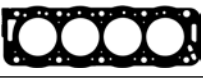




Descrição do Produto / Radical MAHLE / Radical Metal Leve: Junta do Coletor de Escape / JA / JA ;
 Junta do Coletor de Admissão / JAA / JAA; Junta do Coletor de Admissão e Escape / JAAE / JAAE;
 Junta do Carter / JAC / JAC; Junta da Tampa de Válvulas / JAV / JAV; Junta da Válvula Termostática / JAVT / JAVT;
 Junta do Cabeçote / JC / J&RC; Jogo de Juntas Inferior do Motor / JI / J&RI; Jogo de Juntas do Motor / JM / J&RM;
 Jogo de Juntas Superior do Motor / JS / J&RS; Jogo de Parafusos do Cabeçote / PF / PF;
 * Itens sob Consulta

		MÊS ANO				C.C.	POTÊNCIA (CV)	
		→		←				
B110 TD B80 D MASTER TD (INJEÇÃO DIRETA)	8140.27 8140.07 S9U		1990 1990 1989	8 8 8	1990 1990 1990	DIESEL DIESEL DIESEL	2499 2499 2499	106 76 98
B110 TD B120 TD B80 D MASTER TD (INJEÇÃO DIRETA)	8140.27 8140.47 8140.07 S9U	9 9 9	1990 1992 1990 1990	8 2 1994 2	1990 1994 1994 1994	DIESEL DIESEL DIESEL DIESEL	2499 2499 2499 2499	106 116 76 98
B 120 TD MASTER TD (INJEÇÃO DIRETA)	8140.47R S9U-740	8	1996 1993	2	1999 1998	DIESEL DIESEL	2499 2499	116 95
B120 TD MASTER TD (INJEÇÃO DIRETA)	8140.47 S9U-714	3 3	1994 1994		1996 1996	DIESEL DIESEL	2499 2499	116 94
MASTER II TD MASTER II TD (INJEÇÃO DIRETA)	S9W-700 S9W-702		1998 1998		2003 2003	DIESEL DIESEL	2799 2799	115 115
AVANTIME V6 24V ESPACE III V6 24V GRAND ESPACE V6 24V LAGUNA V6 24V LAGUNA V6 24V SAFRANE V6 24V (DOHC)	L7X-727 L7X-727 L7X-727 L7X-700 L7X-701 L7X-713		1999 1999 1999 1998 1998 1999		2003 2002 2002 2001 2001 2001	GASOLINA GASOLINA GASOLINA GASOLINA GASOLINA GASOLINA	2946 2946 2946 2946 2946 2946	207 194 194 194 194 194
ALPINE TURBO V6 AVANTIME V6 ESPACE V6 LAGUNA V6 LAGUNA V6 LAGUNA V6 SAFRANE V6 SAFRANE V6 SAFRANE V6	Z7X-744 Z7X-775 Z7X-775 Z7X-760 Z7X-765 Z7X-767 Z7X-722 Z7X-723 Z7X-753		1992 1996 1994 1994 1994 1992 1992 1992		1997 1998 1997 1997 1997 1998 1998 1998	GASOLINA GASOLINA GASOLINA GASOLINA GASOLINA GASOLINA GASOLINA GASOLINA GASOLINA	2963 2963 2963 2963 2963 2963 2963 2963 2963	250 170 170 170 170 170 167/170 167/170 167/170




				IMAGEM DA JUNTA DO CABEÇOTE
	CÓDIGO MAHLE	CÓDIGO METAL LEVE		
93,00 93,00 93,00	JA0010090/4 JUNTADO COLETOR ESCAPE JAA0010050/4 JUNTA ADMISSÃO	JA9360/4 JUNTADO COLETOR ESCAPE JAA9183/4 JUNTA ADMISSÃO	PF0010017*	
93,00 93,00 93,00 93,00	JA0010090/4 JUNTADO COLETOR ESCAPE JAA0010050/4 JUNTA ADMISSÃO	JA9360/4 JUNTADO COLETOR ESCAPE JAA9183/4 JUNTA ADMISSÃO	PF0010017*	
93,00 93,00	JA0010090/4 JUNTADO COLETOR ESCAPE JAA0010050/4 JUNTA ADMISSÃO	JA9360/4 JUNTADO COLETOR ESCAPE JAA9183/4 JUNTA ADMISSÃO	PF0010017*	
93,00 93,00	JA0010090/4 JUNTADO COLETOR ESCAPE JAA0010050/4 JUNTA ADMISSÃO	JA9360/4 JUNTADO COLETOR ESCAPE JAA9183/4 JUNTA ADMISSÃO	PF0010017*	
94,40 94,40	JA0010090/4 JUNTADO COLETOR ESCAPE JAA0010050/4 JUNTA ADMISSÃO JC0440020/4* 1,20 JC0440020/4* 1,30 JC0440020/4* 1,40 JC0440020/4* 1,50 JM0012400/4* S/ JUNTA CABEÇOTE JS0012400/4* S/ JUNTA CABEÇOTE	JA9360/4 JUNTADO COLETOR ESCAPE JAA9183/4 JUNTA ADMISSÃO J&RC-9358/4* 1,20 J&RC-9358/4* 1,30 J&RC-9358/4* 1,40 J&RC-9358/4* 1,50 J&RM-9630/4* S/ JUNTA CABEÇOTE J&RS-9536/4* S/ JUNTA CABEÇOTE	PF0010017*	
87,00 87,00 87,00 87,00 87,00	JS0440920/4	J&RS-9511/4		
93,00 93,00 93,00 93,00 93,00 93,00 93,00	JC0100530/6* JM0181050/6*	J&RC-9436/6* J&RM-9617/6*		



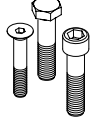
Descrição do Produto / Radical MAHLE / Radical Metal Leve: Junta do Coletor de Escape / JA / JA ;
 Junta do Coletor de Admissão / JAA / JAA; Junta do Coletor de Admissão e Escape / JAAE / JAAE;
 Junta do Câster / JAC / JAC; Junta da Tampa de Válvulas / JAV / JAV; Junta da Válvula Termostática / JAVT / JAVT;
 Junta do Cabeçote / JC / J&RC; Jogo de Juntas Inferior do Motor / JI / J&RI; Jogo de Juntas do Motor / JM / J&RM;
 Jogo de Juntas Superior do Motor / JS / J&RS; Jogo de Parafusos do Cabeçote / PF / PF;
 * Itens sob Consulta

		MÊS ANO			C.C.	POTÊNCIA (CV)		
		→	←					
213	EV2		1984		1989	GASOLINA	1342	70
216 16V 416 16V (SOHC)	D16A7 D16A7		1989 1990	9 9	1992 1992	GASOLINA GASOLINA	1590 1590	116 116
216 16V 216 16V 416 16V 416 16V (DOHC)	D16A8 D16A9 D16A8 D16A9		1990 1990 1990 1990		1995 1995 1994 1994	GASOLINA GASOLINA GASOLINA GASOLINA	1590 1590 1590 1590	122/130 122/130 122 122
216 16V 416 16V (SOHC)	D16A6 D16A6	10 10	1992 1992		1994 1994	GASOLINA GASOLINA	1590 1590	111 111
216 16V 416 16V (SOHC)	D16Y3 D16Y3		1995 1995		1996	GASOLINA GASOLINA	1590 1590	111 113
218 TD 218 TD 418 TD 418 TD TOURER TD TOURER TD	XUD7T XUDTE(A8A) XUD7T XUD7TE(A8A) XUD7T XUD7TE		1991 1991 1991 1991 1996 1996		1996 1996 1996 1996	DIESEL DIESEL DIESEL DIESEL DIESEL DIESEL	1769 1769 1769 1769 1769 1769	88 88 88 88 88 88
618 16V (SOHC)	F18A3	2	1996		1999	GASOLINA	1850	115
218 418	XUD9A(D9B) XUD9A(D9B)		1991 1991		1996 1996	DIESEL DIESEL	1905 1905	67 67
620 16V 620 SI 16V (SOHC)	F20Z2 F20Z1		1993 1993		1996 1997	GASOLINA GASOLINA	1997 1997	115 131
2400 TD	HR492HT		1982		1986	DIESEL	2393	95
825 V6 24V (DOHC)	KV6		1996		1999	GASOLINA	2497	175
75 V6 24V MG ZS-180 V6 24V MG ZT V6 24V (DOHC)	KV6 KV6 KV6	10 9	1998 2001 2001			GASOLINA GASOLINA GASOLINA	2497 2497 2497	175 177 190
825 TD 825 TD	4258L1RR 4924SHIRG		1992 1990		1995 1991	DIESEL DIESEL	2499 2499	118 118
825 TD	425SLIER		1996		1999	DIESEL	2499	121
MG R V8 (No: 35D08928B->),(No: 36D25155B->) (No: 37D02932B->),(No: 38D27238B->)	40D	9	1992	12	1995	GASOLINA	3947	190




				IMAGEM DA JUNTA DO CABEÇOTE
	CÓDIGO MAHLE	CÓDIGO METAL LEVE		
74,00	JAC0510790/4* JUNTA TAMPA DO CÂRTER	JAC9501/4* JUNTA TAMPA DO CÂRTER		
75,00 75,00	JAC0510790/4* JUNTA TAMPA DO CÂRTER JS0510620/4*	JAC9501/4* JUNTA TAMPA DO CÂRTER J&RS-9332/4*		
75,00 75,00 75,00 75,00	JAC0510790/4* JUNTA TAMPA DO CÂRTER JC0510790/4*	JAC9501/4* JUNTA TAMPA DO CÂRTER J&RC-9501/4*		
75,00 75,00	JAC0510790/4* JUNTA TAMPA DO CÂRTER JS0510640/4*	JAC9501/4* JUNTA TAMPA DO CÂRTER J&RS-9334/4*		
75,00 75,00	JAC0510790/4* JUNTA TAMPA DO CÂRTER	JAC9501/4* JUNTA TAMPA DO CÂRTER		
80,00 80,00 80,00 80,00 80,00 80,00	JS0440200/4* S/ JUNTA CABEÇOTE	J&RS-2377/4* S/ JUNTA CABEÇOTE		
85,00	JAV0510760/4* JUNTA TAMPA VÁLVULA	JAV9498/4* JUNTA TAMPA VÁLVULA		
83,00 83,00	JS0440200/4* S/ JUNTA CABEÇOTE	J&RS-2377/4* S/ JUNTA CABEÇOTE	PF0440012*	
85,00 85,00	JAV0510760/4* JUNTA TAMPA VÁLVULA	JAV9498/4* JUNTA TAMPA VÁLVULA		
92,00			PF0590001*	
80,00	JC2110150/4* JS2110150/4*	J&RC-9544/4* J&RS-9544/4*	PF2110075*	
80,00 80,00 80,00	JM2180220/3* JS2180220/3*	J&RM-9549/3* J&RS-9549/3*	PF2110075*	
92,00 92,00			PF0590001*	
92,00	JAV1980240/4* JUNTA TAMPA VÁLVULA JC0590010/4* 1,42 JC0590010/4* 1,52 JC0590010/4* 1,62 JM0590010/4* S/ JUNTA CABEÇOTE JS0590010/4* S/ JUNTA CABEÇOTE	JAV9486/4* JUNTA TAMPA VÁLVULA J&RC-9357/4* 1,42 J&RC-9357/4* 1,52 J&RC-9357/4* 1,62 J&RM-9357/4* S/ JUNTA CABEÇOTE J&RS-9357/4* S/ JUNTA CABEÇOTE	PF0590001*	
94,00	JC2180210/4*	J&RC-9548/4*		



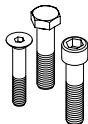






Descrição do Produto / Radical MAHLE / Radical Metal Leve: Junta do Coletor de Escape / JA / JA ;
 Junta do Coletor de Admissão / JAA / JAA; Junta do Coletor de Admissão e Escape / JAAE / JAAE;
 Junta do Câster / JAC / JAC; Junta da Tampa de Válvulas / JAV / JAV; Junta da Válvula Termostática / JAVT / JAVT;
 Junta do Cabeçote / JC / J&RC; Jogo de Juntas Inferior do Motor / JI / J&RI; Jogo de Juntas do Motor / JM / J&RM;
 Jogo de Juntas Superior do Motor / JS / J&RS; Jogo de Parafusos do Cabeçote / PF / PF;
 * Itens sob Consulta

		MÊS ANO			c.c.	POTÊNCIA (CV)
		→	←			
9-3 SPORT SEDAN 16V (DOHC)	Z18XE	2003	2005	GASOLINA	1796	122




				IMAGEM DA JUNTA DO CABEÇOTE
	CÓDIGO MAHLE	CÓDIGO METAL LEVE		
80,50			PF0140070*	



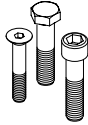





Descrição do Produto / Radical MAHLE / Radical Metal Leve: Junta do Coletor de Escape / JA / JA ;
 Junta do Coletor de Admissão / JAA / JAA; Junta do Coletor de Admissão e Escape / JAAE / JAAE;
 Junta do Câster / JAC / JAC; Junta da Tampa de Válvulas / JAV / JAV; Junta da Válvula Termostática / JAVT / JAVT;
 Junta do Cabeçote / JC / J&RC; Jogo de Juntas Inferior do Motor / JI / J&RI; Jogo de Juntas do Motor / JM / J&RM;
 Jogo de Juntas Superior do Motor / JS / J&RS; Jogo de Parafusos do Cabeçote / PF / PF;
 * Itens sob Consulta

		MÊS ANO			c.c.	POTÊNCIA (CV)
		→	←			
G82,P82,F92,G92,K92,P92,R92 G82,P82,F92,G92,K92,P92,R92 G82,P82,F92,G92,K92,P92,R92 T92,F93,G93,K93,P93,R93,T93 T92,F93,G93,K93,P93,R93,T93 T92,F93,G93,K93,P93,R93,T93	DN9 DS9 DSC9 DS9 DN9 DSC9	1985 1985 1985 1985 1985 1985	1996 1996 1996 1996 1996 1996	DIESEL DIESEL DIESEL DIESEL DIESEL DIESEL	8475 8475 8475 8475 8475 8475	204/282 204/282 204/282 204/282 204/282 204/282
L111 L112 (COM ANEL DA CAMISA)	DN/DS/DSC11 DN/DS/DSC11		9 9	1989 1989	DIESEL DIESEL	
L112 L113 HW (COM ANEL DA CAMISA)	DN/DS/DSC11 DN/DS/DSC11	9 9	1989 1989	DIESEL DIESEL		
LK140 LK141	DS14 DS14		1974 1974	DIESEL DIESEL		
(SEM ANEL DA CAMISA)	DSC124		1992	1998	DIESEL	360
(SEM ANEL DA CAMISA)	DSC124		1998	2002	DIESEL	360/400
(SEM ANEL DA CAMISA)	DSC124		2002		DIESEL	360/380/420




				IMAGEM DA JUNTA DO CABEÇOTE
	CÓDIGO MAHLE	CÓDIGO METAL LEVE		
115,00 115,00 115,00 115,00 115,00 115,00	JAV0760115/6* JUNTA TAMPA VÁLVULA	JAV9372/6* JUNTA TAMPA VÁLVULA		
	JC76540/3 JM76540/6 C/RET. JS76540/6	J&RC-1253/3 J&RM-1253/6 C/RET. J&RS-1253/6		
	JC76540/3 JM76550/6 C/RET. JS76550/6	J&RC-1253/3 J&RM-1800/6 C/RET. J&RS-1800/6		
	JC76061/1 JM76061/8 C/RET. JS76061/1	J&RC-9022/1 J&RM-9022/8 C/RET. J&RS-9022/1		
	JC76650/1 JM76650/6 JS76650/1	J&RC-9113/1 J&RM-9113/6 J&RS-9113/1		
	JC76650/1 JM76655/6 JS76655/1	J&RC-9113/1 J&RM-9303/6 J&RS-9303/1		
	JC76670/1 JM76670/6 JS76670/1 JAVI760670/6 JUNTA TAMPA VÁLVULA	J&RC-9119/1 J&RM-9119/6 J&RS-9119/1 JAVI9119/6 JUNTA TAMPA VÁLVULA		



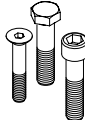







Descrição do Produto / Radical MAHLE / Radical Metal Leve: Junta do Coletor de Escape / JA / JA ;
 Junta do Coletor de Admissão / JAA / JAA; Junta do Coletor de Admissão e Escape / JAAE / JAAE;
 Junta do Câster / JAC / JAC; Junta da Tampa de Válvulas / JAV / JAV; Junta da Válvula Termostática / JAVT / JAVT;
 Junta do Cabeçote / JC / J&RC; Jogo de Juntas Inferior do Motor / JI / J&RI; Jogo de Juntas do Motor / JM / J&RM;
 Jogo de Juntas Superior do Motor / JS / J&RS; Jogo de Parafusos do Cabeçote / PF / PF;
 * Itens sob Consulta

		MÊS ANO					C.C.	POTÊNCIA (CV)
		→		←				
		Mês	Ano	Mês	Ano			
AROSA AROSA CORDOBA IBIZA (DOHC)	AER ALL AER AER	2 8 6 9	1997 1997 1997 1996	9 5 6 6	1999 1999 1999 1999	GASOLINA GASOLINA GASOLINA GASOLINA	999 999 999 999	50 50 50 50
CORDOBA 16V CORDOBA 16V IBIZA 16V IBIZA 16V (DOHC)	AST AVZ AST AVZ	6 5 6 5	2000 2000 2000 2000	8 8 5 5	2002 2002 2002 2002	GASOLINA GASOLINA GASOLINA GASOLINA	999 999 999 999	70 70 70 70
TERRA D	MN		1990		1994	DIESEL	1272	45
AROSA 16V CORDOBA 16V IBIZA 16V LEON 16V LEON 16V TOLEDO 16V (DOHC)	AFK APE APE AHW APE AHW	2 9 9 1 11 1	2000 1999 1999 2000 1999 2000	9 6 6 5 5 5	2000 2000 2000 2002 2000 2002	GASOLINA GASOLINA GASOLINA GASOLINA GASOLINA GASOLINA	1390 1390 1390 1390 1390 1390	100 75 75 75 75 75
AROSA 16V AROSA 16V (DOHC)	AQQ AUB	10 9	1999 2000	9 6	2000 2004	GASOLINA GASOLINA	1390 1390	100 100
CORDOBA 16V CORDOBA 16V CORDOBA 16V IBIZA 16V IBIZA 16V IBIZA 16V IBIZA 16V INCA 16V (DOHC)	AQQ AUA AUB AQQ AUA AUB BBY AUA	2 2 7 2 2 7 1 2	2000 2000 2000 2000 2000 2000 2002 2000	12 8 8 7 5 5 4 6	2002 2002 2002 2000 2002 2002 2004 2003	GASOLINA GASOLINA GASOLINA GASOLINA GASOLINA GASOLINA GASOLINA GASOLINA	1390 1390 1390 1390 1390 1390 1390 1390	100 75 100 100 75 100 75 75
LEON 16V TOLEDO 16V (DOHC)	AXP AXP	6 6	2000 2000	2 2	2002 2002	GASOLINA GASOLINA	1390 1390	75 75
CORDOBA 16V CORDOBA 16V CORDOBA 16V IBIZA 16V IBIZA 16V LEON 16V (DOHC)	BBY BBZ BKY BBZ BKY BCA	9 10 5 4 5 2	2002 2002 2004 2002 2004 2002	4 4 4 10	2004 2004 2004 2005	GASOLINA GASOLINA GASOLINA GASOLINA GASOLINA GASOLINA	1390 1390 1390 1390 1390 1390	75 100 75 100 75 75
ALTEA 16V CORDOBA 16V IBIZA 16V LEON 16V TOLEDO 16V (DOHC)	BXW BXW BXW BXW BXW	5 5 5 5 5	2006 2006 2006 2006 2006	11 11 11 6	2009 2009 2009 2007	GASOLINA GASOLINA GASOLINA GASOLINA GASOLINA	1390 1390 1390 1390 1390	86 86 86 86 86
ALTEA 16V IBIZA 16V LEON 16V (DOHC)	CGGB CGGB CGGB	5 5 5	2010 2010 2010			GASOLINA GASOLINA GASOLINA	1390 1390 1390	85 85 85
TERRA D	1W		1990		1994	DIESEL	1398	49
TERRA D	1W	10	1999	6	2004	DIESEL	1398	49
CORDOBA IBIZA LEON TOLEDO	APF,AKL,AEH APF,AKL,AEH AKL,AEH AKL,AEH	6 6 11 10	1999 1999 1999 1998	8 5 10 7	2002 2002 2005 2004	GASOLINA GASOLINA GASOLINA GASOLINA	1595 1595 1595 1595	100 100 100 100
IBIZA	AUR	7	2000	5	2002	GASOLINA	1595	100
CORDOBA	AUR	7	2000	8	2002	GASOLINA	1595	100
CORDOBA	BAH	4	2003			GASOLINA	1595	100
IBIZA	BAH	4	2003			GASOLINA	1595	100




				IMAGEM DA JUNTA DO CABEÇOTE
	CÓDIGO MAHLE	CÓDIGO METAL LEVE		
67,10 67,10 67,10 67,10			PF0700093*	
67,10 67,10 67,10 67,10	JAV0700110/4 JUNTA TAMPA VÁLVULA	JAV9331/4 JUNTA TAMPA VÁLVULA	PF0700093*	
75,00			PF0700004*	
76,50 76,50 76,50 76,50 76,50			PF0700093*	
76,50 76,50			PF0700093*	
76,50 76,50 76,50 76,50 76,50 76,50 76,50			PF0700093*	
76,50 76,50			PF0700093*	
76,50 76,50 76,50 76,50 76,50			PF0700093*	
76,50 76,50 76,50			PF0700093*	
76,50 76,50 76,50			PF0700093*	
76,50 76,50 76,50			PF0700093*	
75,00			PF0700004*	
75,00			PF0700004*	
81,00 81,00 81,00 81,00	JC0700140/4 JM0700140/4* JS0700140/4	J&RC-9356/4 J&RM-9356/4* J&RS-9356/4	PF0700076*	
81,00	JC0700140/4	J&RC-9356/4	PF0700076*	
81,00	JC0700140/4	J&RC-9356/4	PF0700076*	
76,50	JC0700630/4	J&RC-9298/4		
76,50	JC0700630/4	J&RC-9298/4		



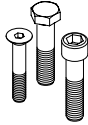
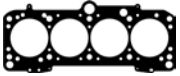




Descrição do Produto / Radical MAHLE / Radical Metal Leve: Junta do Coletor de Escape / JA / JA ;
 Junta do Coletor de Admissão / JAA / JAA; Junta do Coletor de Admissão e Escape / JAAE / JAAE;
 Junta do Carter / JAC / JAC; Junta da Tampa de Válvulas / JAV / JAV; Junta da Válvula Termostática / JAVT / JAVT;
 Junta do Cabeçote / JC / J&RC; Jogo de Juntas Inferior do Motor / JI / J&RI; Jogo de Juntas do Motor / JM / J&RM;
 Jogo de Juntas Superior do Motor / JS / J&RS; Jogo de Parafusos do Cabeçote / PF / PF;
 * Itens sob Consulta

		MÊS ANO					C.C.	POTÊNCIA (CV)
		→			←			
ALTEA	BGU	3	2004	5	2005	GASOLINA	1595	100
ALTEA	BSE	5	2005	5	2006	GASOLINA	1595	102
ALTEA	BSF	5	2005	5	2006	GASOLINA	1595	102
ALTEA	CCSA	12	2007			GASOLINA	1595	102
LEON	BFQ	10	2005	6	2006	GASOLINA	1595	102
LEON	BSE	7	2005			GASOLINA	1595	102
LEON	BSF	7	2005			GASOLINA	1595	102
LEON	CCSA	5	2010	11	2010	GASOLINA	1595	102
TOLEDO	BGU	9	2004	5	2005	GASOLINA	1595	102
TOLEDO	BQU	9	2004			GASOLINA	1595	100
TOLEDO	BSE	5	2005			GASOLINA	1595	102
TOLEDO	BSF	5	2005			GASOLINA	1595	102
TOLEDO	CCSA	12	2007			GASOLINA	1595	102
ALTEA	CHGA	9	2009			GASOLINA	1595	102
LEON	CHGA	12	2009			GASOLINA	1595	102
CORDOBA 16V	BTS	11	2006	11	2009	GASOLINA	1598	105
IBIZA 16V (DOHC)	BTS	11	2006	11	2009	GASOLINA	1598	105
INCA SDI (No: <9K-W-017-006)	AHB	7	1996	9	2000	DIESEL	1716	58
INCA SDI (No: 9K-W-017-007>)	AHB	7	1996	9	2000	DIESEL	1716	58
AROSA SDI	AKU	8	1997	10	2003	DIESEL	1716	60
CORDOBA	ABS	8	1993	7	1994	GASOLINA	1781	90
IBIZA	ABS	8	1993	7	1994	GASOLINA	1781	90
TOLEDO (No: <935645)	ABS	8	1993	7	1994	GASOLINA	1781	90
ALHAMBRA TURBO 20V	AJH	5	1998	2	2000	GASOLINA	1781	150
LEON TURBO 20V	AJQ	3	2000	1	2001	GASOLINA	1781	180
LEON TURBO 20V (DOHC)	APP	8	1999	12	2000	GASOLINA	1781	180
LEON 20V	AGN	11	1999	12	2003	GASOLINA	1781	125
LEON TURBO 20V	APG	6	2000	10	2005	GASOLINA	1781	125
TOLEDO 20V	AGN	10	1998	12	2003	GASOLINA	1781	125
TOLEDO 20V (DOHC)	APG	6	2000	7	2004	GASOLINA	1781	125
CORDOBA 20V	AQX	12	1999	10	2000	GASOLINA	1781	155
CORDOBA 20V	AYP	9	2000	8	2002	GASOLINA	1781	155
IBIZA 20V	AQX	12	1999	10	2000	GASOLINA	1781	155
IBIZA 20V	AYP	9	2000	5	2002	GASOLINA	1781	155
LEON TURBO 20V	ARY	9	2000	4	2004	GASOLINA	1781	180
LEON TURBO 20V (DOHC)	AUQ	9	2000	10	2005	GASOLINA	1781	180
ALHAMBRA 20V	AWC	6	2000			GASOLINA	1781	150
IBIZA 20V	BBU	5	2004			GASOLINA	1781	179
IBIZA 20V	BJX	12	2003			GASOLINA	1781	150
IBIZA 20V	BKV	12	2003	5	2008	GASOLINA	1781	150
IBIZA 20V	BLZ	6	2004	2	2008	GASOLINA	1781	179
LEON 20V	AMK	5	2002	5	2003	GASOLINA	1781	209
LEON 20V	BAM	5	2003	6	2006	GASOLINA	1781	225
TOLEDO 20V (DOHC)	AUQ	5	2001	7	2004	GASOLINA	1781	180
EXEO 20V (DOHC)	CFMA	3	2009			GASOLINA	1781	150
TOLEDO D	1Y	5	1991	3	1999	DIESEL	1896	68
TOLEDO TD	AAZ	5	1991	4	1997	DIESEL	1896	75
CORDOBA D	1Y,AAZ	2	1993		1999	DIESEL	1896	64/75
CORDOBA TD	1Y,AAZ	2	1993		1999	DIESEL	1896	64/75
IBIZA D	1Y,AAZ	2	1993		1999	DIESEL	1896	64/75
IBIZA TD	1Y,AAZ	2	1993		1999	DIESEL	1896	64/75
INCA D	1Y	11	1995	6	2003	DIESEL	1896	64
TOLEDO D	1Y,AAZ		1994		1998	DIESEL	1896	64/75
TOLEDO TD (No: <1Y-580000)	1Y,AAZ		1994		1998	DIESEL	1896	64/75
(No: <AAZ-678000)								
CORDOBA D	1Y,AAZ		1996		1999	DIESEL	1896	64/75
CORDOBA TD	1Y,AAZ		1996		1999	DIESEL	1896	64/75
IBIZA D	1Y,AAZ		1996		1999	DIESEL	1896	64/75
IBIZA TD	1Y,AAZ		1996		1999	DIESEL	1896	64/75
TOLEDO D	1Y,AAZ		1997		1999	DIESEL	1896	64/75
TOLEDO TD (No: 1Y-580001>)	1Y,AAZ		1997		1999	DIESEL	1896	64/75
(No: AAZ-678001>)								

				IMAGEM DA JUNTA DO CABEÇOTE
	CÓDIGO MAHLE	CÓDIGO METAL LEVE		
81,00 81,00 81,00 81,00 81,00 81,00 81,00 81,00 81,00 81,00 81,00 81,00	JC0700140/4	J&RC-9356/4	PF0700076*	
81,00 81,00	JC0700140/4	J&RC-9356/4	PF0700076*	
76,50 76,50			PF0700093*	
79,50			PF0700004*	
79,50			PF0700004*	
79,50			PF0700004*	
81,00 81,00 81,00	JS0701110/4	J&RS-9386/4		
81,00 81,00 81,00	JAV0701060/4* JUNTA TAMPA VÁLVULA JM0701060/4* JS0701060/4	JAV9381/4* JUNTA TAMPA VÁLVULA J&RM-9381/4* J&RS-9381/4	PF0700077*	
81,00 81,00 81,00 81,00 81,00	JAV0701060/4* JUNTA TAMPA VÁLVULA JM0701070/4* JS0701070/4*	JAV9381/4* JUNTA TAMPA VÁLVULA J&RM-9382/4* J&RS-9382/4*	PF0700077* PF0700094*	
81,00 81,00 81,00 81,00 81,00 81,00	JAV0701060/4* JUNTA TAMPA VÁLVULA	JAV9381/4* JUNTA TAMPA VÁLVULA	PF0700094*	
81,00 81,00 81,00 81,00 81,00 81,00 81,00	JAV0701060/4* JUNTA TAMPA VÁLVULA	JAV9381/4* JUNTA TAMPA VÁLVULA	PF0700094*	
81,00	JAV0701060/4* JUNTA TAMPA VÁLVULA	JAV9381/4* JUNTA TAMPA VÁLVULA	PF0700094*	
79,50 79,50			PF0700004*	
79,50 79,50 79,50 79,50 79,50 79,50 79,50	JC0700040/4* 1,61	J&RC-9624/4* 1,61	PF0700004*	
79,50 79,50 79,50 79,50 79,50 79,50	JC0700040/4* 1,61	J&RC-9624/4* 1,61	PF0700004*	




Descrição do Produto / Radical MAHLE / Radical Metal Leve: Junta do Coletor de Escape / JA / JA ;
 Junta do Coletor de Admissão / JAA / JAA; Junta do Coletor de Admissão e Escape / JAAE / JAAE;
 Junta do Carter / JAC / JAC; Junta da Tampa de Válvulas / JAV / JAV; Junta da Válvula Termostática / JAVT / JAVT;
 Junta do Cabeçote / JC / J&RC; Jogo de Juntas Inferior do Motor / JI / J&RI; Jogo de Juntas do Motor / JM / J&RM;
 Jogo de Juntas Superior do Motor / JS / J&RS; Jogo de Parafusos do Cabeçote / PF / PF;
 * Itens sob Consulta



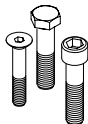










		MÊS ANO					C.C.	POTÊNCIA (CV)
		→			←			
ALHAMBRA TDI CORDOBA SDI CORDOBA TDI IBIZA SDI IBIZA TDI INCA SDI TOLEDO TDI (No: <1Z-770000) (No: <AFN-002000) (No: <AEY-002000)	1Z,AFN,AHU AEY,1Z,AFN AEY,1Z,AFN AEY,1Z,AFN AEY,1Z,AFN AEY 1Z,AFN,AHU	3 11 4	1996 1996 1996 1996 1996 1995 1994	2 9	2000 1996 1996 1996 1996 2000 1996	DIESEL DIESEL DIESEL DIESEL DIESEL DIESEL DIESEL	1896 1896 1896 1896 1896 1896 1896	90/110 64/90/110 64/90/110 64/90/110 64/90/110 64 90/110
ALHAMBRA TDI CORDOBA SDI CORDOBA TDI IBIZA SDI IBIZA TDI INCA SDI TOLEDO TDI (No: 1Z-770001>) (No: AFN-002001>) (No: AEY-002001>)	1Z,AHU,AFN AEY,1Z,AHU,AFN AEY,1Z,AHU,AFN AEY,1Z,AHU,AFN AEY,1Z,AHU,AFN AEY 1Z,AHU,AFN	3 7 7 7 7 11	1996 1996 1996 1996 1996 1995 1996	2 9	2000 1999 1999 1999 1999 2000 1998	DIESEL DIESEL DIESEL DIESEL DIESEL DIESEL DIESEL	1896 1896 1896 1896 1896 1896 1896	90/110 64/90/110 64/90/110 64/90/110 64/90/110 64 90/110
ALHAMBRA TDI	AVG	9	1997	2	2000	DIESEL	1896	110
CORDOBA SDI CORDOBA TDI IBIZA SDI IBIZA TDI LEON TDI TOLEDO TDI	AGP,AGR,AHF,ALH AGP,AGR,AHF,ALH AGP,AGR,AHF,ALH AGP,AGR,AHF,ALH ALH,GR,AHF ALH,AHF,AGR	4 4 4 4 11 10	1999 1999 1999 1999 1999 1998	8 8 5 5 10 7	2002 2002 2002 2002 2005 2004	DIESEL DIESEL DIESEL DIESEL DIESEL DIESEL	1896 1896 1896 1896 1896 1896	68/90/110 68/90/110 68/90/110 68/90/110 68/90/110 90/110
CORDOBA SDI CORDOBA SDI CORDOBA TDI CORDOBA TDI IBIZA SDI IBIZA SDI IBIZA TDI IBIZA TDI INCA SDI LEON SDI LEON TDI TOLEDO TDI	AQM ASY ASK ASV AQM ASY ASK ASV AYQ AQM ASV ASV	6 9 3 3 6 1 3 3 9 6 10 10	1999 2002 1999 1999 1999 2002 1999 1999 2000 2000 1999 1999	8 8 8 8 5 2002 5 6 10 10 7	2002 2002 2002 2002 2002 2003 2003 2003 2005 2005 2004	DIESEL DIESEL DIESEL DIESEL DIESEL DIESEL DIESEL DIESEL DIESEL DIESEL DIESEL DIESEL	1896 1896 1896 1896 1896 1896 1896 1896 1896 1896 1896 1896	68 64 110 110 68 64 110 110 64 68 110 110
ALHAMBRA CORDOBA IBIZA TOLEDO	ADY AGG AGG AGG	3 4 4 3	1996 1996 1996 1996	2 6 6 3	2000 1999 1999 1999	GASOLINA GASOLINA GASOLINA GASOLINA	1984 1984 1984 1984	115 115 115 115
ALHAMBRA CORDOBA CORDOBA CORDOBA IBIZA	ATM AZL AZL BBX AZL	6 7 9 4 7	2000 2002 2002 2003 2002			GASOLINA GASOLINA GASOLINA GASOLINA GASOLINA	1984 1984 1984 1984 1984	115 115 115 115 115
IBIZA	BBX	4	2003			GASOLINA	1984	115
IBIZA	CEKA	10	2008			GASOLINA	1984	115
CORDOBA 16V IBIZA 16V TOLEDO 16V (DOHC) (No: ABF 031252>)	ABF ABF ABF	7 6 3	1996 1996 1994	6 3	1999 1999 1999	GASOLINA GASOLINA GASOLINA	1985 1985 1985	150 150 150
131 D 132 D	OM615 OM615					DIESEL DIESEL	1988 1988	55 55
131 D (INJEÇÃO INDIRETA)	SOFIM					DIESEL	2445	72

				IMAGEM DA JUNTA DO CABEÇOTE
	CÓDIGO MAHLE	CÓDIGO METAL LEVE		
79,50 79,50 79,50 79,50 79,50 79,50 79,50			PF0700004*	
79,50 79,50 79,50 79,50 79,50 79,50 79,50			PF0700004*	
79,50			PF0700004*	
79,50 79,50 79,50 79,50 79,50			PF0700004*	
79,50 79,50 79,50 79,50 79,50 79,50 79,50 79,50 79,50 79,50 79,50			PF0700004*	
82,50 82,50 82,50 82,50	JC0700080/4 JM0700080/4 JS0700080/4	J&RC-9355/4 J&RM-9355/4 J&RS-9355/4		
82,50 82,50 82,50 82,50	JC0700110/4	J&RC-9331/4	PF0700076*	
82,50	JC0700110/4	J&RC-9331/4	PF0700076*	
82,50	JC0700110/4	J&RC-9331/4	PF0700076*	
82,50 82,50 82,50	JC0700080/4	J&RC-9355/4		
87,00 87,00			PF0480044*	
93,00	JAA0010050/4 JUNTA ADMISSÃO	JAA9183/4 JUNTA ADMISSÃO	PF0010017*	




Descrição do Produto / Radical MAHLE / Radical Metal Leve: Junta do Coletor de Escape / JA / JA ;
 Junta do Coletor de Admissão / JAA / JAA; Junta do Coletor de Admissão e Escape / JAAE / JAAE;
 Junta do Câter / JAC / JAC; Junta da Tampa de Válvulas / JAV / JAV; Junta da Válvula Termostática / JAVT / JAVT;
 Junta do Cabeçote / JC / J&RC; Jogo de Juntas Inferior do Motor / JI / J&RI; Jogo de Juntas do Motor / JM / J&RM;
 Jogo de Juntas Superior do Motor / JS / J&RS; Jogo de Parafusos do Cabeçote / PF / PF;



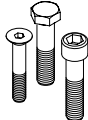





* Itens sob Consulta

		MÊS ANO					C.C.	POTÊNCIA (CV)
		→		←				
		Mês	Ano	Mês	Ano			
FABIA 16V FABIA 16V (DOHC)	AUA AUB	5 12	2000 1999	8 8	2003 2003	GASOLINA GASOLINA	1390 1390	75 100
OCTAVIA 16V OCTAVIA 16V (DOHC)	AXP BCA	8 1	2000 2002	1 5	2002 2006	GASOLINA GASOLINA	1390 1390	75 75
FABIA 16V (DOHC)	BBY	4	2002	5	2004	GASOLINA	1390	75
FABIA 16V (DOHC)	BBZ	5	2002	12	2007	GASOLINA	1390	100
FABIA 16V FABIA 16V FABIA 16V OCTAVIA 16V ROOMSTER 16V (DOHC)	BKY BUD BXW BUD BXW	5 5 1 5 5	2004 2006 2007 2006 2006	12 12 8	2007 2007 2010	GASOLINA GASOLINA GASOLINA GASOLINA GASOLINA	1390 1390 1390 1390 1390	75 80 80 86 86
OCTAVIA OCTAVIA	AEH AKL	2 8	1997 1998			GASOLINA GASOLINA	1595 1595	100 100
OCTAVIA OCTAVIA	AVU BFQ	8 4	2000 2002	4	2002	GASOLINA GASOLINA	1595 1595	102 102
OCTAVIA	BGU	5	2004	5	2005	GASOLINA	1595	101
OCTAVIA OCTAVIA OCTAVIA OCTAVIA OCTAVIA	BSE BSF CCSA CHGA CMXA	5 5 11 8 5	2005 2005 2007 2009 2010	5	2010	GASOLINA GASOLINA GASOLINA GASOLINA GASOLINA	1595 1595 1595 1595 1595	102 102 102 102 102
OCTAVIA 16V (DOHC)	BLF	2	2004	10	2008	GASOLINA	1598	115
FABIA 16V ROOMSTER 16V (DOHC)	BTS BTS	4 5	2007 2006	3 3	2010 2010	GASOLINA GASOLINA	1598 1598	105 105
OCTAVIA 20V (DOHC)	AGN	10	1996			GASOLINA	1781	125
OCTAVIA TURBO 20V OCTAVIA TURBO 20V (DOHC)	AGU ARZ	5 1	1998 2000	7	2000	GASOLINA GASOLINA	1781 1781	150 150
OCTAVIA TURBO 20V OCTAVIA TURBO 20V OCTAVIA TURBO 20V SUPERB TURBO 20V (DOHC)	ARX AUM AUQ AWT	8 8 12 12	2000 2000 2000 2001	5 1 3	2006 2006 2008	GASOLINA GASOLINA GASOLINA GASOLINA	1781 1781 1781 1781	150 150 180 150
FELICIA D FELICIA D FELICIA D	AEF AEF AEF	10 10 10	1995 1995 1995			DIESEL DIESEL DIESEL	1896 1896 1896	64 64 64
OCTAVIA SDI OCTAVIA TDI OCTAVIA TDI (No: <AGP-028000) (No: <AGR-151000) (No: <AHF-140000)	AGP AGR AHF	5 10 8	1997 1996 1997			DIESEL DIESEL DIESEL	1896 1896 1896	68 90 110
OCTAVIA SDI OCTAVIA TDI OCTAVIA TDI (No: AGP-028001>) (No: AGR-151001>) (No: AHF-140001>)	AGP AGR AHF	5 8	1997 1998 1997			DIESEL DIESEL DIESEL	1896 1896 1896	68 90 110
FABIA SDI OCTAVIA SDI OCTAVIA SDI OCTAVIA SDI	ASY ALH AQM ASV	11 8 8 10	1999 2000 2000 2000	3 3 12	2008 2010 2003	DIESEL DIESEL DIESEL DIESEL	1896 1896 1896 1896	64 90 68 110
OCTAVIA OCTAVIA OCTAVIA	APK AQY AZH	5 5 11	1999 1999 1999	9	2004	GASOLINA GASOLINA GASOLINA	1984 1984 1984	115 115 115
FABIA	AZL	12	1999	12	2007	GASOLINA	1984	115




				IMAGEM DA JUNTA DO CABEÇOTE
	CÓDIGO MAHLE	CÓDIGO METAL LEVE		
76,50 76,50			PF0700093*	
76,50 76,50			PF0700093*	
76,50			PF0700093*	
76,50			PF0700093*	
76,50 76,50 76,50 76,50			PF0700093*	
81,00 81,00	JC0700140/4 JM0700140/4* JS0700140/4	J&RC-9356/4 J&RM-9356/4* J&RS-9356/4	PF0700076*	
81,00 81,00	JC0700140/4	J&RC-9356/4	PF0700076*	
81,00	JC0700140/4	J&RC-9356/4	PF0700076*	
81,00 81,00 81,00 81,00	JC0700140/4	J&RC-9356/4	PF0700076*	
76,50			PF0700093*	
76,50 76,50			PF0700093*	
81,00	JAV0701060/4* JUNTA TAMPA VÁLVULA JM0701070/4* JS0701070/4*	JAV9381/4* JUNTA TAMPA VÁLVULA J&RM-9382/4* J&RS-9382/4*	PF0700077*	
81,00 81,00	JAV0701060/4* JUNTA TAMPA VÁLVULA JM0701060/4* JS0701060/4	JAV9381/4* JUNTA TAMPA VÁLVULA J&RM-9381/4* J&RS-9381/4	PF0700077*	
81,00 81,00 81,00 81,00	JAV0701060/4* JUNTA TAMPA VÁLVULA	JAV9381/4* JUNTA TAMPA VÁLVULA	PF0700094*	
79,50 79,50 79,50	JC0700040/4* 1,61	J&RC-9624/4* 1,61	PF0700004*	
79,50 79,50 79,50			PF0700004*	
79,50 79,50 79,50			PF0700004*	
79,50 79,50 79,50 79,50			PF0700004*	
82,50 82,50 82,50	JC0700110/4	J&RC-9331/4	PF0700076*	
82,50	JC0700110/4	J&RC-9331/4	PF0700076*	



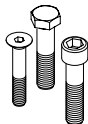





Descrição do Produto / Radical MAHLE / Radical Metal Leve: Junta do Coletor de Escape / JA / JA ;
 Junta do Coletor de Admissão / JAA / JAA; Junta do Coletor de Admissão e Escape / JAAE / JAAE;
 Junta do Carter / JAC / JAC; Junta da Tampa de Válvulas / JAV / JAV; Junta da Válvula Termostática / JAVT / JAVT;
 Junta do Cabeçote / JC / J&RC; Jogo de Juntas Inferior do Motor / JI / J&RI; Jogo de Juntas do Motor / JM / J&RM;
 Jogo de Juntas Superior do Motor / JS / J&RS; Jogo de Parafusos do Cabeçote / PF / PF;
 * Itens sob Consulta

		MÊS ANO					C.C.	POTÊNCIA (CV)
		→			←			
OCTAVIA	AQY	8	2000	3	2002	GASOLINA	1984	115
OCTAVIA	AEG	9	2000	1	2005	GASOLINA	1984	115
SUPERB	AZM	12	2001	3	2008	GASOLINA	1984	115
OCTAVIA	AZJ	3	2002	1	2006	GASOLINA	1984	115
SUPERB V6 30V SUPERB V6 30V (DOHC)	AMX BBG	12 6	2001 2002	3 3	2008 2008	GASOLINA GASOLINA	2771 2771	193 190




				IMAGEM DA JUNTA DO CABEÇOTE
	CÓDIGO MAHLE	CÓDIGO METAL LEVE		
82,50	JC0700110/4	J&RC-9331/4	PF0700076*	
82,50	JC0700110/4	J&RC-9331/4	PF0700076*	
82,50	JC0700110/4	J&RC-9331/4	PF0700076*	
82,50	JC0700110/4	J&RC-9331/4	PF0700076*	
82,50 82,50	JAV0701140/6* JUNTA TAMPA VÁLVULA JC0701140/6 JS0701140/6*	JAV9389/6* JUNTA TAMPA VÁLVULA J&RC-9389/6 J&RS-9389/6*		



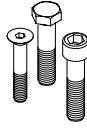









Descrição do Produto / Radical MAHLE / Radical Metal Leve: Junta do Coletor de Escape / JA / JA ;
 Junta do Coletor de Admissão / JAA / JAA; Junta do Coletor de Admissão e Escape / JAAE / JAAE;
 Junta do Câster / JAC / JAC; Junta da Tampa de Válvulas / JAV / JAV; Junta da Válvula Termostática / JAVT / JAVT;
 Junta do Cabeçote / JC / J&RC; Jogo de Juntas Inferior do Motor / JI / J&RI; Jogo de Juntas do Motor / JM / J&RM;
 Jogo de Juntas Superior do Motor / JS / J&RS; Jogo de Parafusos do Cabeçote / PF / PF;
 * Itens sob Consulta

		MÊS ANO			C.C.	POTÊNCIA (CV)	
		→	←				
KORANDO KJ 16V (DOHC)	MB161.940		1993	1996	GASOLINA	1998	129
KORANDO KJ 16V MUSSO MJ 16V (DOHC)	M161.970 M161(E23)		1996 1997	1999 2001	GASOLINA GASOLINA	2295 2295	140 140
ACTYON 16V CHAIRMAN 16V CHAIRMAN 16V REXTON 16V (DOHC)	G23D(161.951) M111.970 M111.974 G23D(M161)	7 7 7	2006 1997 1997 2001	2011 2006	GASOLINA GASOLINA GASOLINA GASOLINA	2295 2295 2295 2295	150 150 150 140
CHAIRMAN 24V CHAIRMAN 24V (DOHC)	MB104.942 MB104.945	7 8	1997 1999		GASOLINA GASOLINA	2799 2799	193 197
KORANDO KJ D MUSSO MJ D	OM662 OM662		1996 1995	1999 1999	DIESEL DIESEL	2874 2874	95 95
KORANDO KJ TDI MUSSO MJ TDI MUSSO SPORTS TDI REXTON TDI	OM662 OM662 OM622LA D29ST(662.925)	6 8	1997 1999 2004 2001	10 2000 2006 2006	DIESEL DIESEL DIESEL DIESEL	2874 2874 2874 2874	120 120 120 120
CHAIRMAN 24V REXTON 24V (DOHC)	MB104.992 G32D(M162)	7	1997 2001	2006	GASOLINA GASOLINA	3199 3199	220 220
KYRON 24V MUSSO 24V REXTON II 24V (DOHC)	G32D MB162.990 G32D	5	2006 1999 2006	4 2005	GASOLINA GASOLINA GASOLINA	3199 3199 3199	220 223 220
CHAIRMAN 24V (DOHC)	MB104.992	10	1998		GASOLINA	3606	272




				IMAGEM DA JUNTA DO CABEÇOTE
	CÓDIGO MAHLE	CÓDIGO METAL LEVE		
89,90	JC0481000/4* JS0481070/4*	J&RC-9434/4* J&RS-9631/4*	PF0480053*	
90,90 90,90	JS0481060/4	J&RS-9585/4	PF0480053*	
90,90 90,90 90,90 90,90			PF0480053*	
89,90 89,90	JAV0481050/6* JUNTA TAMPA VÁLVULA JM0481050/6*	JAV9582/6* JUNTA TAMPA VÁLVULA J&RM-9582/6*		
89,00 89,00			PF0480030*	
89,00 89,00 89,00 89,00			PF0480030*	
89,90 89,90	JAV0481050/6* JUNTA TAMPA VÁLVULA JM0481050/6*	JAV9582/6* JUNTA TAMPA VÁLVULA J&RM-9582/6*		
89,90 89,90 89,90	JAV0481050/6* JUNTA TAMPA VÁLVULA	JAV9582/6* JUNTA TAMPA VÁLVULA		
89,90	JAV0481050/6* JUNTA TAMPA VÁLVULA JM0481050/6*	JAV9582/6* JUNTA TAMPA VÁLVULA J&RM-9582/6*		



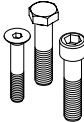

Descrição do Produto / Radical MAHLE / Radical Metal Leve: Junta do Coletor de Escape / JA / JA ;
 Junta do Coletor de Admissão / JAA / JAA; Junta do Coletor de Admissão e Escape / JAAE / JAAE;
 Junta do Câster / JAC / JAC; Junta da Tampa de Válvulas / JAV / JAV; Junta da Válvula Termostática / JAVT / JAVT;
 Junta do Cabeçote / JC / J&RC; Jogo de Juntas Inferior do Motor / JI / J&RI; Jogo de Juntas do Motor / JM / J&RM;
 Jogo de Juntas Superior do Motor / JS / J&RS; Jogo de Parafusos do Cabeçote / PF / PF;
 * Itens sob Consulta

		MÊS ANO					C.C.	POTÊNCIA (CV)
		→			←			
BALENO 16V ESCUDO 16V ESTEEM 16V GRAND VITARA 16V VITARA 16V (SOHC)	G16B G16B G16B G16B G16B	8 2	1996 1999 1995 2000 1998	5 9	2002 2003 2002 2005	GASOLINA GASOLINA GASOLINA GASOLINA GASOLINA	1590 1590 1590 1590 1590	99 117 98 99 94
APV CARRY SUPER CARRY	G16A G16A G16A	6 6 6	2005 2005 2005			GASOLINA GASOLINA GASOLINA	1590 1590 1590	92 92 69
BALENO 16V ESTEEM 16V SIDEKICK 16V SIDEKICK J LX SPORT 16V SIDEKICK JS SPORT 16V SIDEKICK JX SPORT 16V (DOHC)	G18 G18 G18 G18 G18 G18 G18		1997 1999 1996 1996 1998 1996		2000 1998 1998 1998	GASOLINA GASOLINA GASOLINA GASOLINA GASOLINA GASOLINA	1840 1840 1840 1840 1840 1840	121 121 121 1840 1840 1840
ESTEEM 16V (DOHC)			2001			GASOLINA	1840	122
VITARA D	XUD9		1995		1996	DIESEL	1905	68
BALENO TD ESTEEM TD SAMURAI TD VITARA TD	XUD9TE XUD9TE XUD9T(DHU) XUD9TE	4	1998 1998 1996	5	2002 2000 2001	DIESEL DIESEL DIESEL DIESEL	1905 1905 1905 1905	75 75 63 75
ESCUDO 16V (DOHC)	J20A		1997		2003	GASOLINA	1995	117
AERIO 16V AERIO GS 16V AERIO S 16V AERIO SX 16V GRAND VITARA 16V SX4 16V SX4 BASE 16V SX4 SPORT 16V VITARA 16V (DOHC)	J20A 121.7 CID (J20A) 121.7 CID (J20A) 121.7 CID (J20A) J20A J20A 121.7 CID 121.7 CID J20A	4 6	2002 2002 2002 2002 1998 2006 2009 2009 1998	8	2003 2003 2003 2005 2009 2009 2005	GASOLINA GASOLINA GASOLINA GASOLINA GASOLINA GASOLINA GASOLINA GASOLINA GASOLINA	1995 2000 2000 2000 1995 1995 1995 1995 1995	141 140 146 128
GRAND VITARA HDI VITARA HDI (No: <8331)	RHZ RHZ		2000 2000		2003	DIESEL DIESEL	1997 1997	110 110
GRAND VITARA HDI VITARA HDI (No: 8332>)	RHZ RHZ		2000 2000		2003	DIESEL DIESEL	1997 1997	110 110
VITARA V6 24V (DOHC)	H20A		1995		2000	GASOLINA	1998	136
VITARA TD	RF		1996		1998	DIESEL	1998	71/87
ESCUDO V6 24V (DOHC)	LE8		1997		2003	GASOLINA	2494	133




				IMAGEM DA JUNTA DO CABEÇOTE
	CÓDIGO MAHLE	CÓDIGO METAL LEVE		
75,00 75,00 75,00 75,00 75,00	JAV0080030/4* JUNTA TAMPA VÁLVULA JC0080030/4	JAV9324/4* JUNTA TAMPA VÁLVULA J&RC-9324/4		
75,00 75,00 75,00	JAV0080100/4* JUNTA TAMPA VÁLVULA JC0080100/4* JI0080100/4*	JAV9545/4* JUNTA TAMPA VÁLVULA J&RC-9545/4* J&RI-9545/4*		
84,00 84,00 84,00 78,00 78,00 78,00	JI0141060/6*	J&RI-9417/6*		
84,00	JI0141060/6* JS0141050/4	J&RI-9417/6* J&RS-9415/4		
83,00 83,00 83,00 83,00	JS0440200/4* S/ JUNTA CABEÇOTE JS0440200/4* S/ JUNTA CABEÇOTE	J&RS-2377/4* S/ JUNTA CABEÇOTE J&RS-2377/4* S/ JUNTA CABEÇOTE	PF0440012*	
84,00	JI0141060/6*	J&RI-9417/6*		
84,00 84,10 84,10 84,10 84,00 84,00 84,00 84,00	JI0141060/6* JS0141050/4 JC08040/4 C/ RET. JM08040/4 C/ RET.	J&RI-9417/6* J&RS-9415/4 J&RC-9325/4 C/ RET. J&RMR-9325/4 C/ RET.		
85,00 85,00	JC0440360/4* 1,30 JC0440360/4* 1,35 JC0440360/4* 1,40 JC0440360/4* 1,50 JM0440360/4* S/ JUNTA CABEÇOTE JS0440360/4* S/ JUNTA CABEÇOTE	J&RC-9453/4* 1,30 J&RC-9453/4* 1,35 J&RC-9453/4* 1,40 J&RC-9453/4* 1,50 J&RM-9453/4* S/ JUNTA CABEÇOTE J&RS-9453/4* S/ JUNTA CABEÇOTE		
85,00 85,00	JC0440360/4* 1,30 JC0440360/4* 1,35 JC0440360/4* 1,40 JC0440360/4* 1,50 JM0440710/4* S/ JUNTA CABEÇOTE JS0440710/4* S/ JUNTA CABEÇOTE	J&RC-9453/4* 1,30 J&RC-9453/4* 1,35 J&RC-9453/4* 1,40 J&RC-9453/4* 1,50 J&RM-9464/4* S/ JUNTA CABEÇOTE J&RS-9464/4* S/ JUNTA CABEÇOTE		
78,00	JC0080200/4* JI0141060/6* JM0080200/4*	J&RC-9550/4* J&RI-9417/6* J&RM-9550/4*		
86,00	JM0720030/4*	J&RM-9354/4*	PF2110003*	
84,00	JC0141060/6* JC0141061/6* JI0141060/6*	J&RC-9416/6* J&RC-9417/6* J&RI-9417/6*		



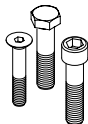
Descrição do Produto / Radical MAHLE / Radical Metal Leve: Junta do Coletor de Escape / JA / JA ;
 Junta do Coletor de Admissão / JAA / JAA; Junta do Coletor de Admissão e Escape / JAAE / JAAE;
 Junta do Câter / JAC / JAC; Junta da Tampa de Válvulas / JAV / JAV; Junta da Válvula Termostática / JAVT / JAVT;
 Junta do Cabeçote / JC / J&RC; Jogo de Juntas Inferior do Motor / JI / J&RI; Jogo de Juntas do Motor / JM / J&RM;
 Jogo de Juntas Superior do Motor / JS / J&RS; Jogo de Parafusos do Cabeçote / PF / PF;
 * Itens sob Consulta

		MÊS ANO			c.c.	POTÊNCIA (CV)
		→	←			
GRAND VITARA BASE 24V	H25A	2003	2003	GASOLINA	2500	
GRAND VITARA EX 24V	H25A	2004	2005	GASOLINA	2500	
GRAND VITARA JLS 24V	H25A	2000	2002	GASOLINA	2500	
GRAND VITARA JLS PLUS 24V	H25A	2000	2001	GASOLINA	2500	
GRAND VITARA JLS PLUS SE 24V	H25A	2001	2001	GASOLINA	2500	
GRAND VITARA JLX 24V	H25A	1999	2002	GASOLINA	2500	
GRAND VITARA JLX PLUS 24V	H25A	1999	2001	GASOLINA	2500	
GRAND VITARA JLX PLUS SE 24V	H25A	2001	2001	GASOLINA	2500	
GRAND VITARA JS 24V	H25A	1999	1999	GASOLINA	2500	
GRAND VITARA JS PLUS 24V	H25A	1999	1999	GASOLINA	2500	
GRAND VITARA LIMITED 24V	H25A	2000	2002	GASOLINA	2500	
GRAND VITARA LX 24V	H25A	2004	2005	GASOLINA	2500	
GRAND VITARA V6 24V	H25A	1998	2001	GASOLINA	2494	144
VITARA LX 24V	H25A	2004	2004	GASOLINA	2500	
VITARA V6 24V (DOHC)	H25A	1998	2001	GASOLINA	2494	144
GRAND ESCUDO V6 24V	H27A	2001	2005	GASOLINA	2736	173
GRAND VITARA XL7 V6 24V (DOHC)	H27A	2001	2005	GASOLINA	2736	173




				IMAGEM DA JUNTA DO CABEÇOTE
	CÓDIGO MAHLE	CÓDIGO METAL LEVE		
84,00 84,00 84,00 84,00 84,00 84,00 84,00 84,00 84,00 84,00 84,00 84,00 84,00 84,00	JC0141060/6* JC0141061/6* JI0141060/6* JS0141060/6*	J&RC-9416/6* J&RC-9417/6* J&RI-9417/6* J&RS-9417/6*		
88,00 88,00	JI0141060/6*	J&RI-9417/6*		



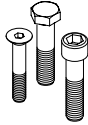






Descrição do Produto / Radical MAHLE / Radical Metal Leve: Junta do Coletor de Escape / JA / JA ;
 Junta do Coletor de Admissão / JAA / JAA; Junta do Coletor de Admissão e Escape / JAAE / JAAE;
 Junta do Câster / JAC / JAC; Junta da Tampa de Válvulas / JAV / JAV; Junta da Válvula Termostática / JAVT / JAVT;
 Junta do Cabeçote / JC / J&RC; Jogo de Juntas Inferior do Motor / JI / J&RI; Jogo de Juntas do Motor / JM / J&RM;
 Jogo de Juntas Superior do Motor / JS / J&RS; Jogo de Parafusos do Cabeçote / PF / PF;
 * Itens sob Consulta

		MÊS ANO			c.c.	POTÊNCIA (CV)
		→	←			
HORIZON	XUD7	1984	1986	DIESEL	1769	60
HORIZON	XUD9	1983	1986	DIESEL	1905	65




				IMAGEM DA JUNTA DO CABEÇOTE
	CÓDIGO MAHLE	CÓDIGO METAL LEVE		
80,00	JS0440200/4* S/ JUNTA CABEÇOTE	J&RS-2377/4* S/ JUNTA CABEÇOTE	PF0440012*	
83,00	JS0440200/4* S/ JUNTA CABEÇOTE	J&RS-2377/4* S/ JUNTA CABEÇOTE	PF0440012*	



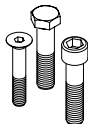





Descrição do Produto / Radical MAHLE / Radical Metal Leve: Junta do Coletor de Escape / JA / JA ;
 Junta do Coletor de Admissão / JAA / JAA; Junta do Coletor de Admissão e Escape / JAAE / JAAE;
 Junta do Câter / JAC / JAC; Junta da Tampa de Válvulas / JAV / JAV; Junta da Válvula Termostática / JAVT / JAVT;
 Junta do Cabeçote / JC / J&RC; Jogo de Juntas Inferior do Motor / JI / J&RI; Jogo de Juntas do Motor / JM / J&RM;
 Jogo de Juntas Superior do Motor / JS / J&RS; Jogo de Parafusos do Cabeçote / PF / PF;
 * Itens sob Consulta

		MÊS ANO			C.C.	POTÊNCIA (CV)		
		→	←					
COROLLA 16V (DOHC)	4E-FE		1990		1997	GASOLINA	1332	88
COROLLA 16V (DOHC)	4E-FE		1990		1997	GASOLINA	1332	88
STARLET 16V (DOHC)	4E-FE		1990		1997	GASOLINA	1332	88
STARLET 16V (DOHC)	4E-FE		1990		1997	GASOLINA	1332	88
COROLLA 16V STARLET 16V (DOHC)	4E-FE 4E-FE	4 1	1997 1996	10 7	1999 1999	GASOLINA GASOLINA	1332 1332	86 88
AURIS 16V COROLLA 16V (DOHC)	4ZZ-FE 4ZZ-FE	3 5	2007 2000		2001	GASOLINA GASOLINA	1398 1398	97 97
COROLLA II 16V PASEO 16V PASEO BASE 16V TERCEL 16V (DOHC)	5E-FE 5E-FE 5EFE 5E-FE	9 4 9	1990 1991 1992 1990	4 8 4	1995 1995 1995 1995	GASOLINA GASOLINA GASOLINA GASOLINA	1496 1496 1497 1496	115 115 115 115
TERCEL 16V TERCEL CE 16V TERCEL DX 16V TERCEL STD 16V (DOHC)	5E-FE 5EFE 5EFE 5EFE	8	1995 1997 1995 1995		1998 1999 1996 1996	GASOLINA GASOLINA GASOLINA GASOLINA	1496 1497 1497 1497	90
PASEO 16V PASEO BASE 16V PASEO CONVERTIBLE 16V (DOHC)	5E-FE 5EFE 5EFE	8	1995 1995 1997	7	1999 1998 1998	GASOLINA GASOLINA GASOLINA	1496 1497 1497	90
COROLLA 16V LEVIN 16V SOLUNA 16V SPRINTER 16V TRUENO 16V (DOHC)	5A-FE 5A-FE 5A-FE 5A-FE 5A-FE	6 6 12 6 6	1991 1991 1996 1991 1991		7 2003	GASOLINA GASOLINA GASOLINA GASOLINA GASOLINA	1498 1498 1498 1498 1498	95 95 95 95 95
CARINA FF 16V SOLUNA 16V (DOHC)	5A-FE 5A-FE	8 12	1992 1996			GASOLINA GASOLINA	1498 1498	95 95
MR2 16V MR2 16V MR2 GT 16V (DOHC)	4A-GELC 4A-GEU 4AGELC		1984 1984 1985		1989 1989 1989	GASOLINA GASOLINA GASOLINA	1587 1587 1587	130 130
CELICA 16V (DOHC)	4A-GELC		1984		1989	GASOLINA	1587	130
COROLLA 16V COROLLA FX16 16V COROLLA FX16 GTS 16V (DOHC)	4A-GELC 4AGELC 4AGELC		1984 1987 1987		1989 1988 1988	GASOLINA GASOLINA GASOLINA	1587 1587 1587	130
COROLLA 16V MR2 16V MR2 SUPER CHARGED SUPERCHARGED 16V SPRINTER 16V (DOHC)	4A-GZE 4A-GZE 4AGZE 4A-GZE	5 8 5	1987 1987 1988 1987	5 12 5	1989 1989 1989 1989	GASOLINA GASOLINA GASOLINA GASOLINA	1587 1587 1587 1587	115 115 115 115
CARINA II 16V CARINA II 16V CELICA 16V CELICA ST 16V (DOHC)	4A-F 4A-FE 4A-FE 4AFE	12 12 10	1987 1987 1989 1990	3 3 11	1992 1992 1993 1993	GASOLINA GASOLINA GASOLINA GASOLINA	1587 1587 1587 1587	120 120 105



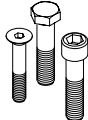









				IMAGEM DA JUNTA DO CABEÇOTE
	CÓDIGO MAHLE	CÓDIGO METAL LEVE		
74,00	JC0631400/4*	J&RC-9569/4*	PF0630062*	
74,00	JC0631400/4*	J&RC-9569/4*	PF0630062*	
74,00	JC0631400/4*	J&RC-9569/4*	PF0630062*	
74,00	JC0631400/4*	J&RC-9569/4*	PF0630062*	
74,00 74,00	JC0631400/4*	J&RC-9569/4*	PF0630062*	
79,00 79,00	JAV0141070/4* JUNTA TAMPA VÁLVULA	JAV9418/4* JUNTA TAMPA VÁLVULA		
74,00 74,00 74,00 74,00	JC0631400/4*	J&RC-9569/4*	PF0630062*	
74,00 74,00 74,00 74,00			PF0630062*	
74,00 74,00 74,00			PF0630062*	
78,70 78,70 78,70 78,70 78,70	JAV0631600/4* JUNTA TAMPA VÁLVULA	JAV9571/4* JUNTA TAMPA VÁLVULA	PF0630061*	
78,70 78,70	JAV0631600/4* JUNTA TAMPA VÁLVULA	JAV9571/4* JUNTA TAMPA VÁLVULA	PF0630061*	
81,00 81,00 81,00			PF0630061*	
81,00			PF0630061*	
81,00 81,00 81,00			PF0630061*	
81,00 81,00 81,00 81,00			PF0630061*	
81,00 81,00 81,00 81,00			PF0630061*	

Descrição do Produto / Radical MAHLE / Radical Metal Leve: Junta do Coletor de Escape / JA / JA ;
 Junta do Coletor de Admissão / JAA / JAA; Junta do Coletor de Admissão e Escape / JAAE / JAAE;
 Junta do Carter / JAC / JAC; Junta da Tampa de Válvulas / JAV / JAV; Junta da Válvula Termostática / JAVT / JAVT;
 Junta do Cabeçote / JC / J&RC; Jogo de Juntas Inferior do Motor / JI / J&RI; Jogo de Juntas do Motor / JM / J&RM;
 Jogo de Juntas Superior do Motor / JS / J&RS; Jogo de Parafusos do Cabeçote / PF / PF;
 * Itens sob Consulta



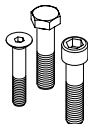











		MÊS ANO			C.C.	POTÊNCIA (CV)		
		→	←					
CELICA ST 16V COROLLA 16V COROLLA 16V COROLLA BASE 16V COROLLA DLX 16V COROLLA DLX 16V COROLLA DLX ALL TRAC 16V COROLLA LE 16V COROLLA LE 16V COROLLA SR5 16V COROLLA SR5 16V COROLLA SR5 ALL TRAC 16V (DOHC)	4AFE 4A-F 4A-FE 4AFE 4AF 4AFE 4AFE 4AF 4AFE 4AF 4AFE 4AF 4AFE 4AF 4AFE 4AF	5 5	1990 1987 1987 1990 1988 1990 1988 1988 1990 1988 1990 1988 1990 1988 1990 1988	6 6	1993 1992 1992 1992 1989 1992 1992 1989 1992 1989 1992 1989 1992 1989 1991 1990	GASOLINA GASOLINA GASOLINA GASOLINA GASOLINA GASOLINA GASOLINA GASOLINA GASOLINA GASOLINA GASOLINA GASOLINA GASOLINA GASOLINA GASOLINA GASOLINA	1587 1587 1587 1587 1587 1587 1587 1587 1587 1587 1587 1587 1587 1587 1587 1587	90/95/105 90/95/105
CELICA ST 16V COROLLA 16V COROLLA 16V COROLLA BASE 16V COROLLA DLX 16V COROLLA DLX 16V COROLLA DLX ALL TRAC 16V COROLLA LE 16V COROLLA LE 16V COROLLA SR5 16V COROLLA SR5 16V COROLLA SR5 ALL TRAC 16V SPRINTER 16V (DOHC)	4AFE 4A-F 4A-FE 4AFE 4AF 4AFE 4AFE 4AF 4AFE 4AF 4AFE 4AF 4AFE 4AF 4AFE 4AF-HE	5 5	1990 1987 1987 1990 1988 1990 1988 1988 1990 1988 1990 1988 1990 1988 1990 1990	6 6	1993 1992 1992 1992 1989 1992 1992 1989 1992 1989 1992 1989 1992 1989 1990 1995	GASOLINA GASOLINA GASOLINA GASOLINA GASOLINA GASOLINA GASOLINA GASOLINA GASOLINA GASOLINA GASOLINA GASOLINA GASOLINA GASOLINA GASOLINA GASOLINA	1587 1587 1587 1587 1587 1587 1587 1587 1587 1587 1587 1587 1587 1587 1587 1587	90/95/105 90/95/105
CARINA FF 16V (DOHC)	4A-FE	5	1988	8	1992	GASOLINA	1587	95
SPRINTER 16V (DOHC)	4A-GE	5	1989	6	1991	GASOLINA	1587	125
CARINA 16V (DOHC)	4A-GE	8	1989	8	1992	GASOLINA	1587	125
COROLLA 16V COROLLA GTS 16V (DOHC)	4A-GE 4AGE	8	1989 1990	8	1993 1991	GASOLINA GASOLINA	1587 1587	125
SPRINTER 16V (DOHC)	4A-FE	6	1991			GASOLINA	1587	115
CARINA E 16V (DOHC)	4A-FE	2	1992	10	1997	GASOLINA	1587	106/116
CARINA E 16V (DOHC)	4A-FE	2	1992	10	1997	GASOLINA	1587	106/116
COROLLA 16V COROLLA BASE 16V COROLLA DX 16V (DOHC)	4A-FE 4AFE 4AFE	5	1992 1993 1993	7	1995 1997 1997	GASOLINA GASOLINA GASOLINA	1587 1587 1587	103/115
COROLLA 16V (DOHC)	4A-FE	5	1995	9	1998	GASOLINA	1587	110
CORONA 16V (DOHC)	4A-FE	1	1996	10	1999	GASOLINA	1587	110
COROLLA 16V (DOHC)	4A-F	4	1997	10	1999	GASOLINA	1587	95
AVENSIS 16V (DOHC)	4A-FE	10	1997	7	2000	GASOLINA	1587	110
AVENSIS 16V (DOHC)	4A-FE-LEAN BURN	10	1997	7	2000	GASOLINA	1587	101
SPACIO 16V (DOHC)	4A-FE	5	1998	4	1999	GASOLINA	1587	110
COROLLA 16V CORONA 16V SPACIO 16V (DOHC)	4A-FE 4A-FE 4A-FE	10 11 5	1998 1998 1999	8	2002	GASOLINA GASOLINA GASOLINA	1587 1587 1587	110 110 110
AVENSIS 16V COROLLA 16V COROLLA FIELDER 16V COROLLA VERSO 16V (DOHC)	3ZZ-FE 3ZZ-FE 3ZZ-FE 3ZZ-FE	7 10 1 10	2000 1999 2003 2001	7	2005	GASOLINA GASOLINA GASOLINA GASOLINA	1598 1598 1598 1598	110 110 110 110

				IMAGEM DA JUNTA DO CABEÇOTE
	CÓDIGO MAHLE	CÓDIGO METAL LEVE		
81,00 81,00 81,00 81,00 81,00 81,00 81,00 81,00 81,00 81,00 81,00 81,00			PF0630061*	
81,00 81,00 81,00 81,00 81,00 81,00 81,00 81,00 81,00 81,00 81,00 81,00 81,00			PF0630061*	
81,00			PF0630061*	
81,00			PF0630061*	
81,00			PF0630061*	
81,00 81,00	JAV0631600/4* JUNTA TAMPA VÁLVULA JS0631600/4*	JAV9571/4* JUNTA TAMPA VÁLVULA J&RS-9571/4*	PF0630061*	
81,00	JAV0631600/4* JUNTA TAMPA VÁLVULA	JAV9571/4* JUNTA TAMPA VÁLVULA	PF0630061*	
81,00	JAV0631600/4* JUNTA TAMPA VÁLVULA	JAV9571/4* JUNTA TAMPA VÁLVULA	PF0630061*	
81,00 81,00 81,00	JAV0631600/4* JUNTA TAMPA VÁLVULA JS0631600/4* JC63040/4 JM63040/4 C/RET.	JAV9571/4* JUNTA TAMPA VÁLVULA J&RS-9571/4* J&RC-9315/4 J&RMR-9315/4 C/RET.	PF0630061*	
81,00			PF0630061*	
81,00			PF0630061*	
81,00			PF0630061*	
81,00	JAV0631600/4* JUNTA TAMPA VÁLVULA JS0631600/4*	JAV9571/4* JUNTA TAMPA VÁLVULA J&RS-9571/4*	PF0630061*	
81,00			PF0630061*	
81,00	JAV0631600/4* JUNTA TAMPA VÁLVULA JS0631900/4*	JAV9571/4* JUNTA TAMPA VÁLVULA J&RS-9575/4*	PF0630061*	
81,00 81,00 81,00			PF0630061*	
79,00 79,00 79,00 79,00	JAV0141070/4* JUNTA TAMPA VÁLVULA JC63050/4 JM63050/4 C/RET. JS63050/4 C/RET.	JAV9418/4* JUNTA TAMPA VÁLVULA J&RC-9316/4 J&RMR-9316/4 C/RET. J&RS-9316/4 C/RET.		




Descrição do Produto / Radical MAHLE / Radical Metal Leve: Junta do Coletor de Escape / JA / JA ;
 Junta do Coletor de Admissão / JAA / JAA; Junta do Coletor de Admissão e Escape / JAAE / JAAE;
 Junta do Carter / JAC / JAC; Junta da Tampa de Válvulas / JAV / JAV; Junta da Válvula Termostática / JAVT / JAVT;
 Junta do Cabeçote / JC / J&RC; Jogo de Juntas Inferior do Motor / JI / J&RI; Jogo de Juntas do Motor / JM / J&RM;
 Jogo de Juntas Superior do Motor / JS / J&RS; Jogo de Parafusos do Cabeçote / PF / PF;
 * Itens sob Consulta



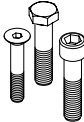










				IMAGEM DA JUNTA DO CABEÇOTE
	CÓDIGO MAHLE	CÓDIGO METAL LEVE		
81,00 81,00 81,00 81,00 81,00 81,00	JAV0631600/4* JUNTA TAMPA VÁLVULA JS0631900/4* JC63030/4 JM63030/4 C/RET.	JAV9571/4* JUNTA TAMPA VÁLVULA J&RS-9575/4* J&RC-9314/4 J&RMR-9314/4 C/RET.	PF0630061*	
81,00 81,00 81,00 81,00 81,00 81,00	JAV0631600/4* JUNTA TAMPA VÁLVULA JS0631900/4* JC63030/4 JM63030/4 C/RET.	JAV9571/4* JUNTA TAMPA VÁLVULA J&RS-9575/4* J&RC-9314/4 J&RMR-9314/4 C/RET.	PF0630061*	
81,00	JAV0631600/4* JUNTA TAMPA VÁLVULA	JAV9571/4* JUNTA TAMPA VÁLVULA	PF0630061*	
81,00			PF0630061*	
81,00			PF0630061*	
81,00			PF0630061*	
79,00 79,00 79,00 79,00 79,00 79,00 79,00 79,00 79,00 79,00 79,00 79,00 79,00 79,00 79,00 79,00 79,00 79,00 79,00 79,00	JAV0141070/4* JUNTA TAMPA VÁLVULA JC63050/4 JM63050/4 C/RET. JS63050/4 C/RET.	JAV9418/4* JUNTA TAMPA VÁLVULA J&RC-9316/4 J&RMR-9316/4 C/RET. J&RS-9316/4 C/RET.		
79,00 79,00 79,00 79,00 79,00 79,00	JAV0141070/4* JUNTA TAMPA VÁLVULA JIO141070/4* JM0141070/4*	JAV9418/4* JUNTA TAMPA VÁLVULA J&RI-9418/4* J&RM-9418/4*		
86,00 86,00 86,00 86,00 86,00 86,00 86,00	JC0632000/4* JM0632000/4*	J&RC-9577/4* J&RM-9577/4*		
86,00	JC0632000/4*	J&RC-9577/4*		
87,00 87,00	JM0631300/4* JS0631300/4	J&RM-9568/4* J&RS-9568/4		
87,00 87,00 87,00	JM0631300/4* JS0631300/4	J&RM-9568/4* J&RS-9568/4		
87,00 87,00 87,00 87,00 87,00 87,00	JM0631300/4* JS0631300/4	J&RM-9568/4* J&RS-9568/4		

Descrição do Produto / Radical MAHLE / Radical Metal Leve: Junta do Coletor de Escape / JA / JA ;
 Junta do Coletor de Admissão / JAA / JAA; Junta do Coletor de Admissão e Escape / JAAE / JAAE;
 Junta do Carter / JAC / JAC; Junta da Tampa de Válvulas / JAV / JAV; Junta da Válvula Termostática / JAVT / JAVT;
 Junta do Cabeçote / JC / J&RC; Jogo de Juntas Inferior do Motor / JI / J&RI; Jogo de Juntas do Motor / JM / J&RM;
 Jogo de Juntas Superior do Motor / JS / J&RS; Jogo de Parafusos do Cabeçote / PF / PF;
 * Itens sob Consulta




				IMAGEM DA JUNTA DO CABEÇOTE
	CÓDIGO MAHLE	CÓDIGO METAL LEVE		
92,00 92,00 92,00 92,00 92,00 92,00 92,00 92,00 92,00 92,00 92,00 92,00 92,00	JM0632300/4*	J&RM-9587/4*		
92,00 92,00 92,00 92,00 92,00	JM0632300/4*	J&RM-9587/4*		
95,00 95,00 95,00	JM0631500/4*	J&RM-9570/4*		
95,00 95,00 95,00 95,00 95,00 95,00 95,00	JC0631700/4* JM0631700/4* JS0631700/4*	J&RC-9572/4* J&RM-9572/4* J&RS-9572/4*		
92,00 92,00 92,00 92,00 92,00 92,00 92,00 92,00 92,00 92,00 92,00 92,00 92,00	JAAE0630010/4 ADMISSÃO / ESCAPE JC0631200/4* 1,55 JC0631200/4* 1,65 JM0630010/4 S/ JUNTA CABEÇOTE JS0630010/4 C/RET. S/ JUNTA CABEÇOTE	JAAE9101/4 ADMISSÃO / ESCAPE J&RC-9567/4* 1,55 J&RC-9567/4* 1,65 J&RM-9101/4 S/ JUNTA CABEÇOTE J&RS-9101/4 C/RET. S/ JUNTA CABEÇOTE	PF0630042*	
92,00	JAAE0630010/4 ADMISSÃO / ESCAPE JC0631200/4* 1,55 JC0631200/4* 1,65 JM0630010/4 S/ JUNTA CABEÇOTE JS0630010/4 C/RET. S/ JUNTA CABEÇOTE	JAAE9101/4 ADMISSÃO / ESCAPE J&RC-9567/4* 1,55 J&RC-9567/4* 1,65 J&RM-9101/4 S/ JUNTA CABEÇOTE J&RS-9101/4 C/RET. S/ JUNTA CABEÇOTE	PF0630042*	
92,00 92,00 92,00 92,00	JC0631200/4* 1,55 JC0631200/4* 1,65 JM0631200/4* S/ JUNTA CABEÇOTE	J&RC-9567/4* 1,55 J&RC-9567/4* 1,65 J&RM-9567/4* S/ JUNTA CABEÇOTE	PF0630042*	
92,00 92,00	JAAE0630010/4 ADMISSÃO / ESCAPE JC0631200/4* 1,55 JC0631200/4* 1,65 JM0630010/4 S/ JUNTA CABEÇOTE JS0630010/4 C/RET. S/ JUNTA CABEÇOTE	JAAE9101/4 ADMISSÃO / ESCAPE J&RC-9567/4* 1,55 J&RC-9567/4* 1,65 J&RM-9101/4 S/ JUNTA CABEÇOTE J&RS-9101/4 C/RET. S/ JUNTA CABEÇOTE	PF0630042*	
92,00 92,00 92,00 92,00	JC0631200/4* 1,55 JC0631200/4* 1,65 JM0631200/4 S/ JUNTA CABEÇOTE	J&RC-9567/4* 1,55 J&RC-9567/4* 1,65 J&RM-9567/4 S/ JUNTA CABEÇOTE	PF0630042*	
92,00 92,00	JC0631200/4* 1,55 JC0631200/4* 1,65 JM0631200/4* S/ JUNTA CABEÇOTE	J&RC-9567/4* 1,55 J&RC-9567/4* 1,65 J&RM-9567/4* S/ JUNTA CABEÇOTE	PF0630042*	
92,00 92,00	JC63070/4 0,90 JM63070/4 C/RET. JS63070/4 C/RET.	J&RC-9318/4 0,90 J&RMR-9318/4 C/RET. J&RS-9318/4 C/RET.		



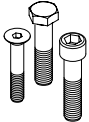
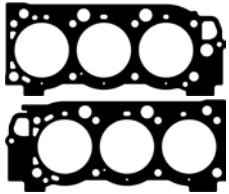
Descrição do Produto / Radical MAHLE / Radical Metal Leve: Junta do Coletor de Escape / JA / JA ;
 Junta do Coletor de Admissão / JAA / JAA; Junta do Coletor de Admissão e Escape / JAAE / JAAE;
 Junta do Carter / JAC / JAC; Junta da Tampa de Válvulas / JAV / JAV; Junta da Válvula Termostática / JAVT / JAVT;
 Junta do Cabeçote / JC / J&RC; Jogo de Juntas Inferior do Motor / JI / J&RI; Jogo de Juntas do Motor / JM / J&RM;
 Jogo de Juntas Superior do Motor / JS / J&RS; Jogo de Parafusos do Cabeçote / PF / PF;
 * Itens sob Consulta

		MÊS ANO			C.C.	POTÊNCIA (CV)		
		→	←					
DYNA LANDCRUISER TOYO-ACE	14B 14B 14B		1998 1998 1998		DIESEL DIESEL DIESEL	3660 3660 3660	102 102 102	
4 RUNNER TD HI-LUX TD LANDCRUISER 90 TD LANDCRUISER TD	1KZ-T 1KZ-T 1KZ-TE 1KZ-T	8 4 5	1993 1993 1996 1993	11 6 4	1996 1995 1996 1996	DIESEL DIESEL DIESEL DIESEL	2982 2982 2982 2982	125 125 123 125
HI-LUX TD LANDCRUISER TD (SOHC)	1KZ-TE 1KZ-TE	7	1997 1996		2000 2000	DIESEL DIESEL	2982 2982	116 123
4 RUNNER TD LANDCRUISER 90 TD LANDCRUISER PRADO TD LANDCRUISER TD (SOHC)	1KZ-TE 1KZ-T 1KZ-TE 1KZ-TE	7 7 6 9	1996 1996 1999 2002	8 6 9	2000 1999 2002	DIESEL DIESEL DIESEL DIESEL	2982 2982 2982 2982	125 125 130 125
LANDCRUISER PRADO 120 D (SOHC)	1KZ-TE	8	2004			DIESEL	2982	130
FORTUNER TD 16V HI-LUX TD 16V (DOHC)	1KD-FTV 1KD-FTV	1 1	2005 2005			DIESEL DIESEL	2982 2982	163 163
DYNA 150 HI-ACE LH162 HI-ACE LH172 HI-ACE LH174 HI-ACE LH184 HI-LUX LN147 HI-LUX LN152 HI-LUX LN167 HI-LUX LN172 LANDCRUISER PRADO	5L 5L 5L 5L 5L 5L 5L 5L 5L 5L 5LE	5 8 8 8 8 8 8 8 8 8 9	1998 1998 1998 1998 1998 1997 1997 1997 1997 2002	7 7 7 7	2000 2000 2000 2000	DIESEL DIESEL DIESEL DIESEL DIESEL DIESEL DIESEL DIESEL DIESEL DIESEL	2987 2987 2987 2987 2987 2987 2987 2987 2987 2987 2987	88
HILUX	5L		1989			DIESEL	2987	
AVALON V6 24V AVALON XL 24V AVALON XLS 24V (DOHC)	1MZ-FE 1MZFE 1MZFE	9	1994 1995 1995	8	1995 1996 1996	GASOLINA GASOLINA GASOLINA	2995 2995 2995	190
AVALON V6 24V AVALON XL 24V AVALON XLS 24V (DOHC)	1MZ-FE 1MZFE 1MZFE	9	1994 1995 1995	8	1995 1996 1996	GASOLINA GASOLINA GASOLINA	2995 2995 2995	190
CAMRY V6 24V HI-LUX V6 24V SIENNA V6 24V SOLARA V6 24V (DOHC)	1MZ-FE 1MZ-FE 1MZ-FE 1MZ-FE	8	1996 1994 1997 1995	10	1997 1999	GASOLINA GASOLINA GASOLINA GASOLINA	2995 2995 2995 2995	190 190 190 190
AVALON V6 24V AVALON XL 24V AVALON XLS 24V SIENNA CE 24V SIENNA LE 24V SIENNA V6 24V SIENNA XLE 24V SOLARA SE 24V SOLARA SLE 24V SOLARA V6 24V (DOHC)	1MZ-FE 1MZFE 1MZFE 1MZFE 1MZFE 1MZFE 1MZFE 1MZFE 1MZFE 1MZFE 1MZFE	8 10 6	1995 1997 1997 1998 1998 1997 1999 1999 1999 1999 1998	8 8	1999 1999 1999 2000 2000 2000 1999 2003 2003	GASOLINA GASOLINA GASOLINA GASOLINA GASOLINA GASOLINA GASOLINA GASOLINA GASOLINA GASOLINA GASOLINA	2995 2995 2995 2995 2995 2995 2995 2995 2995 2995 2995	194 210 190
4 RUNNER V6 24V 4RUNNER LIMITED 24V 4RUNNER SR5 24V HI-LUX V6 24V LANDCRUISER V6 24V T 100 V6 24V T100 BASE 24V T100 DLX 24V T100 ONE-TON DLX 24V T100 SR5 24V TACOMA DLX 24V TACOMA LIMITED 24V TACOMA PRE RUNNER 24V TACOMA SR5 24V TACOMA V6 24V (DOHC)	5VZ-FE 5VZFE 5VZFE 5VZ-FE 5VZ-FE 5VZFE 5VZFE 5VZFE 5VZFE 5VZFE 5VZFE 5VZFE 5VZFE 5VZFE 5VZFE 5VZFE 5VZFE	11 4	1995 1996 1996 1992 1996 1992 1995 1995 1995 1995 1995 1998 1998 1998 1995 1995	6 12	1998 1997 1997 1998 1998 1998 1998 1997 1995 1998 1998 1998 1998 1998 1998	GASOLINA GASOLINA GASOLINA GASOLINA GASOLINA GASOLINA GASOLINA GASOLINA GASOLINA GASOLINA GASOLINA GASOLINA GASOLINA GASOLINA GASOLINA GASOLINA	3378 3378 3378 3378 3378 3378 3378 3378 3378 3378 3378 3378 3378 3378 3378 3378	185 185 178 178




				IMAGEM DA JUNTA DO CABEÇOTE
	CÓDIGO MAHLE	CÓDIGO METAL LEVE		
102,00 102,00 102,00	JC63720/4 1,50 JC63720/4 1,60 JC63720/4 1,70 JM63720/4 C/RET.	J&RC-9321/4 1,50 J&RC-9321/4 1,60 J&RC-9321/4 1,70 J&RMR-9321/4 C/RET.		
96,00 96,00 96,00 96,00			PF0630068*	
96,00 96,00	JC63080/4 1,00 JM63080/4 C/RET. JS0630100/4* S/ JUNTA CABEÇOTE	J&RC-9319/4 1,00 J&RMR-9319/4 C/RET. J&RS-9373/4* S/ JUNTA CABEÇOTE	PF0630068*	
96,00 96,00 96,00 96,00			PF0630068*	
96,00			PF0630068*	
96,00 96,00	JC63060/4 JM63060/4 C/RET. JM0630060/4* S/ JUNTA CABEÇOTE JS0630060/4* S/ JUNTA CABEÇOTE	J&RC-9317/4 J&RMR-9317/4 C/RET. J&RM-9317/4* S/ JUNTA CABEÇOTE J&RS-9317/4* S/ JUNTA CABEÇOTE		
99,50 99,50 99,50 99,50 99,50 99,50 99,50 99,50	JAAE0630010/4 ADMISSÃO / ESCAPE JM0630010/4 S/ JUNTA CABEÇOTE JS0630010/4 C/RET. S/ JUNTA CABEÇOTE	JAAE9101/4 ADMISSÃO / ESCAPE J&RM-9101/4 S/ JUNTA CABEÇOTE J&RS-9101/4 C/RET. S/ JUNTA CABEÇOTE	PF0630042*	
99,50	JC63090/4 1,45 JC63090/4 1,55 JC63090/4 1,65 JM63090/4 C/RET.	J&RC-9320/4 1,45 J&RC-9320/4 1,55 J&RC-9320/4 1,65 J&RMR-9320/4 C/RET.		
87,50 87,50 87,50	JC0632200/6* JC0632201/6* JM0632200/6*	J&RC-9583/6* J&RC-9584/6* J&RM-9583/6*		
87,50 87,50 87,50	JC0632200/6* JC0632201/6* JM0632200/6*	J&RC-9583/6* J&RC-9584/6* J&RM-9583/6*		
87,50 87,50 87,50 87,50 87,50 87,50 87,50 87,50	JC0632200/6* JC0632201/6* JM0632200/6*	J&RC-9583/6* J&RC-9584/6* J&RM-9583/6*		
87,50 87,50 87,50 87,50 87,50 87,50 87,50 87,50	JC0632200/6* JC0632201/6*	J&RC-9583/6* J&RC-9584/6*		 
94,00 93,50 93,50 94,00 94,00 93,50 93,50 93,50 93,50 93,50 93,50 93,50 94,00	JC0631800/6* JC0631801/6* JM0631800/6*	J&RC-9573/6* J&RC-9574/6* J&RM-9573/6*		



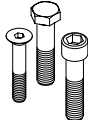










Descrição do Produto / Radical MAHLE / Radical Metal Leve: Junta do Coletor de Escape / JA / JA ;
 Junta do Coletor de Admissão / JAA / JAA; Junta do Coletor de Admissão e Escape / JAAE / JAAE;
 Junta do Carter / JAC / JAC; Junta da Tampa de Válvulas / JAV / JAV; Junta da Válvula Termostática / JAVT / JAVT;
 Junta do Cabeçote / JC / J&RC; Jogo de Juntas Inferior do Motor / JI / J&RI; Jogo de Juntas do Motor / JM / J&RM;
 Jogo de Juntas Superior do Motor / JS / J&RS; Jogo de Parafusos do Cabeçote / PF / PF;
 * Itens sob Consulta

		MÊS ANO					C.C.	POTÊNCIA (CV)
		→			←			
4 RUNNER V6 24V 4RUNNER LIMITED 24V 4RUNNER SR5 24V (DOHC)	5VZ-FE 5VZFE 5VZFE	7	1998 1998 1998	12	1998 1998 1998	GASOLINA GASOLINA GASOLINA	3378 3378 3378	185
COASTER LANDCRUISER TOYO-ACE	3B 3B 3B	9	1989 1988 1989			DIESEL DIESEL DIESEL	3431 3431 3431	89 89 89
COASTER	3B	1	1993	4	1995	DIESEL	3431	90
COASTER DYNA 200	3B 3B	5 5	1995 1995	4 4	1999 1999	DIESEL DIESEL	3431 3431	90 90
COASTER DYNA 200	3B 3B	5 5	1999 1999	7 8	1999 1999	DIESEL DIESEL	3431 3431	90 90
COASTER DYNA 200	14B 14B	8 8	1988 1988			DIESEL DIESEL	3661 3661	97 97
COASTER TD 16V DYNA 200 TD 16V MEGA CRUISER TD 16V	15B-FT 15B-FT 15B-FT	5 5 5	1999 1999 1999			DIESEL DIESEL DIESEL	4104 4104 4104	145 145 145




				IMAGEM DA JUNTA DO CABEÇOTE
	CÓDIGO MAHLE	CÓDIGO METAL LEVE		
94,00 93,50 93,50	JC0631800/6* JC0631801/6*	J&RC-9573/6* J&RC-9574/6*		
102,00 102,00 102,00			PF0630086*	
102,00			PF0630086*	
102,00 102,00			PF0630086*	
102,00 102,00			PF0630086*	
102,00 102,00	JM0630720/4* S/ JUNTA CABEÇOTE JS0630720/4* S/ JUNTA CABEÇOTE	J&RM-9321/4* S/ JUNTA CABEÇOTE J&RS-9321/4* S/ JUNTA CABEÇOTE	PF0630086*	
108,00 108,00 108,00			PF0630086*	



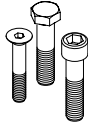




Descrição do Produto / Radical MAHLE / Radical Metal Leve: Junta do Coletor de Escape / JA / JA ;
 Junta do Coletor de Admissão / JAA / JAA; Junta do Coletor de Admissão e Escape / JAAE / JAAE;
 Junta do Câter / JAC / JAC; Junta da Tampa de Válvulas / JAV / JAV; Junta da Válvula Termostática / JAVT / JAVT;
 Junta do Cabeçote / JC / J&RC; Jogo de Juntas Inferior do Motor / JI / J&RI; Jogo de Juntas do Motor / JM / J&RM;
 Jogo de Juntas Superior do Motor / JS / J&RS; Jogo de Parafusos do Cabeçote / PF / PF;
 * Itens sob Consulta

		MÊS ANO			c.c.	POTÊNCIA (CV)
		→	←			
110 (INJEÇÃO DIRETA)	D225/6				DIESEL	
78 88 880	D229/4 D229/4 D229/4				DIESEL DIESEL DIESEL	
118 128	D229/6 D229/6				DIESEL DIESEL	
980 (4x4)	TD229/4				DIESEL	
138 140 148	TD229/6 TD229/6 TD229/6				DIESEL DIESEL DIESEL	
	320 DS ASP./TURBO				DIESEL	
	420 DS ASPIRADO				DIESEL	
	420 DS TURBO				DIESEL	
	620 DS ASPIRADO				DIESEL	
1380S	620 DS TURBO				DIESEL	




				IMAGEM DA JUNTA DO CABEÇOTE
	CÓDIGO MAHLE	CÓDIGO METAL LEVE		
	JC13000/1 JM13000/6	J&RC-910/1 J&RM-910/6		
	JC13600/1 JM13602/4 C/RET. JS13600/1	J&RC-2180/1 J&RM-1464/4 C/RET. J&RS-2180/1		
	JC13600/1 JM13602/6 C/RET. JS13600/1	J&RC-2180/1 J&RM-1464/6 C/RET. J&RS-2180/1		
	JC13600/1 JM13700/4 C/RET. JS13600/1	J&RC-2180/1 J&RM-1950/4 C/RET. J&RS-2180/1		
	JC13600/1 JM13700/6 C/RET. JS13600/1	J&RC-2180/1 J&RM-1950/6 C/RET. J&RS-2180/1		
	JC31000/3 JM31000/3 JS31000/3	J&RC-2346/3 J&RM-2346/3 J&RS-2346/3		
	JC31000/4 JM31000/4 JS31000/4	J&RC-2346/4 J&RM-2346/4 J&RS-2346/4		
	JC31000/4 JM31010/4 JS31000/4	J&RC-2346/4 J&RM-2235/4 J&RS-2346/4		
	JC31000/3 JM31000/6 JS31000/6	J&RC-2346/3 J&RM-2346/6 J&RS-2346/6		
	JC31000/3 JM31010/6 JS31000/6	J&RC-2346/3 J&RM-2235/6 J&RS-2346/6		



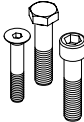







Descrição do Produto / Radical MAHLE / Radical Metal Leve: Junta do Coletor de Escape / JA / JA ;
 Junta do Coletor de Admissão / JAA / JAA; Junta do Coletor de Admissão e Escape / JAAE / JAAE;
 Junta do Câter / JAC / JAC; Junta da Tampa de Válvulas / JAV / JAV; Junta da Válvula Termostática / JAVT / JAVT;
 Junta do Cabeçote / JC / J&RC; Jogo de Juntas Inferior do Motor / JI / J&RI; Jogo de Juntas do Motor / JM / J&RM;
 Jogo de Juntas Superior do Motor / JS / J&RS; Jogo de Parafusos do Cabeçote / PF / PF;
 * Itens sob Consulta

		MÊS ANO					C.C.	POTÊNCIA (CV)
		→		←				
LUPO POLO	AER,ALL AER,ALL	10 7	1998 1996	5 12	2000 1999	GASOLINA GASOLINA	999 999	50 50
GOL 16V (Brasil) GOL TURBO 16V (Brasil) PARATI 16V (Brasil) (DOHC)	AT ASW AZP	6 8	1998 2002 2002	7	2007	GASOLINA GASOLINA GASOLINA	999 999 999	69 76 76
FOX (Brasil) FOX (Brasil) FOX TOTAL FLEX (Brasil)	AQZ BJE	10 10	2003 2003			GASOLINA GASOLINA GASOLINA	999 999 999	71 72 71
FOX (Brasil) GOL (Brasil) GOL (Brasil) GOL (Brasil) BNX (No: <64112393)	BNX AZN BJR BTY	10 9 5 2	2003 2001 2003 2005			GASOLINA GASOLINA GASOLINA GASOLINA	999 999 999 999	72 65 65 71
FOX (Brasil) (No: 64112394>)	BNX	10	2003			GASOLINA	999	72
GOL (Brasil)	ASF	1	2004			GASOLINA	999	60
CROSSPOLO 12V POLO 12V POLO 12V (DOHC)	BZG AZQ BZG	5 11 5	2007 2001 2007	5	2004	GASOLINA GASOLINA GASOLINA	1198 1198 1198	70 64 70
POLO D	MN	6	1986	7	1990	DIESEL	1272	45
BORA 16V GOLF 16V LUPO 16V LUPO 16V (DOHC)	AKQ AKQ AKQ APE	10 10 10 5	1998 1997 1998 1999	5 5 5 9	2000 2000 1999 2000	GASOLINA GASOLINA GASOLINA GASOLINA	1390 1390 1390 1390	75 75 75 75
BORA 16V GOLF 16V LUPO 16V LUPO 16V POLO 16V POLO 16V (DOHC)	AHW AHW AFK AHW AFK AHW,APE	10 10 5 1 10 10	1998 1997 1999 1999 1999 1999	5 6 5 7 9 9	2005 2006 2005 2005 2001 2001	GASOLINA GASOLINA GASOLINA GASOLINA GASOLINA GASOLINA	1390 1390 1390 1390 1390 1390	75 75 75/100 75 100 75
GOLF 16V GOLF 16V (DOHC)	APE AXP	5 5	1999 2000	5 10	2000 2001	GASOLINA GASOLINA	1390 1390	75 75
LUPO 16V POLO 16V (DOHC)	AQQ BBZ	5 5	1999 2002	5	2000	GASOLINA GASOLINA	1390 1390	100 100
BORA 16V (DOHC)	APE	5	1999	9	2000	GASOLINA	1390	75
POLO 16V (DOHC)	AUA	10	1999	1	2002	GASOLINA	1390	75
BORA 16V CADDY 16V CROSSPOLO 16V CROSSPOLO 16V CROSSPOLO 16V GOLF 16V LUPO 16V NEW BEETLE 16V POLO 16V (DOHC)	AXP BUD BBZ BKY BUD BUD BBY BCA BUD	5 5 11 11 5 5 4 11 5	2000 2006 2005 2005 2006 2006 2002 2001 2006	10 5 5 7 7 7 7	2001 2007 2007 2005	GASOLINA GASOLINA GASOLINA GASOLINA GASOLINA GASOLINA GASOLINA GASOLINA GASOLINA	1390 1390 1390 1390 1390 1390 1390 1390 1390	75 80 100 75 80 80 75 75 80
CADDY 16V LUPO 16V POLO 16V POLO 16V (DOHC)	AUA AUA BBY BKY	8 5 11 5	2000 2000 2001 2004	1 4 5 5	2004 2002 2004 2005	GASOLINA GASOLINA GASOLINA GASOLINA	1390 1390 1390 1390	75 75 75 75
POLO 16V (DOHC)	AUB	5	2000	6	2002	GASOLINA	1390	100
BORA 16V GOLF 16V (DOHC)	BCA BCA	10 10	2001 2001	5 6	2005 2006	GASOLINA GASOLINA	1390 1390	75 75
POLO FSI 16V (DOHC)	AXU	2	2002	7	2006	GASOLINA	1390	85
GOLF FSI 16V GOLF FSI 16V (DOHC)	BKG BLN	10 11	2003 2004	12 7	2004 2006	GASOLINA GASOLINA	1390 1390	90 90




				IMAGEM DA JUNTA DO CABEÇOTE
	CÓDIGO MAHLE	CÓDIGO METAL LEVE		
67,10 67,10			PF0700093*	
67,10 67,10 67,10	JAV0700110/4 JUNTA TAMPA VÁLVULA	JAV9331/4 JUNTA TAMPA VÁLVULA	PF0700093*	
67,10 67,10 67,10	JC0701220/4 JM0701220/4 JA70500/4	J&RC-9608/4 J&RM-9608/4 JA2343/4		
67,10 67,10 67,10 67,10	JC0701220/4	J&RC-9608/4 JA2343/4		
67,10	JC0701220/4 JA70500/4	J&RC-9608/4 JA2343/4		
67,10	JC0701220/4 JA70500/4	J&RC-9608/4 JA2343/4		
76,50 76,50 76,50			PF0700093*	
75,00			PF0700004*	
76,50 76,50 76,50 76,50			PF0700093*	
76,50 76,50 76,50 76,50 76,50 76,50			PF0700093*	
76,50 76,50			PF0700093*	
76,50 76,50			PF0700093*	
76,50			PF0700093*	
76,50			PF0700093*	
76,50 76,50 76,50 76,50 76,50 76,50 76,50 76,50			PF0700093*	
76,50 76,50 76,50			PF0700093*	
76,50			PF0700093*	
76,50 76,50			PF0700093*	
76,50			PF0700093*	
76,50 76,50			PF0700093*	
76,50			PF0700093*	
76,50 76,50			PF0700093*	



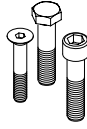





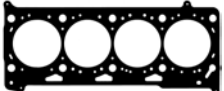

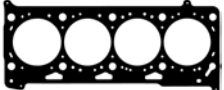
Descrição do Produto / Radical MAHLE / Radical Metal Leve: Junta do Coletor de Escape / JA / JA ;
 Junta do Coletor de Admissão / JAA / JAA; Junta do Coletor de Admissão e Escape / JAAE / JAAE;
 Junta do Carter / JAC / JAC; Junta da Tampa de Válvulas / JAV / JAV; Junta da Válvula Termostática / JAVT / JAVT;
 Junta do Cabeçote / JC / J&RC; Jogo de Juntas Inferior do Motor / JI / J&RI; Jogo de Juntas do Motor / JM / J&RM;
 Jogo de Juntas Superior do Motor / JS / J&RS; Jogo de Parafusos do Cabeçote / PF / PF;
 * Itens sob Consulta

		MÊS ANO					C.C.	POTÊNCIA (CV)
		→		←				
		Mês	Ano	Mês	Ano			
FOX (Brasil) POLO	BKR	4	2005			GASOLINA GASOLINA	1390 1390	75 86
	BLM	12	2003	5	2005			
CADDY 16V (DOHC)	BCA	2	2004	5	2006	GASOLINA	1390	75
GOLF 16V GOLF 16V POLO 16V (DOHC)	BUD	7	2009			GASOLINA GASOLINA GASOLINA	1390 1390 1390	80 80 85
	CGGA	10	2008					
	CGGB	6	2009					
POLO COUPE D	1W	8	1990	7	1994	DIESEL	1398	50
LUPO FSI 16V (DOHC)	ARR	9	2000	11	2003	GASOLINA	1398	105
DASHER D GOLF D GOLF TD JETTA BASE 8V JETTA BASE 8V JETTA D JETTA GL 8V JETTA GL 8V JETTA TD PASSAT D PASSAT TD SANTANA D SANTANA TD TYP 2 TRANSPORTER D TYP 2 TRANSPORTER TD TYP 2/80 VANAGON D (USA)	JF	5	1981	7	1985	DIESEL	1588	54
	CR,JK,JP,JR	5	1981	7	1985	DIESEL	1588	54/70
	CR,JK,JP,JR	5	1981	7	1985	DIESEL	1588	54/70
	JK		1984		1985	DIESEL	1588	52
	ME		1984		1985	DIESEL	1588	
	CR,JK,JP,JR	3	1982	7	1985	DIESEL	1588	54/70
	JK		1984		1985	DIESEL	1588	52
	ME		1984		1985	DIESEL	1588	
	CR,JK,JP,JR	3	1982	7	1985	DIESEL	1588	54/70
	CR,JK,CY	5	1982	7	1985	DIESEL	1588	54/70
	CR,JK,CY	5	1982	7	1985	DIESEL	1588	54/70
	CR,JK,CY		1982		1985	DIESEL	1588	54/70
	CR,JK,CY		1982		1985	DIESEL	1588	54/70
	CS,JX	8	1981	7	1985	DIESEL	1588	49/70
	CS,JX	8	1981	7	1985	DIESEL	1588	49/70
	CS	5	1981	7	1985	DIESEL	1588	49
CADDY D	CR,JK,JP	5	1981	7	1985	DIESEL	1588	54
KOMBI D (Brasil)			1982		1986	DIESEL	1588	54
CADDY D GOLF D GOLF TD JETTA BASE 8V JETTA D JETTA GL 8V JETTA GL 8V JETTA TD JETTA WOLFSBURG EDITION 8V PASSAT D PASSAT TD SANTANA D SANTANA TD	CR,ME	8	1985	7	1992	DIESEL	1588	54
	CR,ME,JK,JP,1V	8	1985	7	1992	DIESEL	1588	54/70/80
	CR,JR,RA,SB	8	1985	7	1992	DIESEL	1588	54/70/80
	ME		1986		1989	DIESEL	1588	
	CR,ME,JP,JK,SV,1V	8	1985	7	1992	DIESEL	1588	54/70/80
	IV		1986		1992	DIESEL	1588	59
	ME		1986		1992	DIESEL	1588	
	CR,JK,JR,RA,SB,SV,1V	8	1985	7	1992	DIESEL	1588	54/70/80
	ME		1987		1987	DIESEL	1588	
	CY,JK,JP,RA,SB	8	1985	7	1993	DIESEL	1588	54/70/80
	CY,JK,JP,RA,SB	8	1985	7	1993	DIESEL	1588	54/70/80
	CY,JK,JP	8	1985	7	1993	DIESEL	1588	54/70
	CY,JK,JP	8	1985	7	1993	DIESEL	1588	54/70
CADDY D TYP 2/80 TRANSPORTER D TYP 2/80 TRANSPORTER TD	JK	8	1985	7	1992	DIESEL	1588	54
	CS,JX	8	1985	7	1992	DIESEL	1588	49/70
	CS,JX	8	1985	7	1992	DIESEL	1588	49/70
PASSAT PASSAT PASSAT	AHL	10	1996	7	1999	GASOLINA	1595	100
	AKL		1997			GASOLINA	1595	100
	ANA,ARM	1	1999	8	2000	GASOLINA	1595	100
GOLF GOLF POLO POLO	AEH	10	1997			GASOLINA	1595	100
	AKL	10	1997			GASOLINA	1595	100
	AEH	10	1999	9	2001	GASOLINA	1595	100
	AKL	10	1999	9	2001	GASOLINA	1595	100
BORA BORA	AEH	5	2000	6	2002	GASOLINA	1595	100
	AKL	8	1998	5	2005	GASOLINA	1595	100
BORA GOLF	APF	5	1999			GASOLINA	1595	100
	APF	5	1999			GASOLINA	1595	100
BORA GOLF NEW BEETLE	AVU	9	2000	4	2002	GASOLINA	1595	100
	AVU	9	2000	4	2002	GASOLINA	1595	100
	AYD	6	2000			GASOLINA	1595	100
PASSAT TOURAN	ALZ	10	2000	5	2005	GASOLINA	1595	102
	BGU	7	2003	5	2005	GASOLINA	1595	102




				IMAGEM DA JUNTA DO CABEÇOTE
	CÓDIGO MAHLE	CÓDIGO METAL LEVE		
76,50 76,50	JC0700630/4 JA70500/4	J&RC-9298/4 JA2343/4		
76,50			PF0700093*	
76,50 76,50 76,50			PF0700093*	
75,00			PF0700004*	
76,50			PF0700093*	
76,50 76,50 76,50 79,50 79,50 76,50 79,50 79,50 76,50 76,50 76,50 76,50 76,50 76,50 76,50			PF0700004*	
76,50			PF0700004*	
76,50			PF0700004*	
76,50 76,50 76,50 79,50 76,50 75,20 79,50 76,50 79,50 79,50 76,50 76,50 76,50 76,50			PF0700004*	
76,50 76,50 76,50			PF0700004*	
81,00 81,00 81,00	JC0700140/4 JM0700140/4* JS0700140/4	J&RC-9356/4 J&RM-9356/4* J&RS-9356/4	PF0700076*	
81,00 81,00 81,00 81,00	JC0700140/4 JM0700140/4* JS0700140/4	J&RC-9356/4 J&RM-9356/4* J&RS-9356/4	PF0700076*	
81,00 81,00	JC0700140/4	J&RC-9356/4	PF0700076*	
81,00 81,00	JC0700140/4 JM0701190/4* JS0701190/4*	J&RC-9356/4 J&RM-9601/4* J&RS-9601/4*	PF0700076*	
81,00 81,00 81,00	JC0700140/4	J&RC-9356/4	PF0700076*	
81,00 81,00	JC0700140/4	J&RC-9356/4	PF0700076*	



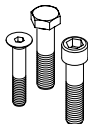









Descrição do Produto / Radical MAHLE / Radical Metal Leve: Junta do Coletor de Escape / JA / JA ;
 Junta do Coletor de Admissão / JAA / JAA; Junta do Coletor de Admissão e Escape / JAAE / JAAE;
 Junta do Câster / JAC / JAC; Junta da Tampa de Válvulas / JAV / JAV; Junta da Válvula Termostática / JAVT / JAVT;
 Junta do Cabeçote / JC / J&RC; Jogo de Juntas Inferior do Motor / JI / J&RI; Jogo de Juntas do Motor / JM / J&RM;
 Jogo de Juntas Superior do Motor / JS / J&RS; Jogo de Parafusos do Cabeçote / PF / PF;
 * Itens sob Consulta

		MÊS ANO					C.C.	POTÊNCIA (CV)
		→		←				
BORA GOLF NEW BEETLE	BFQ BFQ BFS	5 5 6	2003 2002 2002	6	2006	GASOLINA GASOLINA GASOLINA	1595 1595 1595	102 102 102
CADDY GOLF	BGU BGU	4 1	2004 2004	5 6	2005 2005	GASOLINA GASOLINA	1595 1595	102 102
CADDY CADDY CADDY MAXI CADDY MAXI GOLF GOLF GOLF GOLF JETTA JETTA JETTA PASSAT PASSAT TOURAN TOURAN	BSE BSF BSE BSF BSE BSF CCSA CHGA BSE BSF CCSA BSE BSF BSE BSF	11 11 11 11 5 5 11 11 8 10 1 5 5 6 6	2007 2007 2007 2007 2007 2007 2007 2007 2005 2005 2008 2007 2005 2005 2005			GASOLINA GASOLINA GASOLINA GASOLINA GASOLINA GASOLINA GASOLINA GASOLINA GASOLINA GASOLINA GASOLINA GASOLINA GASOLINA GASOLINA GASOLINA	1595 1595 1595 1595 1595 1595 1595 1595 1595 1595 1595 1595 1595 1595 1595	102 102 102 102 102 102 102 102 102 102 102 102 102 102 102
PARATI TOTAL FLEX (Brasil) SAVEIRO TOTAL FLEX (Brasil) VAN	MY4	11	1998			GASOLINA GASOLINA GASOLINA	1596 1596 1596	97 97 90
NEW BEETLE POLO POLO	AWH APF AUR	11 3 7	1999 2000 2000	10 10 9	2000 2000 2001	GASOLINA GASOLINA GASOLINA	1596 1596 1596	100 100 100
GOLF FSI 16V TOURAN FSI 16V TOURAN FSI 16V (DOHC)	BAG BAG BLP	10 2 5	2003 2003 2004	7 5 5	2004 2004 2005	GASOLINA GASOLINA GASOLINA	1598 1598 1598	115 115 115
FOX (Brasil) FOX (Brasil) (No: <5Z6P002605) (No: <5Z64112393)	CCRA CFZA	10 10	2003 2003			GASOLINA GASOLINA	1598 1598	101 101
FOX (Brasil) FOX (Brasil) (No: 5Z6P002606>) (No: 5Z64112394>)	CCRA CFZA	10 10	2003 2003			GASOLINA GASOLINA	1598 1598	101 101
CROSSPOLO 16V EOS FSI 16V GOLF FSI 16V GOLF FSI 16V JETTA FSI 16V PASSAT FSI 16V POLO 16V TOURAN FSI 16V (DOHC)	BTS BLF BLF BLP BLF BLF BTS BLF	5 5 1 5 9 3 5 2	2006 2006 2005 2004 2005 2005 2006 2005	2	2005 2007	GASOLINA GASOLINA GASOLINA GASOLINA GASOLINA GASOLINA GASOLINA GASOLINA	1598 1598 1598 1598 1598 1598 1598 1598	105 115 115 115 115 115 105 115
GOL GOLF (Brasil) SAVEIRO (Brasil)	BAH / EA111 BAH / EA111 BAH / EA111	7	2002 2002			GASOLINA/FLEX GASOLINA/FLEX GASOLINA/FLEX	1599 1599	101 101
CROSSFOX (Brasil) FOX (Brasil) FOX (Brasil) FOX (Brasil) LUPO POLO SPACEFOX (Brasil) SPORTVAN SPORTVAN SPORTVAN VOYAGE (Brasil)	EA111 BAH / EA111 BJA BLH EA111 EA111 BPA BAH / EA111 BJA EA111 EA111	9 9 9 9	2006 2003 2003 2003 2003 2003 2006 2008 2003 2003 2008		2007 2007	GASOLINA/FLEX GASOLINA/FLEX GASOLINA GASOLINA GASOLINA GASOLINA/FLEX GASOLINA GASOLINA/FLEX GASOLINA GASOLINA/FLEX GASOLINA/FLEX	1599 1599 1599 1599 1599 1599 1599 1599 1599 1599 1599	101/103 103 103 103 103 103 101/103 101 103 103 104
TYP 2/80 TRANSPORTER D	KY	10	1986	5	1992	DIESEL	1716	57
CADDY SDI LUPO SDI POLO SDI	AHB AKU AKW	7 10 7	1996 1998 1997	9 7 9	2000 2005 1999	DIESEL DIESEL DIESEL	1716 1716 1716	57 60 57
POLO SDI POLO SDI	AHG AKU	4 8	1997 1997	12 7	1999 2005	DIESEL DIESEL	1716 1716	60 60




				IMAGEM DA JUNTA DO CABEÇOTE
	CÓDIGO MAHLE	CÓDIGO METAL LEVE		
81,00 81,00 81,00	JC0700140/4	J&RC-9356/4	PF0700076*	
81,00 81,00	JC0700140/4	J&RC-9356/4	PF0700076*	
81,00 81,00 81,00 81,00 81,00 81,00 81,00 81,00 81,00 81,00 81,00 81,00 81,00	JC0700140/4	J&RC-9356/4	PF0700076*	
81,00 81,00 81,00			PF0700076*	
81,00 81,00 81,00	JC0700140/4	J&RC-9356/4	PF0700076*	
76,50 76,50 76,50			PF0700093*	
76,50 76,50	JC0700630/4 JA70500/4	J&RC-9298/4 JA2343/4		
76,50 76,50	JC0700630/4 JA70500/4	J&RC-9298/4 JA2343/4		
76,50 76,50 76,50 76,50 76,50 76,50 76,50 76,50			PF0700093*	
76,50 76,50	JC0700630/4 JM0700630/4* JS0700630/4* JA70500/4	J&RC-9298/4 J&RM-9298/4* J&RS-9298/4* JA2343/4		
76,50 76,50 76,50 76,50 76,50 76,50 76,50 76,50 76,50 76,50	JC0700630/4 JM0701230/4 JS0701230/4 JA70500/4	J&RC-9298/4 J&RM-9611/4 J&RS-9611/4 JA2343/4		
79,50			PF0700004*	
79,50 79,50 79,50			PF0700004*	
79,50 79,50			PF0700004*	



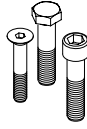


Descrição do Produto / Radical MAHLE / Radical Metal Leve: Junta do Coletor de Escape / JA / JA ;
 Junta do Coletor de Admissão / JAA / JAA; Junta do Coletor de Admissão e Escape / JAAE / JAAE;
 Junta do Carter / JAC / JAC; Junta da Tampa de Válvulas / JAV / JAV; Junta da Válvula Termostática / JAVT / JAVT;
 Junta do Cabeçote / JC / J&RC; Jogo de Juntas Inferior do Motor / JI / J&RI; Jogo de Juntas do Motor / JM / J&RM;
 Jogo de Juntas Superior do Motor / JS / J&RS; Jogo de Parafusos do Cabeçote / PF / PF;
 * Itens sob Consulta

		MÊS ANO					C.C.	POTÊNCIA (CV)
		→			←			
GOLF GOLF GOLF BASE GOLF CL JETTA JETTA BASE JETTA CL PASSAT VENTO AAM (No: <408197) ABS (No: <935645) ADZ (No: <011565)	AAM,ABS,ADZ ADD ACC ACC ADD ACC ACC AAM,ABS,ADZ AAM,ABS,ADZ	11 2 8 1	1991 1994 1993 1993 1994 1994 1991 1992	2 7 7 12 12	1999 1997 1995 1998 1996 1995 1994 1996 1997	GASOLINA GASOLINA GASOLINA GASOLINA GASOLINA GASOLINA GASOLINA GASOLINA GASOLINA	1781 1781 1781 1781 1781 1781 1781 1781 1781	75/90 90 90 90 90 90 90 75/90 75/90
DERBY DERBY GOLF GOLF PASSAT POINTER POINTER VENTO VENTO ADZ (No: 196968>)	ADD ADZ ADZ ANN,ANP ADZ ADD ADZ ADZ ANN,ANP	 10 12 8 1 12	1998 2005 1994 1997 1991 1998 2005 1992 1997	 2 10 12 12 2	2001 1999 2000 1996 2001 1997 1999	GASOLINA GASOLINA GASOLINA GASOLINA GASOLINA GASOLINA GASOLINA GASOLINA GASOLINA	1781 1781 1781 1781 1781 1781 1781 1781 1781	90 90 75/90 75/90 75/90 90 90 75/90 75/90
PASSAT 20V PASSAT GLS TURBO 20V PASSAT GLS TURBO 20V PASSAT GLX TURBO 20V PASSAT GLX TURBO 20V PASSAT TURBO 20V (DOHC)	AFY AEB ATW AEB ATW AEB	1 10	1997 1998 1998 1999 1999 1996	4 2000 2000 2000 2000 12	2000 2000 2000 2000 2000 1998	GASOLINA GASOLINA GASOLINA GASOLINA GASOLINA GASOLINA	1781 1781 1781 1781 1781 1781	115 150 170 150 170 150
PASSAT 20V (DOHC)	ADR	12	1996	1	1999	GASOLINA	1781	115
GOLF 20V (DOHC)	AGN	10	1997	10	2000	GASOLINA	1781	125
BORA TURBO 20V BORA TURBO 20V BORA TURBO 20V GOLF GLS TURBO 20V GOLF GLS TURBO 20V GOLF GTI GLS TURBO 20V GOLF TURBO 20V GOLF TURBO 20V GOLF TURBO 20V GOLF TURBO 20V NEW BEETLE TURBO 20V NEW BEETLE TURBO 20V PASSAT GLS TURBO 20V PASSAT GLX TURBO 20V PASSAT TURBO 20V SHARAN TURBO 20V (DOHC)	AGU AUM AUQ AWD AWW AWD AGU ARZ AUM AUQ AVC AWU AUG AUG AWT AWC	5 9 5 10 10 6 7 7 10 4	2000 2000 2002 2000 2000 2000 1997 1997 1997 2001 1999 1999 2000 2000 2000 2000	4 5 5 5 5 5 10 10 5 10 5 5 2005	2001 2005 2005 2000 2000 2000 2006 2006 2003 2003 2000 2000 2000 2005 2005	GASOLINA GASOLINA GASOLINA GASOLINA GASOLINA GASOLINA GASOLINA GASOLINA GASOLINA GASOLINA GASOLINA GASOLINA GASOLINA GASOLINA GASOLINA GASOLINA	1781 1781 1781 1781 1781 1781 1781 1781 1781 1781 1781 1781 1781 1781 1781 1781	150 150 180 170 170 170 150 150 150 150 150 170 170 170 150 150
NEW BEETLE TURBO 20V SHARAN TURBO 20V (DOHC)	ARZ AJH	11	1999 1997	2	2000	GASOLINA GASOLINA	1781 1781	150 150
PARATI (Brasil) PARATI TOTAL FLEX (Brasil) SANTANA (Brasil) SAVEIRO (Brasil) SAVEIRO TOTAL FLEX (Brasil)	AP AP AP	3 3 3	1998 1998 1998			GASOLINA GASOLINA GASOLINA GASOLINA GASOLINA	1781 1781 1781 1781 1781	99 103 99 99 103
PASSAT GLS TURBO 20V PASSAT GLS TURBO 20V PASSAT GLX TURBO 20V PASSAT GLX TURBO 20V PASSAT TURBO 20V (DOHC)	AEB ATW AEB ATW ANB	1	1998 1998 1999 1999 1999	8	2000 2000 2000 2000 2000	GASOLINA GASOLINA GASOLINA GASOLINA GASOLINA	1781 1781 1781 1781 1781	150 170 150 170 150
PASSAT GLS TURBO 20V PASSAT GLX TURBO 20V PASSAT TURBO 20V PASSAT TURBO 20V PASSAT TURBO 20V (DOHC)	AUG AUG APT APU ARG	2 1 2	2000 2000 1999 1999 1999	9 8 8	2000 2001 2000 2000	GASOLINA GASOLINA GASOLINA GASOLINA GASOLINA	1781 1781 1781 1781 1781	170 170 125 150 125
BORA 20V NEW BEETLE 20V NEW BEETLE 20V NEW BEETLE 20V (DOHC)	AUM APH AWP AWW	9 1 6 6	2000 1999 2002 2000	5 6 6 6	2003 2000 2004 2004	GASOLINA GASOLINA GASOLINA GASOLINA	1781 1781 1781 1781	150 150 180 150




				IMAGEM DA JUNTA DO CABEÇOTE
	CÓDIGO MAHLE	CÓDIGO METAL LEVE		
81,00 81,00 0,00 0,00 81,00 0,00 0,00 81,00 81,00	JS0701110/4	J&RS-9386/4		
81,00 81,00 81,00 81,00 81,00 81,00 81,00 81,00	JM0701160/4*	J&RM-9588/4*		
81,00 81,00 81,00 81,00 81,00	JAV0701060/4* JUNTA TAMPA VÁLVULA JM0701130/4 JS0701130/4*	JAV9381/4* JUNTA TAMPA VÁLVULA J&RM-9388/4 J&RS-9388/4*	PF0700069*	
81,00	JAV0701060/4* JUNTA TAMPA VÁLVULA JM0701130/4 JS0701130/4*	JAV9381/4* JUNTA TAMPA VÁLVULA J&RM-9388/4 J&RS-9388/4*	PF0700069*	
81,00	JAV0701060/4* JUNTA TAMPA VÁLVULA JM0701070/4* JS0701070/4*	JAV9381/4* JUNTA TAMPA VÁLVULA J&RM-9382/4* J&RS-9382/4*	PF0700077*	
81,00 81,00 81,00 81,00 81,00 81,00 81,00 81,00 81,00 81,00 81,00 81,00 81,00 81,00	JAV0701060/4* JUNTA TAMPA VÁLVULA JM0701060/4* JS0701060/4 JC70110/4 JM70110/4 C/ RET.	JAV9381/4* JUNTA TAMPA VÁLVULA J&RM-9381/4* J&RS-9381/4 J&RC-9331/4 J&RMR-9331/4 C/ RET.	PF0700094*	
81,00 81,00	JAV0701060/4* JUNTA TAMPA VÁLVULA JM0701060/4* JS0701060/4	JAV9381/4* JUNTA TAMPA VÁLVULA J&RM-9381/4* J&RS-9381/4	PF0700077* PF0700094*	
81,00 81,00 81,00 81,00			PF0700076*	
81,00 81,00 81,00 81,00	JAV0701060/4* JUNTA TAMPA VÁLVULA JM0701130/4 JS0701130/4*	JAV9381/4* JUNTA TAMPA VÁLVULA J&RM-9388/4 J&RS-9388/4*	PF0700069*	
81,00 81,00 81,00 81,00	JAV0701060/4* JUNTA TAMPA VÁLVULA JM0701060/4* JS0701060/4	JAV9381/4* JUNTA TAMPA VÁLVULA J&RM-9381/4* J&RS-9381/4	PF0700069*	
81,00 81,00 81,00	JAV0701060/4* JUNTA TAMPA VÁLVULA	JAV9381/4* JUNTA TAMPA VÁLVULA	PF0700094*	



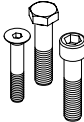



Descrição do Produto / Radical MAHLE / Radical Metal Leve: Junta do Coletor de Escape / JA / JA ;
 Junta do Coletor de Admissão / JAA / JAA; Junta do Coletor de Admissão e Escape / JAAE / JAAE;
 Junta do Carter / JAC / JAC; Junta da Tampa de Válvulas / JAV / JAV; Junta da Válvula Termostática / JAVT / JAVT;
 Junta do Cabeçote / JC / J&RC; Jogo de Juntas Inferior do Motor / JI / J&RI; Jogo de Juntas do Motor / JM / J&RM;
 Jogo de Juntas Superior do Motor / JS / J&RS; Jogo de Parafusos do Cabeçote / PF / PF;
 * Itens sob Consulta

		MÊS ANO					C.C.	POTÊNCIA (CV)
		→			←			
BORA 20V (DOHC)	AGN	2	1999	10	2000	GASOLINA	1781	125
VARIANT 20V (DOHC)	AWT	9	2002			GASOLINA	1781	150
PASSAT 20V (DOHC)	APT	3	2003	3	2005	GASOLINA	1781	125
NEW BEETLE 20V (DOHC)	BKF	7	2004			GASOLINA	1781	150
POLO 20V POLO 20V (DOHC)	BBU BJX	5 9	2006 2005			GASOLINA GASOLINA	1781 1781	179 150
GOLF D PASSAT D TRANSPORTER T4 D VENTO D (ASPIRADO E TURBO) (No: <1Y-315599) (No: <AAZ-422614)	1Y,AAZ 1Y,AAZ 1X 1Y,AAZ	5 5 9 5	1991 1991 1990 1991	8 8 12 8	1991 1991 1995 1991	DIESEL DIESEL DIESEL DIESEL	1896 1896 1896 1896	64/75 64/75 61 64/75
CARAVELLE SYNCRO D (ASPIRADO E TURBO) (No: <1Y-315599) (No: <AAZ-422614)	1Y		1991			DIESEL	1896	61
GOLF D GOLF TD PASSAT D PASSAT TD POLO D POLO D TRANSPORTER T4 D VENTO D VENTO TD (No: <ABL-076000) (No: 1Y-316000-1Y-580000) (No: AAZ-422614-AAZ-678000) (No: <AEF-007000)	1Y,AAZ 1Y,AAZ 1Y,AAZ 1Y,AAZ 1Y AEF ABL 1Y,AAZ 1Y,AAZ	11 11 9 9 1 10 10 11 11	1991 1991 1991 1991 1996 1994 1992 1991 1991		1994 1994 1993 1993 1996 2001 1994 1994 1994	DIESEL DIESEL DIESEL DIESEL DIESEL DIESEL DIESEL DIESEL DIESEL	1896 1896 1896 1896 1896 1896 1896 1896 1896	64/75 64/75 64/75 64/75 64 64 68 64/75 64/75
CADDY SDI GOLF SDI POLO SDI VENTO SDI (No: <AEY-002000)	AEY AEY AEY AEY	11 10 12 10	1995 1993 1995 1993	9	2000 1995 1999 1995	DIESEL DIESEL DIESEL DIESEL	1896 1896 1896 1896	64 64 64/90 64
CADDY D CADDY D GOLF D GOLF TD PASSAT TD POLO D TRANSPORTER T4 D VENTO D VENTO TD (No: 1Y-580001>) (No: 1Y-580001>) (No: AAZ-678001>) (POLO D, No: AEF-007001>)	1Y AEF 1Y,AAZ 1Y,AAZ AAZ AEF ABL 1Y,AAZ 1Y,AAZ	11 6 10 10	1995 1996 1995 1995 1994 1994 1995 1995 1995	6 12	2003 2000 1998 1998 1996 2001 2003 1998 1998	DIESEL DIESEL DIESEL DIESEL DIESEL DIESEL DIESEL DIESEL DIESEL	1896 1896 1896 1896 1896 1896 1896 1896 1896	64 64 64/75 64/75 75 64 68 64/75 64/75
GOLF TDI PASSAT TDI POLO TDI SHARAN TDI VENTO TDI (No: <1Z-720000) (No: <AFN-002000)	1Z,AFN 1Z,AFN 1Z 1Z,AFN 1Z,AFN	10 10 11 9 10	1993 1993 1995 1995 1993		1995 1999 1996 1996 1995	DIESEL DIESEL DIESEL DIESEL DIESEL	1896 1896 1896 1896 1896	90/110 90/110 90 90/110 90/110
GOLF SDI GOLF TDI GOLF TDI PASSAT TDI SHARAN TDI SHARAN TDI VENTO SDI VENTO TDI	AHU AHU AVG AHH,AVG AHU AVG AHU AHU	10 10 8 5 9 9 10 10	1993 1993 1999 1998 1995 1995 1993 1993		1995 1995 2000 2000 1996 1996 1995 1995	DIESEL DIESEL DIESEL DIESEL DIESEL DIESEL DIESEL DIESEL	1896 1896 1896 1896 1896 1896 1896 1896	64 110 110 90/110 90/110 110 64 110
GOLF SDI GOLF TDI PASSAT TDI POLO SDI POLO TDI VENTO SDI VENTO TDI (No: 1Z-720001>) (No: AFN-002001>) (No: AEY-002001>)	1Z,AFN 1Z,AFN AHU,1Z,AFN AHU,1Z AHU,1Z 1Z,AFN 1Z,AFN	10 1	1996 1996 1993 1997 1997 1996 1996	8	2000 1999 1999	DIESEL DIESEL DIESEL DIESEL DIESEL DIESEL DIESEL	1896 1896 1896 1896 1896 1896 1896	64 90/110 90/110 64 90 64 90/110




				IMAGEM DA JUNTA DO CABEÇOTE
	CÓDIGO MAHLE	CÓDIGO METAL LEVE		
81,00	JAV0701060/4* JUNTA TAMPA VÁLVULA	JAV9381/4* JUNTA TAMPA VÁLVULA	PF0700094*	
81,00	JAV0701060/4* JUNTA TAMPA VÁLVULA	JAV9381/4* JUNTA TAMPA VÁLVULA	PF0700094*	
81,00	JAV0701060/4* JUNTA TAMPA VÁLVULA	JAV9381/4* JUNTA TAMPA VÁLVULA	PF0700069*	
81,00	JAV0701060/4* JUNTA TAMPA VÁLVULA	JAV9381/4* JUNTA TAMPA VÁLVULA	PF0700094*	
81,00 81,00	JAV0701060/4* JUNTA TAMPA VÁLVULA	JAV9381/4* JUNTA TAMPA VÁLVULA	PF0700094*	
79,50 79,50 79,50 79,50			PF0700004*	
79,50			PF0700004*	
79,50 79,50 79,50 79,50 79,50 79,50 79,50 79,50	JC0700040/4* 1,61	J&RC-9624/4* 1,61	PF0700004*	
79,50 79,50 79,50 79,50			PF0700004*	
79,50 79,50 79,50 79,50 79,50 79,50 79,50	JC0700040/4* 1,61	J&RC-9624/4* 1,61	PF0700004*	
79,50 79,50 79,50 79,50			PF0700004*	
79,50 79,50 79,50 79,50 79,50 79,50 79,50			PF0700004*	
79,50 79,50 79,50 79,00 79,50 79,50			PF0700004*	



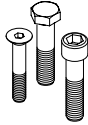




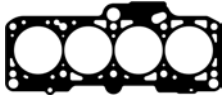







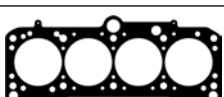


Descrição do Produto / Radical MAHLE / Radical Metal Leve: Junta do Coletor de Escape / JA / JA ;
 Junta do Coletor de Admissão / JAA / JAA; Junta do Coletor de Admissão e Escape / JAAE / JAAE;
 Junta do Carter / JAC / JAC; Junta da Tampa de Válvulas / JAV / JAV; Junta da Válvula Termostática / JAVT / JAVT;
 Junta do Cabeçote / JC / J&RC; Jogo de Juntas Inferior do Motor / JI / J&RI; Jogo de Juntas do Motor / JM / J&RM;
 Jogo de Juntas Superior do Motor / JS / J&RS; Jogo de Parafusos do Cabeçote / PF / PF;
 * Itens sob Consulta

		MÊS ANO					C.C.	POTÊNCIA (CV)
		→			←			
CADDY SDI CADDY TDI GOLF SDI GOLF TDI POLO SDI POLO TDI SHARAN TDI VENTO SDI VENTO TDI (No: 1Z-720001>) (No: AFN-002001>) (No: AEY-002001>)	AEY,AHU AEY,AHU AEY,AHU AEY,AHU AGD AHU AHU AHU,1Z,AFN AEY AEY	11 10 1996 7 7 1 1 9 1996 1996	1995 1996 1996 1996 1996 1997 1997 1996 1996 1996	9 9 6 9 8 8 8 1999 1999	2000 2000 2000 2001 1999 1999 1999	DIESEL DIESEL DIESEL DIESEL DIESEL DIESEL DIESEL DIESEL DIESEL DIESEL	1896 1896 1896 1896 1896 1896 1896 1896 1896 1896	64 90 64 90/110 64 64 90 90/110 64 90/110
CADDY TDI	1Z	10	1996	3	1997	DIESEL	1896	90
CADDY TDI GOLF TDI POLO TDI POLO TDI VENTO TDI VENTO TDI	ALE ALE AHU ALE AHU ALE	9 6 1 11 6 1997	1997 1997 1997 1997 1996 1997	9 8 8 8 8 1999	2000 1999 1999	DIESEL DIESEL DIESEL DIESEL DIESEL DIESEL	1896 1896 1896 1896 1896 1896	90 90 90 90 90/110 90
GOLF SDI GOLF TDI GOLF TDI GOLF TDI AGP (No: <028000) AGR (No: <151000) AHF (No: <140000) ALH (No: <085000)	AGP AGR AHF ALH	8 8 8 8 1997	1997 1997 1997 1997	1998 1998 1998 1998	1998 1998 1998 1998	DIESEL DIESEL DIESEL DIESEL	1896 1896 1896 1896	68 90 110 90
BORA SDI BORA TDI BORA TDI CADDY TDI GOLF SDI GOLF TDI GOLF TDI NEW BEETLE TDI POLO TDI POLO TDI POLO TDI AGR (No: 151001>) AHF (No: 140001>) ALH (No: 085001>)	AGR,ALH,AHF,AGP AGR,ALH,AHF,AGP ASV ALH AGR,ALH,AHF,AGP AGR,ALH,AHF,AGP ASV ALH AGP AGR,ALH ASV	9 9 5 9 1998 1998 2000 2000 10 10 9 1999	1998 1998 2000 2000 1998 1998 2000 1998 1999 1999 1999	5 5 5 6 5 5 6 2004 9 9 6 2001	2005 2005 2005 2003 2006 2006 2006 2004 2001 2001	DIESEL DIESEL DIESEL DIESEL DIESEL DIESEL DIESEL DIESEL DIESEL DIESEL DIESEL	1896 1896 1896 1896 1896 1896 1896 1896 1896 1896 1896	68 90/110 110 90 68 90/110 110 1896 90 90 110
BORA SDI CADDY SDI GOLF SDI POLO SDI POLO SDI POLO SDI POLO SDI POLO TDI VARIANT SDI	AQM AYQ AQM AGP AQM ASY ASV AQM	11 9 11 10 10 11 10 10 10 1998	1998 2000 1998 1999 1999 2001 1999 1999	5 6 5 9 9 2001 9 2001	2005 2003 2006 2001 2001 DIESEL DIESEL DIESEL	DIESEL DIESEL DIESEL DIESEL DIESEL DIESEL DIESEL DIESEL	1896 1896 1896 1896 1896 1896 1896 1896	68 64 68 68 68 64 110 68
SHARAN TDI	AVG	8	1999	6	2000	DIESEL	1896	110
POLO SDI	ASX	10	1999	1	2001	DIESEL	1896	64
FOX D (Brasil) SPACEFOX D (Brasil)	ASY ASY	12 2	2007 2007			DIESEL DIESEL	1896 1896	64 64
TRANSPORTER T4	AAC	9	1990	6	2003	GASOLINA	1969	84
CORRADO GOLF PASSAT SHARAN VENTO	ADY AEP,ADY,AGG AEP,ADY,AGG ADY AEP,ADY,AGG	7 10 7 9 10 1994	1994 1994 1994 1995 1994	7 12 1996 2000 1997	1995 2001 1996 2000 1997	GASOLINA GASOLINA GASOLINA GASOLINA GASOLINA	1984 1984 1984 1984 1984	115 107/115 107/115 115 107/115
GOLF GOLF GOLF GOLF GOLF JETTA JETTA GL JETTA GL 8V JETTA GLS 8V JETTA GT 8V JETTA JAZZ 8V JETTA TREK 8V JETTA WOLFSBURG EDITION 8V PASSAT VENTO	ABA AKR ATU AWF AWG ABA ABA ABA ABA ABA ABA ABA ABA AKR AKR	4 6 6 6 6 1994 1996 1996 1997 1997 1996 1996 1996 1997	1994 1997 1999 2000 2000 1994 1996 1996 1997 1997 1996 1996 1996 1997	4 6 6 6 6 1998 1996 1997 1997 1997 1996 1996 1997 1998	1998 2000 2000 2002 2002 1998 1996 1997 1997 1997 1996 1996 1997 1998	GASOLINA GASOLINA GASOLINA GASOLINA GASOLINA GASOLINA GASOLINA GASOLINA GASOLINA GASOLINA GASOLINA GASOLINA GASOLINA GASOLINA GASOLINA	1984 1984 1984 1984 1984 1984 1984 1984 1984 1984 1984 1984 1984 1984	115 115 115 115 115 115 115 115 115 115 115 115 115 115 115
NEW BEETLE (ML2)	AEG	1	1998	5	2001	GASOLINA	1984	115




				IMAGEM DA JUNTA DO CABEÇOTE
	CÓDIGO MAHLE	CÓDIGO METAL LEVE		
79,50 79,50 79,50 79,50 79,50 79,50 79,50 79,50 79,50 79,50			PF0700004*	
79,50			PF0700004*	
79,50 79,50 79,50 79,50 79,50 79,50			PF0700004*	
79,50 79,50 79,50 79,50			PF0700004*	
79,50 79,50 79,50 79,50 79,50 79,50 79,50 79,50 79,50			PF0700004*	
79,50 79,50 79,50 79,50 79,50 79,50 79,50			PF0700004*	
79,50 79,50			PF0700004*	
79,50 79,50			PF0700004*	
79,50 79,50			PF0700004*	
81,00			PF0700004*	
82,50 82,50 82,50 82,50 82,50	JC0700080/4 JM0700080/4 JS0700080/4	J&RC-9355/4 J&RM-9355/4 J&RS-9355/4		
82,50 82,50 82,50 82,50 82,50 82,50 0,00 82,50 82,50 82,50 82,50 82,50 82,50 82,50 82,50	JC0701170/4* JM0701170/4*	J&RC-9594/4* J&RM-9594/4*		
82,50	JC0700110/4	J&RC-9331/4	PF0700076*	



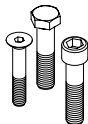









Descrição do Produto / Radical MAHLE / Radical Metal Leve: Junta do Coletor de Escape / JA / JA ;
 Junta do Coletor de Admissão / JAA / JAA; Junta do Coletor de Admissão e Escape / JAAE / JAAE;
 Junta do Carter / JAC / JAC; Junta da Tampa de Válvulas / JAV / JAV; Junta da Válvula Termostática / JAVT / JAVT;
 Junta do Cabeçote / JC / J&RC; Jogo de Juntas Inferior do Motor / JI / J&RI; Jogo de Juntas do Motor / JM / J&RM;
 Jogo de Juntas Superior do Motor / JS / J&RS; Jogo de Parafusos do Cabeçote / PF / PF;
 * Itens sob Consulta

		MÊS ANO					C.C.	POTÊNCIA (CV)
		→			←			
CADDY NEW BEETLE NEW BEETLE (ML8) TOURAN	BSX BER AEG BSX	4 1 1 2	2006 2003 1998 2006	5	2001	GASOLINA GASOLINA GASOLINA GASOLINA	1984 1984 1984 1984	109 115 115 109
BORA BORA GOLF GOLF JETTA JETTA NEW BEETLE SHARAN	APK ATM APK,AQY AZH APK,AQY AZH APK,AQY ATM	9 4 8 4 4 8 4	1998 2000 1998 2000 1998 1998 1998 2000	5 6 6	2005 2000 2001 2002 2002	GASOLINA GASOLINA GASOLINA GASOLINA GASOLINA GASOLINA GASOLINA GASOLINA	1984 1984 1984 1984 1984 1984 1984 1984	115 115 115 115 115 115 115 115
BORA BORA	AQY AZH	9 4	1998 2000	5 6	2005 2001	GASOLINA GASOLINA	1984 1984	115 115
PASSAT	AZM	10	2000	5	2005	GASOLINA	1984	115
BORA GOLF NEW BEETLE	AZJ AZJ AZJ	5 6 6	2001 2001 2001	5 6	2005 2006	GASOLINA GASOLINA GASOLINA	1984 1984 1984	115 115 115
GOLF	BEH	5	2002	6	2006	GASOLINA	1984	115
NEW BEETLE TRANSPORTER MINIBUS	AZG AXA	6 11	2002 2003	7	2003	GASOLINA GASOLINA	1984 1984	115 115
GOLF NEW BEETLE	BHY BHP	8 7	2006 2003			GASOLINA GASOLINA	1984 1984	116 115
NEW BEETLE SHARAN	BEV ATM	7 5	2004 2008			GASOLINA GASOLINA	1984 1984	115 115
CADDY TOURAN	BSX BSX	4 2	2006 2006			GASOLINA GASOLINA	1984 1984	109 109
JETTA NEW BEETLE	CBPA CBPA	5 7	2007 2007			GASOLINA GASOLINA	1984 1984	115 115
GOL 16V (Brasil) GOLF 16V PARATI 16V (Brasil) PASSAT 16V (DOHC) (No: ABF 031252>)	ABF ABF AP ABF	8 2 7	1995 1992 1996 1994	12 7 12	2000 1997 2000 1996	GASOLINA GASOLINA GASOLINA GASOLINA	1985 1985 1985 1985	150 150 150 150
PARATI (Brasil) SANTANA (Brasil) SAVEIRO (Brasil)	AP AP AP	9 9 9	1998 1998 1998			GASOLINA GASOLINA GASOLINA	1985 1985 1985	111 111 111
POLO (Brasil)	BBX	5	2002			GASOLINA	1985	116
LT 16V (DOHC)	AGL	5	1996	11	2001	GASOLINA	2295	143
TARO	22R	6	1989	3	1997	GASOLINA	2367	114




				IMAGEM DA JUNTA DO CABEÇOTE
	CÓDIGO MAHLE	CÓDIGO METAL LEVE		
82,50 82,50 82,50 82,50	JC0700110/4	J&RC-9331/4	PF0700076*	
82,50 82,50 82,50 82,50 82,50 82,50 82,50	JC0700110/4 JM0701180/4 JS0701180/4	J&RC-9331/4 J&RM-9597/4 J&RS-9597/4	PF0700076*	
82,50 82,50	JC0700110/4	J&RC-9331/4	PF0700076*	
82,50	JC0700110/4	J&RC-9331/4	PF0700076*	
82,50 82,50 82,50	JC0700110/4	J&RC-9331/4	PF0700076*	
82,50	JC0700110/4 JM0701210/4* JS0701210/4*	J&RC-9331/4 J&RM-9605/4* J&RS-9605/4*	PF0700076*	
82,50 82,50	JC0700110/4	J&RC-9331/4	PF0700076*	
82,50 82,50	JC0700110/4	J&RC-9331/4	PF0700076*	
82,50 82,50	JC0700110/4	J&RC-9331/4	PF0700076*	
82,50 82,50	JC0700110/4	J&RC-9331/4	PF0700076*	
82,50 82,50	JC0700110/4	J&RC-9331/4	PF0700076*	
82,50 82,50 82,50 82,50	JC0700080/4	J&RC-9355/4		
82,50 82,50 82,50	JC0700080/4	J&RC-9355/4		
82,50	JC0700110/4 JM0701200/4*	J&RC-9331/4 J&RM-9602/4*	PF0700076*	
90,90			PF0480053*	
92,00	JM0632300/4*	J&RM-9587/4*		



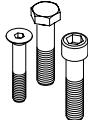












Descrição do Produto / Radical MAHLE / Radical Metal Leve: Junta do Coletor de Escape / JA / JA ;
 Junta do Coletor de Admissão / JAA / JAA; Junta do Coletor de Admissão e Escape / JAAE / JAAE;
 Junta do Carter / JAC / JAC; Junta da Tampa de Válvulas / JAV / JAV; Junta da Válvula Termostática / JAVT / JAVT;
 Junta do Cabeçote / JC / J&RC; Jogo de Juntas Inferior do Motor / JI / J&RI; Jogo de Juntas do Motor / JM / J&RM;
 Jogo de Juntas Superior do Motor / JS / J&RS; Jogo de Parafusos do Cabeçote / PF / PF;
 * Itens sob Consulta

		MÊS ANO					c.c.	POTÊNCIA (CV)
		→			←			
CALIFORNIA D	AAB	9	1990	10	1992	DIESEL	2370	78
CARAVELLE D	AAB	9	1990	10	1992	DIESEL	2370	78
CARAVELLE D	AJA		1997			DIESEL	2370	75
EUROVAN D	AAB		1995		1998	DIESEL	2370	75
MULTIVAN D	AAB	9	1990	10	1992	DIESEL	2370	78
TRANSPORTER SYNCRO D	AAB	11	1992	9	1998	DIESEL	2370	78
TRANSPORTER T4 D	AAB	9	1990	4	1998	DIESEL	2370	78
TRANSPORTER T4 D	AJA	5	1997	4	1999	DIESEL	2370	75
TARO D	2L	2	1989	3	1997	DIESEL	2446	83
PASSAT 4 MOTION 30V	ATQ		2000		2000	GASOLINA	2771	190
PASSAT GL 30V	ATQ		2003		2003	GASOLINA	2771	190
PASSAT GLS 30V	ATQ		2000		2003	GASOLINA	2771	190
PASSAT GLS 4 MOTION 30V	ATQ		2001		2002	GASOLINA	2771	190
PASSAT GLX 30V	ATQ		2000		2003	GASOLINA	2771	190
PASSAT GLX 4 MOTION 30V	ATQ		2001		2003	GASOLINA	2771	190
PASSAT V6 30V	ACK	5	1997	6	2000	GASOLINA	2771	193
PASSAT V6 30V	AGE	5	1997	9	1999	GASOLINA	2771	180
PASSAT V6 30V	ALG	6	1997	12	1998	GASOLINA	2771	193
PASSAT V6 30V	AMX	10	2000	5	2002	GASOLINA	2771	193
PASSAT V6 30V	APR	5	1997	8	2000	GASOLINA	2771	193
PASSAT V6 30V	AQD	5	1997	8	2000	GASOLINA	2771	193
PASSAT V6 30V	ATQ	10	2000	5	2004	GASOLINA	2771	193
PASSAT V6 30V	ATX	9	1999	8	2000	GASOLINA	2771	190
PASSAT V6 30V	BBG	10	2000	5	2005	GASOLINA	2771	190
VARIANT V6 30V (DOHC)						GASOLINA	2771	190
PASSAT V6 30V (DOHC)	AMX	5	2002	5	2005	GASOLINA	2771	193
PASSAT GL 30V	ATQ		2004		2004	GASOLINA	2771	190
PASSAT GLS 30V	ATQ		2004		2005	GASOLINA	2771	190
PASSAT GLS 4 MOTION 30V	ATQ		2005		2005	GASOLINA	2771	190
PASSAT GLX 30V	ATQ		2004		2005	GASOLINA	2771	190
PASSAT GLX 4 MOTION 30V	ATQ		2004		2005	GASOLINA	2771	190
PASSAT V6 30V (DOHC)	ATQ	6	2004	5	2005	GASOLINA	2771	193
CORRADO SLC VR6 12V	AAA		1992		1994	GASOLINA	2792	172
CORRADO V6 12V	AAA		1992		1994	GASOLINA	2792	174
GOLF GTI VR6 VR6 12V	AAA		1995		1998	GASOLINA	2792	172
GOLF V6 12V	AAA	1	1992	12	1997	GASOLINA	2792	174
JETTA GLX VR6 12V	AAA		1994		1999	GASOLINA	2792	172
JETTA V6 12V	AAA	7	1993			GASOLINA	2792	174
PASSAT GLX VR6 12V	AAA		1993		1997	GASOLINA	2792	172
PASSAT V6 12V	AAA	6	1991	12	1996	GASOLINA	2792	174
VENTO V6 12V (DOHC) (No: <146000)	AAA	1	1992	12	1997	GASOLINA	2792	174
GOLF GTI VR6 VR6 12V	AAA	1	1995	12	1998	GASOLINA	2792	172
GOLF V6 12V	AAA		1992		1997	GASOLINA	2792	174
JETTA GLX VR6 12V	AAA		1994		1999	GASOLINA	2792	172
JETTA V6 12V	AAA	7	1993			GASOLINA	2792	174
PASSAT GLS	AAA		1993		1993	GASOLINA	2792	172
PASSAT GLX VR6	AAA		1995		1995	GASOLINA	2792	172
PASSAT GLX VR6 12V	AAA		1993		1997	GASOLINA	2792	172
PASSAT V6 12V	AAA	6	1991	12	1996	GASOLINA	2792	174
SHARAN V6 12V	AAA	9	1995	3	1998	GASOLINA	2792	174
VENTO V6 12V (DOHC) (GOLF VR6, VENTO V6) (PASSAT V6, JETTA V6) (No: 146001>)	AAA	1	1992	12	1997	GASOLINA	2792	174
LT 28 TDI 12V	AGK	2	1997	12	1998	DIESEL	2796	125
LT 28 TDI 12V	ATA	1	1999	1	2002	DIESEL	2796	131
LT 35 TDI 12V	AGK	2	1997	12	1998	DIESEL	2796	125
LT 35 TDI 12V	ATA	1	1999	1	2002	DIESEL	2796	131
CORRADO V6 12V	ABV	8	1991	7	1995	GASOLINA	2862	190
GOLF V6 12V	ABV	10	1994	12	1997	GASOLINA	2862	190
PASSAT V6 12V (DOHC) (No: <014000)	ABV	10	1994	12	1996	GASOLINA	2862	190
CORRADO V6 12V	ABV	8	1991	7	1995	GASOLINA	2862	190
GOLF V6 12V	ABV	10	1994	12	1997	GASOLINA	2862	190
PASSAT V6 12V (DOHC) (No: 014001>)	ABV	10	1994	12	1996	GASOLINA	2862	190




				IMAGEM DA JUNTA DO CABEÇOTE
	CÓDIGO MAHLE	CÓDIGO METAL LEVE		
79,50 79,50 79,50 79,50 79,50 79,50 79,50	JM0701150/5* S/ JUNTA CABEÇOTE JS0701150/5 S/ JUNTA CABEÇOTE	J&RM-9392/5* S/ JUNTA CABEÇOTE J&RS-9392/5 S/ JUNTA CABEÇOTE		
92,00	JAAE0630010/4 ADMISSÃO / ESCAPE JC0631200/4* 1,55 JC0631200/4* 1,65 JM0630010/4 S/ JUNTA CABEÇOTE JS0630010/4 C/RET. S/ JUNTA CABEÇOTE	JAAE9101/4 ADMISSÃO / ESCAPE J&RC-9567/4* 1,55 J&RC-9567/4* 1,65 J&RM-9101/4 S/ JUNTA CABEÇOTE J&RS-9101/4 C/RET. S/ JUNTA CABEÇOTE	PF0630042*	
82,50 82,50 82,50 82,50 82,50 82,50 82,50 82,50 82,50 82,50 82,50 82,50 82,50	JAV0701140/6* JUNTA TAMPA VÁLVULA JC0701140/6 JS0701140/6*	JAV9389/6* JUNTA TAMPA VÁLVULA J&RC-9389/6 J&RS-9389/6*		
82,50	JAV0701140/6* JUNTA TAMPA VÁLVULA JC0701140/6	JAV9389/6* JUNTA TAMPA VÁLVULA J&RC-9389/6		
82,50 82,50 82,50 82,50 82,50	JAV0701140/6* JUNTA TAMPA VÁLVULA JC0701140/6	JAV9389/6* JUNTA TAMPA VÁLVULA J&RC-9389/6		
81,00 81,00 81,00 81,00 81,00 81,00 81,00 81,00	JC0591330/4* JM0591330/4*	J&RC-9593/4* J&RM-9593/4*		
81,00 81,00 81,00 81,00 0,00 0,00 81,00 81,00 81,00 81,00	JC0591330/4*	J&RC-9593/4*		
93,00 93,00 93,00 93,00	JC0130510/4 JM0130510/4 JS0130510/4	J&RC-2301/4 J&RM-2301/4 J&RS-2301/4		
82,00 82,00 82,00	JC0591330/4* JM0591330/4*	J&RC-9593/4* J&RM-9593/4*		
82,00 82,00 82,00	JC0591330/4*	J&RC-9593/4*		



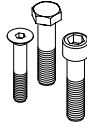










Descrição do Produto / Radical MAHLE / Radical Metal Leve: Junta do Coletor de Escape / JA / JA ;
 Junta do Coletor de Admissão / JAA / JAA; Junta do Coletor de Admissão e Escape / JAAE / JAAE;
 Junta do Carter / JAC / JAC; Junta da Tampa de Válvulas / JAV / JAV; Junta da Válvula Termostática / JAVT / JAVT;
 Junta do Cabeçote / JC / J&RC; Jogo de Juntas Inferior do Motor / JI / J&RI; Jogo de Juntas do Motor / JM / J&RM;
 Jogo de Juntas Superior do Motor / JS / J&RS; Jogo de Parafusos do Cabeçote / PF / PF;
 * Itens sob Consulta

		MÊS ANO			c.c.	POTÊNCIA (CV)
		→	←			
GOL	AE1000	1993	1996	ÁLC./GAS.		
GOL	AT 1.0 8V	1997		GASOLINA		
GOL PARATI	AT 1.0 16V AT 1.0 16V	1997 1997		GASOLINA GASOLINA		
GOL POWER FOX POLO	EA111 1.0 8V EA111 1.0 8V EA111 1.0 8V					
FUSCA BRASÍLIA KOMBI	VW 1300/1500/1600 VW 1300/1500/1600 VW 1300/1500/1600			ÁLC./GAS. ÁLC./GAS. ÁLC./GAS.		
PASSAT LS	1.5 AP	1974	1982	ÁLC./GAS.		
PASSAT TS	1.6 AP	1982	1985	ÁLC./GAS.		
GOL PARATI SAVEIRO VOYAGE	AP600/800 AP600/800 AP600/800 AP600/800	1985 1985 1985 1985	1995 1995 1995 1995	ÁLC./GAS. ÁLC./GAS. ÁLC./GAS. ÁLC./GAS.		
GOL PARATI SAVEIRO	AP600/800 AP600/800 AP600/800	1997 1997 1997	1998 1998 1998	ÁLC./GAS. ÁLC./GAS. ÁLC./GAS.		
GOL PARATI SAVEIRO (JUNTA DO CÁRTER DE BORRACHA)	AP600/800 AP600/800 AP600/800	1999 1999 1999		ÁLC./GAS. ÁLC./GAS. ÁLC./GAS.		
SANTANA QUANTUM	AP2000 AP2000	1990 1990	1996 1996	ÁLC./GAS. ÁLC./GAS.		
SANTANA QUANTUM	AP2000 AP2000	1997 1997	1998 1998	ÁLC./GAS. ÁLC./GAS.		
SANTANA QUANTUM (JUNTA DO CÁRTER DE BORRACHA)	AP2000 AP2000	1999 1999		ÁLC./GAS. ÁLC./GAS.		




				IMAGEM DA JUNTA DO CABEÇOTE
	CÓDIGO MAHLE	CÓDIGO METAL LEVE		
	JM59490/4 C/RET. JM59492/4 JC59490/4	J&RMR-2092/4 C/RET. J&RM-2092/4 J&RC-2092/4		
	JC70550/4 JM70500/4 C/RET. JM70500/4	J&RC-2409/4 J&RMR-2343/4 C/RET. J&RM-2343/4		
	JC70550/4 JM70550/4 C/RET. JM70550/4	J&RC-2409/4 J&RMR-2409/4 C/RET. J&RM-2409/4		
	JM70505/4 JC70550/4 JA70500/4	J&RM-9131/4 J&RC-2409/4 JA2343/4		
	JM70150/4 C/RET. JA709111/4	J&RMR-888/4 C/RET. JA888/4		
	JC70590/4 JM70590/4 C/RET. JM70592/4	J&RC-1092/4 J&RMR-1092/4 C/RET. J&RM-1092/4		
	JC70640/4 JM70670/4 C/RET. JM70672/4	J&RC-1450/4 J&RMR-1291/4 C/RET. J&RM-1291/4		
	JC70680/4 JM70680/4 C/RET. JM70682/4 JC70680/4 (MLS) JS0700680/4 C/RET.	J&RC-1479/4 J&RMR-1479/4 C/RET. J&RM-1479/4 J&RC-1479/4 (MLS) J&RS-1479/4 C/RET.		
	JM70810/4 C/RET. JM70810/4 JC70680/4 JC70680/4 (MLS)	J&RMR-2436/4 C/RET. J&RM-2436/4 J&RC-1479/4 J&RC-1479/4 (MLS)		
	JM70890/4 C/RET. JM70892/4 JS70892/4 JC70680/4 JC70680/4 (MLS)	J&RMR-2362/4 C/RET. J&RM-2362/4 J&RS-2362/4 J&RC-1479/4 J&RC-1479/4 (MLS)		
	JC70880/4 JM70880/4 C/RET. JM70880/4	J&RC-1853/4 J&RMR-1853/4 C/RET. J&RM-1853/4		
	JM70888/4 C/RET. JM70888/4 JC70880/4	J&RMR-9111/4 C/RET. J&RM-9111/4 J&RC-1853/4		
	JM70870/4 C/RET. JM70872/4 JC70880/4	J&RMR-1919/4 C/RET. J&RM-1919/4 J&RC-1853/4		



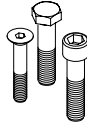


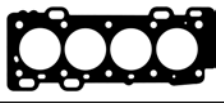
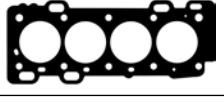



Descrição do Produto / Radical MAHLE / Radical Metal Leve: Junta do Coletor de Escape / JA / JA ;
 Junta do Coletor de Admissão / JAA / JAA; Junta do Coletor de Admissão e Escape / JAAE / JAAE;
 Junta do Câster / JAC / JAC; Junta da Tampa de Válvulas / JAV / JAV; Junta da Válvula Termostática / JAVT / JAVT;
 Junta do Cabeçote / JC / J&RC; Jogo de Juntas Inferior do Motor / JI / J&RI; Jogo de Juntas do Motor / JM / J&RM;
 Jogo de Juntas Superior do Motor / JS / J&RS; Jogo de Parafusos do Cabeçote / PF / PF;
 * Itens sob Consulta

		MÊS ANO			C.C.	POTÊNCIA (CV)		
		→	←					
66 DL	B11	8	1975	8	1978	GASOLINA	1108	45
66 GL	B130		1973		1976	GASOLINA	1289	57
66 GL (No: <26917)	B130S		1973		1976	GASOLINA	1289	57
66 GL	B130		1976			GASOLINA	1289	57
66 GL (No: 26918>)	B130S		1976			GASOLINA	1289	57
340	B14		1976		1981	GASOLINA	1397	70
343	B14		1976		1981	GASOLINA	1397	64
345	B14		1976		1981	GASOLINA	1397	64
S40 16V	B4164S		1997		1999	GASOLINA	1587	105
V40 16V (DOHC)	B4164S		1997		1999	GASOLINA	1587	105
S40 16V	B4164S2		2000		2004	GASOLINA	1587	109
V40 16V (DOHC) (No: <1818168)	B4164S2		2000		2004	GASOLINA	1587	109
S40 16V	B4164S2		2000		2004	GASOLINA	1587	109
V40 16V (DOHC) (No: 1818169>)	B4164S2		2000		2004	GASOLINA	1587	109
340	D16		1985		1988	DIESEL	1595	55
343	D16		1985		1988	DIESEL	1595	55
345	D16		1985		1988	DIESEL	1595	55
440	B16F		1990		1997	GASOLINA	1596	83
460	B16F		1990		1997	GASOLINA	1596	83
340	B172K		1986		1991	GASOLINA	1721	80
360	B172K		1986		1991	GASOLINA	1721	80
440	B18K		1988		1992	GASOLINA	1721	88
440	B18KP		1988		1992	GASOLINA	1721	88
460	B18E		1988		1991	GASOLINA	1721	106
460 (INJEÇÃO)	B18EP		1988		1992	GASOLINA	1721	106
460	B18FP		1988		1996	GASOLINA	1721	106
480 (INJEÇÃO)	B18F		1988		1991	GASOLINA	1721	106
440 TURBO	B18FT		1988		1996	GASOLINA	1721	122
460 TURBO	B18FT		1988		1996	GASOLINA	1721	122
480 TURBO	B18FT		1988		1996	GASOLINA	1721	122
S40 16V	B4184S		1995		1999	GASOLINA	1731	115
V40 16V (DOHC)	B4184S		1996		1999	GASOLINA	1731	115
S40 16V	B4184S2		2000		2004	GASOLINA	1783	122
V40 16V (DOHC) (No: <1818168)	B4184S2		2000		2004	GASOLINA	1783	122
S40 16V	B4184S2		2000		2004	GASOLINA	1783	122
V40 16V (DOHC) (No: 1818169>)	B4184S2		2000		2004	GASOLINA	1783	122
S40 16V	B4184S10		2001		2004	GASOLINA	1783	120
S40 16V	B4184S3		2000		2004	GASOLINA	1783	116
S40 16V	B4184S9		2001		2004	GASOLINA	1783	120
V40 16V	B4184S10		2001		2004	GASOLINA	1783	120
V40 16V	B4184S3		2000		2004	GASOLINA	1783	116
V40 16V (DOHC) (No: <1818168)	B4184S9		2001		2004	GASOLINA	1783	120
S40 16V	B4184S10		2001		2004	GASOLINA	1783	120
S40 16V	B4184S3		2000		2004	GASOLINA	1783	116
S40 16V	B4184S9		2001		2004	GASOLINA	1783	120
V40 16V	B4184S10		2001		2004	GASOLINA	1783	120
V40 16V	B4184S3		2000		2004	GASOLINA	1783	116
V40 16V (DOHC) (No: 1818169>)	B4184S9		2001		2004	GASOLINA	1783	120



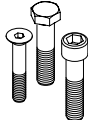









				IMAGEM DA JUNTA DO CABEÇOTE
	CÓDIGO MAHLE	CÓDIGO METAL LEVE		
70,00			PF0180039*	
73,00 73,00			PF0180039*	
73,00 73,00			PF0180039*	
76,00 76,00 76,00	JC0180340/4*	J&RC-9369/4*	PF0180039*	
81,00 81,00	JC2710030/4* JS2710030/4*	J&RC-9517/4* J&RS-9517/4*	PF2710066*	
81,00 81,00	JC2710070/4*	J&RC-9521/4*	PF2710066*	
81,00 81,00	JC2710070/4*	J&RC-9521/4*	PF2710066*	
78,00 78,00 78,00	JAV1950310/4* JUNTA TAMPA VÁLVULA	JAV9366/4* JUNTA TAMPA VÁLVULA	PF0180040*	
78,00 78,00	JAV1950310/4* JUNTA TAMPA VÁLVULA	JAV9366/4* JUNTA TAMPA VÁLVULA	PF0180040*	
81,00 81,00	JAV1950310/4* JUNTA TAMPA VÁLVULA JC0180410/4* JM0180410/4*	JAV9366/4* JUNTA TAMPA VÁLVULA J&RC-9328/4* J&RM-9328/4*	PF0180040*	
81,00 81,00 81,00 81,00	JAV1950310/4* JUNTA TAMPA VÁLVULA	JAV9366/4* JUNTA TAMPA VÁLVULA	PF0180040*	
81,00 81,00	JAV1950310/4* JUNTA TAMPA VÁLVULA	JAV9366/4* JUNTA TAMPA VÁLVULA	PF0180040*	
81,00 81,00 81,00	JAV1950310/4* JUNTA TAMPA VÁLVULA	JAV9366/4* JUNTA TAMPA VÁLVULA	PF0180040*	
83,00 83,00	JC0180420/4* JM0180420/4* JS0180420/4*	J&RC-9371/4* J&RM-9371/4* J&RS-9371/4*	PF2710066*	
83,00 83,00	JC2710020/4* JM2710060/4* JS2710060/4*	J&RC-9516/4* J&RM-9520/4* J&RS-9520/4*	PF2710066*	
83,00 83,00	JC2710020/4* JM2710020/4* JS2710020/4*	J&RC-9516/4* J&RM-9516/4* J&RS-9516/4*	PF2710066*	
81,00 81,00 81,00 81,00 81,00	JC2710070/4*	J&RC-9521/4*	PF2710066*	
81,00 81,00 81,00 81,00 81,00	JC2710070/4*	J&RC-9521/4*	PF2710066*	

Descrição do Produto / Radical MAHLE / Radical Metal Leve: Junta do Coletor de Escape / JA / JA ;
 Junta do Coletor de Admissão / JAA / JAA; Junta do Coletor de Admissão e Escape / JAAE / JAAE;
 Junta do Carter / JAC / JAC; Junta da Tampa de Válvulas / JAV / JAV; Junta da Válvula Termostática / JAVT / JAVT;
 Junta do Cabeçote / JC / J&RC; Jogo de Juntas Inferior do Motor / JI / J&RI; Jogo de Juntas do Motor / JM / J&RM;
 Jogo de Juntas Superior do Motor / JS / J&RS; Jogo de Parafusos do Cabeçote / PF / PF;
 * Itens sob Consulta




		MÊS ANO			C.C.	POTÊNCIA (CV)
		→	←			
440 460	B18U B18U	1991 1991	1997 1997	GASOLINA GASOLINA	1794 1794	90 90
C30 16V C30 16V S40 16V S40 16V V50 16V V50 16V (DOHC)	B4184S11 B4184S8 B4184S11 B4184S8 B4184S11 B4184S8	2006 2006 2005 2005 2005 2005		GASOLINA GASOLINA GASOLINA GASOLINA GASOLINA GASOLINA	1798 1798 1798 1798 1798 1798	125 125 125 125 125 125
S40 GDI 16V V40 GDI 16V (DOHC)	B4184SM B4184SM	1998 1998	2001 2001	GASOLINA GASOLINA	1834 1834	125 125
S40 GDI 16V V40 GDI 16V (DOHC)	B4184SJ B4184SJ	2001 2001	2004 2004	GASOLINA GASOLINA	1834 1834	121 121
S40 TURBO 16V V40 TURBO 16V (DOHC)	B4194T B4194T	1997 1997	1999 1999	GASOLINA GASOLINA	1855 1855	200 200
S40 16V V40 16V (DOHC) (No: <1818168)	B4194T2 B4194T2	1999 1999	2000 2000	GASOLINA GASOLINA	1855 1855	200 200
S40 16V V40 16V (DOHC) (No: 1818169>)	B4194T2 B4194T2	1999 1999	2000 2000	GASOLINA GASOLINA	1855 1855	200 200
440 TD 460 TD	D19T D19T	1994 1994	1997 1997	DIESEL DIESEL	1870 1870	90 90
S40 TD V40 TD	D4192T D4192T	1996 1996	1999 1999	DIESEL DIESEL	1870 1870	90 90
S40 16V S40 TURBO 16V V40 16V V40 TURBO 16V (DOHC)	B4204S B4204T B4204S B4204T	1996 1998 1996 1998	1999 1999 1999 1999	GASOLINA GASOLINA GASOLINA GASOLINA	1948 1948 1948 1948	140 160 140 160
S40 16V S40 16V S40 16V S40 16V S40 BASE TURBO 16V V40 16V V40 16V V40 16V V40 16V V40 16V V40 BASE TURBO 16V (DOHC) (No: <1818168)	B4204S2 B4204T2 B4204T3 B4204T5 B4204T3 B4204T3 B4204S2 B4204T2 B4204T3 B4204T5 B4204T3 B4204T5 B4204T3	2000 2000 2001 2001 2001 2001 2000 2000 2001 2001 2001 2001 2001	2004 2001 2004 2003 2003 2003 2004 2001 2004 2003 2003 2003	GASOLINA GASOLINA GASOLINA GASOLINA GASOLINA GASOLINA GASOLINA GASOLINA GASOLINA GASOLINA GASOLINA GASOLINA GASOLINA	1948 1948 1948 1948 1948 1948 1948 1948 1948 1948 1948 1948	136 160 163 200 162 162 136 160 163 200 162 200 162
S40 16V S40 16V S40 16V S40 16V S40 BASE TURBO 16V V40 16V V40 16V V40 16V V40 16V V40 16V V40 BASE TURBO 16V (DOHC) (No: 1818169>)	B4204S2 B4204T2 B4204T3 B4204T5 B4204T3 B4204T3 B4204S2 B4204T2 B4204T3 B4204T5 B4204T3 B4204T5 B4204T3	2000 2000 2001 2001 2001 2001 2000 2000 2001 2001 2001 2001 2001	2004 2001 2004 2003 2003 2003 2004 2001 2004 2003 2003 2003	GASOLINA GASOLINA GASOLINA GASOLINA GASOLINA GASOLINA GASOLINA GASOLINA GASOLINA GASOLINA GASOLINA GASOLINA GASOLINA	1948 1948 1948 1948 1948 1948 1948 1948 1948 1948 1948 1948	136 160 163 200 162 162 136 160 163 200 162 200 162



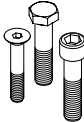







				IMAGEM DA JUNTA DO CABEÇOTE
	CÓDIGO MAHLE	CÓDIGO METAL LEVE		
82,70 82,70	JAAE0180530/4* ADMISSÃO / ESCAPE JAV1950310/4* JUNTA TAMPA VÁLVULA JM0180530/4 C/RET JS0180530/4	JAAE9328/4* ADMISSÃO / ESCAPE JAV9366/4* JUNTA TAMPA VÁLVULA J&RMR-9328/4 C/RET. J&RS-9328/4	PF0180040*	
83,00 83,00 83,00 83,00 83,00	JAV0590740/4* JUNTA TAMPA VÁLVULA	JAV9362/4* JUNTA TAMPA VÁLVULA		
81,00 81,00			PF1950060*	
81,00 81,00			PF1950060*	
81,00 81,00	JC2710030/4* JS2710030/4*	J&RC-9517/4* J&RS-9517/4*	PF2710066*	
81,00 81,00	JC2710070/4*	J&RC-9521/4*	PF2710066*	
81,00 81,00	JC2710070/4*	J&RC-9521/4*	PF2710066*	
80,00 80,00	JAV1950310/4* JUNTA TAMPA VÁLVULA	JAV9366/4* JUNTA TAMPA VÁLVULA		
80,00 80,00	JAV1950310/4* JUNTA TAMPA VÁLVULA	JAV9366/4* JUNTA TAMPA VÁLVULA		
83,00 83,00 83,00 83,00	JC0180420/4* JM0180420/4* JS0180420/4*	J&RC-9371/4* J&RM-9371/4* J&RS-9371/4*	PF2710066*	
83,00 83,00 83,00 83,00 83,00 83,00 83,00 83,00 83,00	JC2710020/4* JM2710060/4* JS2710060/4*	J&RC-9516/4* J&RM-9520/4* J&RS-9520/4*	PF2710066*	
83,00 83,00 83,00 83,00 83,00 83,00 83,00 83,00	JC2710020/4* JM2710020/4* JS2710020/4*	J&RC-9516/4* J&RM-9516/4* J&RS-9516/4*	PF2710066*	

Descrição do Produto / Radical MAHLE / Radical Metal Leve: Junta do Coletor de Escape / JA / JA ;
 Junta do Coletor de Admissão / JAA / JAA; Junta do Coletor de Admissão e Escape / JAAE / JAAE;
 Junta do Câster / JAC / JAC; Junta da Tampa de Válvulas / JAV / JAV; Junta da Válvula Termostática / JAVT / JAVT;
 Junta do Cabeçote / JC / J&RC; Jogo de Juntas Inferior do Motor / JI / J&RI; Jogo de Juntas do Motor / JM / J&RM;
 Jogo de Juntas Superior do Motor / JS / J&RS; Jogo de Parafusos do Cabeçote / PF / PF;
 * Itens sob Consulta

				IMAGEM DA JUNTA DO CABEÇOTE
	CÓDIGO MAHLE	CÓDIGO METAL LEVE		
81,00 81,00 81,00 81,00 81,00 81,00 81,00 81,00 81,00 81,00 81,00 81,00 81,00 81,00 81,00 81,00 81,00 81,00 81,00	JM2710040/5*	J&RM-9518/5*		
81,00 81,00	JM2710080/5* JS2710080/5*	J&RM-9522/5* J&RS-9522/5*		
81,00 81,00 81,00 81,00	JM2710090/5* JS2710090/5*	J&RM-9526/5* J&RS-9526/5*		
87,50 87,50 87,50	JAV0590740/4* JUNTA TAMPA VÁLVULA JC0590740/4	JAV9362/4* JUNTA TAMPA VÁLVULA J&RC-9362/4		
82,70 82,70 82,70	JAAE0180530/4* ADMISSÃO / ESCAPE JAV1950310/4* JUNTA TAMPA VÁLVULA JM0180530/4 C/RET JS0180530/4	JAAE9328/4* ADMISSÃO / ESCAPE JAV9366/4* JUNTA TAMPA VÁLVULA J&RMR-9328/4 C/RET. J&RS-9328/4	PF0180040*	
87,50 87,50 87,50	JAV0590740/4* JUNTA TAMPA VÁLVULA JC0590740/4	JAV9362/4* JUNTA TAMPA VÁLVULA J&RC-9362/4		
87,50 87,50 87,50 87,50	JAV0590740/4* JUNTA TAMPA VÁLVULA JC0590740/4	JAV9362/4* JUNTA TAMPA VÁLVULA J&RC-9362/4		
81,00 81,00 81,00 81,00 81,00 81,00 81,00 81,00 81,00 81,00 81,00 81,00 81,00 81,00	JM2710040/5*	J&RM-9518/5*		
81,00	JM2710080/5* JS2710080/5*	J&RM-9522/5* J&RS-9522/5*		

Descrição do Produto / Radical MAHLE / Radical Metal Leve: Junta do Coletor de Escape / JA / JA ;
 Junta do Coletor de Admissão / JAA / JAA; Junta do Coletor de Admissão e Escape / JAAE / JAAE;
 Junta do Câter / JAC / JAC; Junta da Tampa de Válvulas / JAV / JAV; Junta da Válvula Termostática / JAVT / JAVT;
 Junta do Cabeçote / JC / J&RC; Jogo de Juntas Inferior do Motor / JI / J&RI; Jogo de Juntas do Motor / JM / J&RM;
 Jogo de Juntas Superior do Motor / JS / J&RS; Jogo de Parafusos do Cabeçote / PF / PF;
 * Itens sob Consulta

		MÊS ANO			c.c.	POTÊNCIA (CV)
		→	←			
S90 24V S90 24V S90 BASE 24V V90 24V V90 24V V90 BASE 24V (DOHC)	B6304F B6304S1 B6304S2 B6304F B6304S1 B6304S2	1997 1997 1997 1997 1997 1997	1998 1998 1998 1998 1998 1998	GASOLINA GASOLINA GASOLINA GASOLINA GASOLINA GASOLINA	2922 2922 2917 2922 2922 2917	204 204 181 204 204 181
S80 24V (DOHC) (No: <1818168)	B6304S		1999	GASOLINA	2922	204
S80 24V (DOHC) (No: 1818169>)	B6304S		1999	GASOLINA	2922	204
FH-12 N10 NL10 (JUNTA DO CABEÇOTE 130MM)	D12C / D12D TD100/TD101/TD102 TD100/TD101/TD102		1983 1983	DIESEL DIESEL DIESEL		
N10 NL10 (JUNTA DO CABEÇOTE 137MM)	TD100/TD101/TD102 TD100/TD101/TD102			DIESEL DIESEL		
N12 NL12 (JUNTA DO CABEÇOTE 140MM)	TD120/TD121/TD122 TD120/TD121/TD122			DIESEL DIESEL		
N12 NL12 (JUNTA DO CABEÇOTE 147MM)	TD120/TD121/TD122 TD120/TD121/TD122			DIESEL DIESEL		

				IMAGEM DA JUNTA DO CABEÇOTE
	CÓDIGO MAHLE	CÓDIGO METAL LEVE		
83,00 83,00 83,00 83,00 83,00 83,00	JC2710010/6*	J&RC-9515/6*		
83,00	JC2710010/6* JM2710010/6* JS2710010/6*	J&RC-9515/6* J&RM-9515/6* J&RS-9515/6*		
83,00	JC2710010/6*	J&RC-9515/6*		
	JC0710120/6 JC71100/1	J&RC-1860/1 J&RC-1159/1		
	JC71400/1 JM71400/6 JS71400/1	J&RC-1730/1 J&RM-1730/6 J&RS-1730/1		
	JC71460/1 JM71460/6 JS71460/1	J&RC-9030/1 J&RM-9030/6 J&RS-9030/1		
	JC71500/1 JM71460/6 JS71500/1	J&RC-1860/1 J&RM-9030/6 J&RS-1860/1		

Descrição do Produto / Radical MAHLE / Radical Metal Leve: Junta do Coletor de Escape / JA / JA ;
 Junta do Coletor de Admissão / JAA / JAA; Junta do Coletor de Admissão e Escape / JAAE / JAAE;
 Junta do Câster / JAC / JAC; Junta da Tampa de Válvulas / JAV / JAV; Junta da Válvula Termostática / JAVT / JAVT;
 Junta do Cabeçote / JC / J&RC; Jogo de Juntas Inferior do Motor / JI / J&RI; Jogo de Juntas do Motor / JM / J&RM;
 Jogo de Juntas Superior do Motor / JS / J&RS; Jogo de Parafusos do Cabeçote / PF / PF;
 * Itens sob Consulta

CÓDIGO MAHLE	CÓDIGO METAL LEVE	CONVERSÕES	
		FABRICANTE	CÓDIGO
	J&RM-1366/1 C/RET.	VALFLEX	56387
	J&RM-9023/1 C/RET.	VALFLEX	56348
	J&RM-9080/1 S/RET.	VALFLEX	66167PH
	J&RM-9171/1 C/RET.	VALFLEX	56257
	J&RM-9294/1 S/RET.	VALFLEX	66146
JA0010090/4 JUNTA DO COLETOR ESCAPE	JA9360/4 JUNTA DO COLETOR ESCAPE	AJUSA	13008100
JA0010090/4 JUNTA DO COLETOR ESCAPE	JA9360/4 JUNTA DO COLETOR ESCAPE	GOETZE	31-026038-00
JA0010090/4 JUNTA DO COLETOR ESCAPE	JA9360/4 JUNTA DO COLETOR ESCAPE	O.E.	1904915
JA0010090/4 JUNTA DO COLETOR ESCAPE	JA9360/4 JUNTA DO COLETOR ESCAPE	O.E.	98434020
JA0010090/4 JUNTA DO COLETOR ESCAPE	JA9360/4 JUNTA DO COLETOR ESCAPE	O.E.	7701035824
JA0010090/4 JUNTA DO COLETOR ESCAPE	JA9360/4 JUNTA DO COLETOR ESCAPE	PAYEN	JC055
JA0010090/4 JUNTA DO COLETOR ESCAPE	JA9360/4 JUNTA DO COLETOR ESCAPE	PAYEN	JC706
JA0010090/4 JUNTA DO COLETOR ESCAPE	JA9360/4 JUNTA DO COLETOR ESCAPE	SPESSO	30792/1505
JA0010090/4 JUNTA DO COLETOR ESCAPE	JA9360/4 JUNTA DO COLETOR ESCAPE	VICTOR REINZ	71-33962-00
JA70500/4	JA2343/4	SABÓ	84605
JA709111/4	JA888/4	SABÓ	46421F1
JAA0010050/4 JUNTA ADMISSÃO	JAA9183/4 JUNTA ADMISSÃO	AJUSA	13013000
JAA0010050/4 JUNTA ADMISSÃO	JAA9183/4 JUNTA ADMISSÃO	ELRING	481.300
JAA0010050/4 JUNTA ADMISSÃO	JAA9183/4 JUNTA ADMISSÃO	GOETZE	31-024274-00
JAA0010050/4 JUNTA ADMISSÃO	JAA9183/4 JUNTA ADMISSÃO	GOETZE	31-024274-10
JAA0010050/4 JUNTA ADMISSÃO	JAA9183/4 JUNTA ADMISSÃO	O.E.	4279436
JAA0010050/4 JUNTA ADMISSÃO	JAA9183/4 JUNTA ADMISSÃO	O.E.	4403007
JAA0010050/4 JUNTA ADMISSÃO	JAA9183/4 JUNTA ADMISSÃO	O.E.	98425767
JAA0010050/4 JUNTA ADMISSÃO	JAA9183/4 JUNTA ADMISSÃO	O.E.	99425767
JAA0010050/4 JUNTA ADMISSÃO	JAA9183/4 JUNTA ADMISSÃO	O.E.	5001001283
JAA0010050/4 JUNTA ADMISSÃO	JAA9183/4 JUNTA ADMISSÃO	O.E.	7700034967
JAA0010050/4 JUNTA ADMISSÃO	JAA9183/4 JUNTA ADMISSÃO	O.E.	7701034967
JAA0010050/4 JUNTA ADMISSÃO	JAA9183/4 JUNTA ADMISSÃO	PAYEN	JC054
JAA0010050/4 JUNTA ADMISSÃO	JAA9183/4 JUNTA ADMISSÃO	SPESSO	30663/9408
JAA0010050/4 JUNTA ADMISSÃO	JAA9183/4 JUNTA ADMISSÃO	VICTOR REINZ	71-33621-00
JAA0140240/4 JUNTA ADMISSÃO	JAA1615/4 JUNTA ADMISSÃO	SABÓ	16111FPS
JAA0180693/4* JUNTA ADMISSÃO	JAA9268/4* JUNTA ADMISSÃO	AJUSA	13180000
JAA0180693/4* JUNTA ADMISSÃO	JAA9268/4* JUNTA ADMISSÃO	ELRING	223.020
JAA0180693/4* JUNTA ADMISSÃO	JAA9268/4* JUNTA ADMISSÃO	ELRING	522.230
JAA0180693/4* JUNTA ADMISSÃO	JAA9268/4* JUNTA ADMISSÃO	O.E.	7701473007
JAA0180693/4* JUNTA ADMISSÃO	JAA9268/4* JUNTA ADMISSÃO	O.E.	7701475823
JAA0180693/4* JUNTA ADMISSÃO	JAA9268/4* JUNTA ADMISSÃO	PAYEN	JD5885
JAA0180693/4* JUNTA ADMISSÃO	JAA9268/4* JUNTA ADMISSÃO	VICTOR REINZ	11-35242-01
JAA0480750/4* JUNTA ADMISSÃO	JAA9576/4* JUNTA ADMISSÃO	AJUSA	13189800
JAA0480750/4* JUNTA ADMISSÃO	JAA9576/4* JUNTA ADMISSÃO	ELRING	130.160
JAA0480750/4* JUNTA ADMISSÃO	JAA9576/4* JUNTA ADMISSÃO	O.E.	1661410080
JAA0480750/4* JUNTA ADMISSÃO	JAA9576/4* JUNTA ADMISSÃO	PAYEN	JD5804
JAA0480750/4* JUNTA ADMISSÃO	JAA9576/4* JUNTA ADMISSÃO	VICTOR REINZ	71-35377-00
JAA1950300/4* JUNTA ADMISSÃO	JAA9365/4* JUNTA ADMISSÃO	AJUSA	13113500
JAA1950300/4* JUNTA ADMISSÃO	JAA9365/4* JUNTA ADMISSÃO	O.E.	ME202969
JAA1950300/4* JUNTA ADMISSÃO	JAA9365/4* JUNTA ADMISSÃO	VICTOR REINZ	71-52903-00
JAAE0180530/4* ADMISSÃO / ESCAPE	JAAE9328/4* ADMISSÃO / ESCAPE	AJUSA	13086400
JAAE0180530/4* ADMISSÃO / ESCAPE	JAAE9328/4* ADMISSÃO / ESCAPE	ELRING	525.170
JAAE0180530/4* ADMISSÃO / ESCAPE	JAAE9328/4* ADMISSÃO / ESCAPE	GOETZE	31-027573-00
JAAE0180530/4* ADMISSÃO / ESCAPE	JAAE9328/4* ADMISSÃO / ESCAPE	O.E.	34666172
JAAE0180530/4* ADMISSÃO / ESCAPE	JAAE9328/4* ADMISSÃO / ESCAPE	O.E.	7700854539
JAAE0180530/4* ADMISSÃO / ESCAPE	JAAE9328/4* ADMISSÃO / ESCAPE	PAYEN	JD419
JAAE0180530/4* ADMISSÃO / ESCAPE	JAAE9328/4* ADMISSÃO / ESCAPE	VICTOR REINZ	71-33617-00
JAAE0630010/4 ADMISSÃO / ESCAPE	JAAE9101/4 ADMISSÃO / ESCAPE	AJUSA	13093800
JAAE0630010/4 ADMISSÃO / ESCAPE	JAAE9101/4 ADMISSÃO / ESCAPE	O.E.	17173-54030
JAAE0630010/4 ADMISSÃO / ESCAPE	JAAE9101/4 ADMISSÃO / ESCAPE	VICTOR REINZ	71-52982-00
JAAE1950010/4* ADMISSÃO / ESCAPE	JAAE9115/4* ADMISSÃO / ESCAPE	AJUSA	13062100
JAAE1950010/4* ADMISSÃO / ESCAPE	JAAE9115/4* ADMISSÃO / ESCAPE	FEL-PRO	MS 91719-1
JAAE1950010/4* ADMISSÃO / ESCAPE	JAAE9115/4* ADMISSÃO / ESCAPE	O.E.	MD050482
JAAE1950010/4* ADMISSÃO / ESCAPE	JAAE9115/4* ADMISSÃO / ESCAPE	O.E.	MD081533
JAAE1950010/4* ADMISSÃO / ESCAPE	JAAE9115/4* ADMISSÃO / ESCAPE	PAYEN	JC224
JAAE1950010/4* ADMISSÃO / ESCAPE	JAAE9115/4* ADMISSÃO / ESCAPE	PAYEN	JE224
JAAE1950010/4* ADMISSÃO / ESCAPE	JAAE9115/4* ADMISSÃO / ESCAPE	VICTOR REINZ	70-52463-00
JAAE25400/4 ADMISSÃO / ESCAPE	JAAE2463/4 ADMISSÃO / ESCAPE	SABÓ	84612
JAC0010050/4* JUNTA TAMPA DO CÁRTER	JAC9183/4* JUNTA TAMPA DO CÁRTER	AJUSA	14066500
JAC0010050/4* JUNTA TAMPA DO CÁRTER	JAC9183/4* JUNTA TAMPA DO CÁRTER	O.E.	98446492
JAC0010050/4* JUNTA TAMPA DO CÁRTER	JAC9183/4* JUNTA TAMPA DO CÁRTER	O.E.	99488486
JAC0010050/4* JUNTA TAMPA DO CÁRTER	JAC9183/4* JUNTA TAMPA DO CÁRTER	PAYEN	JJ533

Descrição do Produto / Radical MAHLE / Radical Metal Leve: Junta do Coletor de Escape / JA / JA ; Junta do Coletor de Admissão / JAA / JAA; Junta do Coletor de Admissão e Escape / JAAE / JAAE; Junta do Cáter / JAC / JAC; Junta da Tampa de Válvulas / JAV / JAV; Junta da Válvula Termostática / JAVT / JAVT; Junta do Cabeçote / JC / J&RC; Jogo de Juntas Inferior do Motor / JI / J&RI; Jogo de Juntas do Motor / JM / J&RM; Jogo de Juntas Superior do Motor / JS / J&RS; Jogo de Parafusos do Cabeçote / PF / PF;

* Itens sob Consulta

TABELA DE CONVERSÃO / CROSS REFERENCE

MAHLE

CÓDIGO MAHLE	CÓDIGO METAL LEVE	CONVERSÕES	
		FABRICANTE	CÓDIGO
JAC0010050/4* JUNTA TAMPA DO CÂRTER	JAC9183/4* JUNTA TAMPA DO CÂRTER	PAYEN	JJ613
JAC0010050/4* JUNTA TAMPA DO CÂRTER	JAC9183/4* JUNTA TAMPA DO CÂRTER	VICTOR REINZ	71-33934-00
JAC0140300/4 JUNTA TAMPA DO CÂRTER	JAC-9074/4 JUNTA TAMPA DO CÂRTER	SABÓ	96000
JAC0180400/4* JUNTA TAMPA DO CÂRTER	JAC9327/4* JUNTA TAMPA DO CÂRTER	AJUSA	14075900
JAC0180400/4* JUNTA TAMPA DO CÂRTER	JAC9327/4* JUNTA TAMPA DO CÂRTER	ELRING	263.380
JAC0180400/4* JUNTA TAMPA DO CÂRTER	JAC9327/4* JUNTA TAMPA DO CÂRTER	O.E.	770273486
JAC0180400/4* JUNTA TAMPA DO CÂRTER	JAC9327/4* JUNTA TAMPA DO CÂRTER	O.E.	7700273486
JAC0180400/4* JUNTA TAMPA DO CÂRTER	JAC9327/4* JUNTA TAMPA DO CÂRTER	PAYEN	HC478
JAC0180400/4* JUNTA TAMPA DO CÂRTER	JAC9327/4* JUNTA TAMPA DO CÂRTER	VICTOR REINZ	71-34359-00
JAC0250020/4 JUNTA TAMPA DO CÂRTER	JAC1638/4 JUNTA TAMPA DO CÂRTER	SABÓ	86224
JAC0250210/4 JUNTA TAMPA DO CÂRTER	JAC-2320/4 JUNTA TAMPA DO CÂRTER	SABÓ	86278
JAC0480350/6 JUNTA TAMPA DO CÂRTER	JAC9041/6 JUNTA TAMPA DO CÂRTER	SABÓ	48816EF
JAC0480350/6 JUNTA TAMPA DO CÂRTER	JAC9041/6 JUNTA TAMPA DO CÂRTER	SPAAL	48816CL
JAC0510700/4* JUNTA TAMPA DO CÂRTER	JAC9363/4* JUNTA TAMPA DO CÂRTER	AJUSA	14070700
JAC0510700/4* JUNTA TAMPA DO CÂRTER	JAC9363/4* JUNTA TAMPA DO CÂRTER	O.E.	11251-P1J-E00
JAC0510790/4* JUNTA TAMPA DO CÂRTER	JAC9501/4* JUNTA TAMPA DO CÂRTER	AJUSA	14029700
JAC0510790/4* JUNTA TAMPA DO CÂRTER	JAC9501/4* JUNTA TAMPA DO CÂRTER	ELRING	705.110
JAC0510790/4* JUNTA TAMPA DO CÂRTER	JAC9501/4* JUNTA TAMPA DO CÂRTER	FEL-PRO	OS 30542 R
JAC0510790/4* JUNTA TAMPA DO CÂRTER	JAC9501/4* JUNTA TAMPA DO CÂRTER	O.E.	11251-P01-004
JAC0510790/4* JUNTA TAMPA DO CÂRTER	JAC9501/4* JUNTA TAMPA DO CÂRTER	O.E.	11251-P1K-E00
JAC0510790/4* JUNTA TAMPA DO CÂRTER	JAC9501/4* JUNTA TAMPA DO CÂRTER	O.E.	11251-PE0-000
JAC0510790/4* JUNTA TAMPA DO CÂRTER	JAC9501/4* JUNTA TAMPA DO CÂRTER	O.E.	11251-PE0-003
JAC0510790/4* JUNTA TAMPA DO CÂRTER	JAC9501/4* JUNTA TAMPA DO CÂRTER	O.E.	11251-PE0-004
JAC0510790/4* JUNTA TAMPA DO CÂRTER	JAC9501/4* JUNTA TAMPA DO CÂRTER	O.E.	11251-PE0-010
JAC0510790/4* JUNTA TAMPA DO CÂRTER	JAC9501/4* JUNTA TAMPA DO CÂRTER	O.E.	11251-PE0-020
JAC0510790/4* JUNTA TAMPA DO CÂRTER	JAC9501/4* JUNTA TAMPA DO CÂRTER	O.E.	11251-PE2-003
JAC0510790/4* JUNTA TAMPA DO CÂRTER	JAC9501/4* JUNTA TAMPA DO CÂRTER	O.E.	11251-PE2-004
JAC0510790/4* JUNTA TAMPA DO CÂRTER	JAC9501/4* JUNTA TAMPA DO CÂRTER	O.E.	11251-PE2-010
JAC0510790/4* JUNTA TAMPA DO CÂRTER	JAC9501/4* JUNTA TAMPA DO CÂRTER	O.E.	11251-PE2-020
JAC0510790/4* JUNTA TAMPA DO CÂRTER	JAC9501/4* JUNTA TAMPA DO CÂRTER	O.E.	DBP4100
JAC0510790/4* JUNTA TAMPA DO CÂRTER	JAC9501/4* JUNTA TAMPA DO CÂRTER	O.E.	DBP9347
JAC0510790/4* JUNTA TAMPA DO CÂRTER	JAC9501/4* JUNTA TAMPA DO CÂRTER	PAYEN	JJ309
JAC0510790/4* JUNTA TAMPA DO CÂRTER	JAC9501/4* JUNTA TAMPA DO CÂRTER	PAYEN	JJ480
JAC0510790/4* JUNTA TAMPA DO CÂRTER	JAC9501/4* JUNTA TAMPA DO CÂRTER	VICTOR REINZ	71-52284-00
JAC0510790/4* JUNTA TAMPA DO CÂRTER	JAC9501/4* JUNTA TAMPA DO CÂRTER	VICTOR REINZ	OS38142
JAC0590020/4 JUNTA TAMPA DO CÂRTER	JAC-9246/4 JUNTA TAMPA DO CÂRTER	SABÓ	79649
JAV0080030/4* JUNTA TAMPA VÁLVULA	JAV9324/4* JUNTA TAMPA VÁLVULA	AJUSA	11044100
JAV0080030/4* JUNTA TAMPA VÁLVULA	JAV9324/4* JUNTA TAMPA VÁLVULA	ELRING	026.450
JAV0080030/4* JUNTA TAMPA VÁLVULA	JAV9324/4* JUNTA TAMPA VÁLVULA	O.E.	11189-71C00
JAV0080030/4* JUNTA TAMPA VÁLVULA	JAV9324/4* JUNTA TAMPA VÁLVULA	PAYEN	JN886
JAV0080100/4* JUNTA TAMPA VÁLVULA	JAV9545/4* JUNTA TAMPA VÁLVULA	AJUSA	56019900
JAV0080100/4* JUNTA TAMPA VÁLVULA	JAV9545/4* JUNTA TAMPA VÁLVULA	ELRING	399.550
JAV0080100/4* JUNTA TAMPA VÁLVULA	JAV9545/4* JUNTA TAMPA VÁLVULA	ELRING	818.011
JAV0080100/4* JUNTA TAMPA VÁLVULA	JAV9545/4* JUNTA TAMPA VÁLVULA	FEL-PRO	VS 50323 C
JAV0080100/4* JUNTA TAMPA VÁLVULA	JAV9545/4* JUNTA TAMPA VÁLVULA	GOETZE	31-026132-00
JAV0080100/4* JUNTA TAMPA VÁLVULA	JAV9545/4* JUNTA TAMPA VÁLVULA	O.E.	11189-82600
JAV0080100/4* JUNTA TAMPA VÁLVULA	JAV9545/4* JUNTA TAMPA VÁLVULA	PAYEN	JN606
JAV0080100/4* JUNTA TAMPA VÁLVULA	JAV9545/4* JUNTA TAMPA VÁLVULA	VICTOR REINZ	VS50042
JAV0100520/6* JUNTA TAMPA VÁLVULA	JAV9421/6* JUNTA TAMPA VÁLVULA	AJUSA	56014100
JAV0100520/6* JUNTA TAMPA VÁLVULA	JAV9421/6* JUNTA TAMPA VÁLVULA	PAYEN	JM5247
JAV0100580/6* JUNTA TAMPA VÁLVULA	JAV9444/6* JUNTA TAMPA VÁLVULA	AJUSA	56013900
JAV0100580/6* JUNTA TAMPA VÁLVULA	JAV9444/6* JUNTA TAMPA VÁLVULA	ELRING	339.250
JAV0100580/6* JUNTA TAMPA VÁLVULA	JAV9444/6* JUNTA TAMPA VÁLVULA	FEL-PRO	VS 50026 R-1
JAV0100580/6* JUNTA TAMPA VÁLVULA	JAV9444/6* JUNTA TAMPA VÁLVULA	FEL-PRO	VS 50173 R
JAV0100580/6* JUNTA TAMPA VÁLVULA	JAV9444/6* JUNTA TAMPA VÁLVULA	GOETZE	50-028201-00
JAV0100580/6* JUNTA TAMPA VÁLVULA	JAV9444/6* JUNTA TAMPA VÁLVULA	O.E.	22441-35000
JAV0100580/6* JUNTA TAMPA VÁLVULA	JAV9444/6* JUNTA TAMPA VÁLVULA	O.E.	MD105185
JAV0100580/6* JUNTA TAMPA VÁLVULA	JAV9444/6* JUNTA TAMPA VÁLVULA	O.E.	MD120091
JAV0100580/6* JUNTA TAMPA VÁLVULA	JAV9444/6* JUNTA TAMPA VÁLVULA	O.E.	MD133671
JAV0100580/6* JUNTA TAMPA VÁLVULA	JAV9444/6* JUNTA TAMPA VÁLVULA	PAYEN	JN713
JAV0100580/6* JUNTA TAMPA VÁLVULA	JAV9444/6* JUNTA TAMPA VÁLVULA	VICTOR REINZ	VS50054
JAV0130600/3 JUNTA TAMPA VÁLVULA	JAV-2180/3 JUNTA TAMPA VÁLVULA	SABÓ	71127-FB1
JAV0140010/4 JUNTA TAMPA VÁLVULA	JAV1147/4 JUNTA TAMPA VÁLVULA	SABÓ	10826 EF
JAV0140300/4* JUNTA TAMPA VÁLVULA	JAV9074/4* JUNTA TAMPA VÁLVULA	AJUSA	11039600
JAV0140300/4* JUNTA TAMPA VÁLVULA	JAV9074/4* JUNTA TAMPA VÁLVULA	ELRING	763.853
JAV0140300/4* JUNTA TAMPA VÁLVULA	JAV9074/4* JUNTA TAMPA VÁLVULA	GOETZE	50-026336-00
JAV0140300/4* JUNTA TAMPA VÁLVULA	JAV9074/4* JUNTA TAMPA VÁLVULA	GOETZE	50-026336-10
JAV0140300/4* JUNTA TAMPA VÁLVULA	JAV9074/4* JUNTA TAMPA VÁLVULA	O.E.	607643

Descrição do Produto / Radical MAHLE / Radical Metal Leve: Junta do Coletor de Escape / JA / JA ;
 Junta do Coletor de Admissão / JAA / JAA; Junta do Coletor de Admissão e Escape / JAAE / JAAE;
 Junta do Câster / JAC / JAC; Junta da Tampa de Válvulas / JAV / JAV; Junta da Válvula Termostática / JAVT / JAVT;
 Junta do Cabeçote / JC / J&RC; Jogo de Juntas Inferior do Motor / JI / J&RI; Jogo de Juntas do Motor / JM / J&RM;
 Jogo de Juntas Superior do Motor / JS / J&RS; Jogo de Parafusos do Cabeçote / PF / PF;
 * Itens sob Consulta



© MAHLE 2019/2020 | 343

CÓDIGO MAHLE	CÓDIGO METAL LEVE	CONVERSÕES	
		FABRICANTE	CÓDIGO
JAV0140300/4* JUNTA TAMPA VÁLVULA	JAV9074/4* JUNTA TAMPA VÁLVULA	O.E.	90466638
JAV0140300/4* JUNTA TAMPA VÁLVULA	JAV9074/4* JUNTA TAMPA VÁLVULA	PAYEN	JM950
JAV0140300/4* JUNTA TAMPA VÁLVULA	JAV9074/4* JUNTA TAMPA VÁLVULA	VICTOR REINZ	70-28233-00
JAV0140300/4* JUNTA TAMPA VÁLVULA	JAV9074/4* JUNTA TAMPA VÁLVULA	VICTOR REINZ	71-28233-00
JAV0140380/6* JUNTA TAMPA VÁLVULA	JAV9471/6* JUNTA TAMPA VÁLVULA	AJUSA	11030700
JAV0140380/6* JUNTA TAMPA VÁLVULA	JAV9471/6* JUNTA TAMPA VÁLVULA	ELRING	197.874
JAV0140380/6* JUNTA TAMPA VÁLVULA	JAV9471/6* JUNTA TAMPA VÁLVULA	ELRING	693.693
JAV0140380/6* JUNTA TAMPA VÁLVULA	JAV9471/6* JUNTA TAMPA VÁLVULA	ELRING	752.193
JAV0140380/6* JUNTA TAMPA VÁLVULA	JAV9471/6* JUNTA TAMPA VÁLVULA	GOETZE	50-026098-00
JAV0140380/6* JUNTA TAMPA VÁLVULA	JAV9471/6* JUNTA TAMPA VÁLVULA	O.E.	607627
JAV0140380/6* JUNTA TAMPA VÁLVULA	JAV9471/6* JUNTA TAMPA VÁLVULA	O.E.	607628
JAV0140380/6* JUNTA TAMPA VÁLVULA	JAV9471/6* JUNTA TAMPA VÁLVULA	O.E.	90237386
JAV0140380/6* JUNTA TAMPA VÁLVULA	JAV9471/6* JUNTA TAMPA VÁLVULA	O.E.	90295791
JAV0140380/6* JUNTA TAMPA VÁLVULA	JAV9471/6* JUNTA TAMPA VÁLVULA	O.E.	90299556
JAV0140380/6* JUNTA TAMPA VÁLVULA	JAV9471/6* JUNTA TAMPA VÁLVULA	PAYEN	JN694
JAV0140380/6* JUNTA TAMPA VÁLVULA	JAV9471/6* JUNTA TAMPA VÁLVULA	VICTOR REINZ	70-27334-00
JAV0140380/6* JUNTA TAMPA VÁLVULA	JAV9471/6* JUNTA TAMPA VÁLVULA	VICTOR REINZ	71-27334-00
JAV0140420/4 JUNTA TAMPA VÁLVULA	JAV1109/4 JUNTA TAMPA VÁLVULA	SABÓ	10626EF
JAV0140520/6 JUNTA TAMPA VÁLVULA	JAV1107/6 JUNTA TAMPA VÁLVULA	SABÓ	51026EF
JAV0141070/4* JUNTA TAMPA VÁLVULA	JAV9418/4* JUNTA TAMPA VÁLVULA	AJUSA	56025300
JAV0141070/4* JUNTA TAMPA VÁLVULA	JAV9418/4* JUNTA TAMPA VÁLVULA	ELRING	457.380
JAV0141070/4* JUNTA TAMPA VÁLVULA	JAV9418/4* JUNTA TAMPA VÁLVULA	PAYEN	JM5073
JAV0141070/4* JUNTA TAMPA VÁLVULA	JAV9418/4* JUNTA TAMPA VÁLVULA	VICTOR REINZ	15-53108-01
JAV0180210/4* JUNTA TAMPA VÁLVULA	JAV9326/4* JUNTA TAMPA VÁLVULA	AJUSA	11093800
JAV0180210/4* JUNTA TAMPA VÁLVULA	JAV9326/4* JUNTA TAMPA VÁLVULA	ELRING	175.360
JAV0180210/4* JUNTA TAMPA VÁLVULA	JAV9326/4* JUNTA TAMPA VÁLVULA	GOETZE	50-029881-00
JAV0180210/4* JUNTA TAMPA VÁLVULA	JAV9326/4* JUNTA TAMPA VÁLVULA	O.E.	7701049734
JAV0180210/4* JUNTA TAMPA VÁLVULA	JAV9326/4* JUNTA TAMPA VÁLVULA	PAYEN	JM5131
JAV0180210/4* JUNTA TAMPA VÁLVULA	JAV9326/4* JUNTA TAMPA VÁLVULA	VICTOR REINZ	71-34459-00
JAV0180370/4* JUNTA TAMPA VÁLVULA	JAV9370/4* JUNTA TAMPA VÁLVULA	AJUSA	11047000
JAV0180370/4* JUNTA TAMPA VÁLVULA	JAV9370/4* JUNTA TAMPA VÁLVULA	ELRING	439.690
JAV0180370/4* JUNTA TAMPA VÁLVULA	JAV9370/4* JUNTA TAMPA VÁLVULA	GOETZE	50-027577-00
JAV0180370/4* JUNTA TAMPA VÁLVULA	JAV9370/4* JUNTA TAMPA VÁLVULA	O.E.	7701036311
JAV0180370/4* JUNTA TAMPA VÁLVULA	JAV9370/4* JUNTA TAMPA VÁLVULA	PAYEN	JN936
JAV0180370/4* JUNTA TAMPA VÁLVULA	JAV9370/4* JUNTA TAMPA VÁLVULA	SPESSO	41147/3200
JAV0180370/4* JUNTA TAMPA VÁLVULA	JAV9370/4* JUNTA TAMPA VÁLVULA	VICTOR REINZ	70-31037-00
JAV0180370/4* JUNTA TAMPA VÁLVULA	JAV9370/4* JUNTA TAMPA VÁLVULA	VICTOR REINZ	71-31037-00
JAV0180693/4* JUNTA TAMPA VÁLVULA	JAV9268/4* JUNTA TAMPA VÁLVULA	AJUSA	11092600
JAV0180693/4* JUNTA TAMPA VÁLVULA	JAV9268/4* JUNTA TAMPA VÁLVULA	ELRING	194.020
JAV0180693/4* JUNTA TAMPA VÁLVULA	JAV9268/4* JUNTA TAMPA VÁLVULA	O.E.	7701049888
JAV0180693/4* JUNTA TAMPA VÁLVULA	JAV9268/4* JUNTA TAMPA VÁLVULA	PAYEN	JM5185
JAV0180693/4* JUNTA TAMPA VÁLVULA	JAV9268/4* JUNTA TAMPA VÁLVULA	VICTOR REINZ	70-35238-00
JAV0250400/4S JUNTA TAMPA VÁLVULA	JAV2463/4S JUNTA TAMPA VÁLVULA	SABÓ	75613
JAV0251600/5 JUNTA TAMPA VÁLVULA	JAV9493/5 JUNTA TAMPA VÁLVULA	AJUSA	11077500
JAV0251600/5 JUNTA TAMPA VÁLVULA	JAV9493/5 JUNTA TAMPA VÁLVULA	ELRING	199.110
JAV0251600/5 JUNTA TAMPA VÁLVULA	JAV9493/5 JUNTA TAMPA VÁLVULA	O.E.	1928300641
JAV0251600/5 JUNTA TAMPA VÁLVULA	JAV9493/5 JUNTA TAMPA VÁLVULA	PAYEN	JM5018
JAV0251700/4 JUNTA TAMPA VÁLVULA	JAV1700/4 JUNTA TAMPA VÁLVULA	AJUSA	56020000
JAV0251700/4 JUNTA TAMPA VÁLVULA	JAV1700/4 JUNTA TAMPA VÁLVULA	ELRING	199.090
JAV0251700/4 JUNTA TAMPA VÁLVULA	JAV1700/4 JUNTA TAMPA VÁLVULA	GOETZE	24-28782-00
JAV0251700/4 JUNTA TAMPA VÁLVULA	JAV1700/4 JUNTA TAMPA VÁLVULA	GOETZE	24-28782-00/0
JAV0251700/4 JUNTA TAMPA VÁLVULA	JAV1700/4 JUNTA TAMPA VÁLVULA	O.E.	7715492
JAV0251700/4 JUNTA TAMPA VÁLVULA	JAV1700/4 JUNTA TAMPA VÁLVULA	O.E.	60586217
JAV0251700/4 JUNTA TAMPA VÁLVULA	JAV1700/4 JUNTA TAMPA VÁLVULA	PAYEN	HL701
JAV0251700/4 JUNTA TAMPA VÁLVULA	JAV1700/4 JUNTA TAMPA VÁLVULA	PAYEN	JM5176
JAV0251800/5* JUNTA TAMPA VÁLVULA	JAV9524/5* JUNTA TAMPA VÁLVULA	AJUSA	56020100
JAV0251800/5* JUNTA TAMPA VÁLVULA	JAV9524/5* JUNTA TAMPA VÁLVULA	ELRING	199.100
JAV0251800/5* JUNTA TAMPA VÁLVULA	JAV9524/5* JUNTA TAMPA VÁLVULA	GOETZE	50-028787-00
JAV0251800/5* JUNTA TAMPA VÁLVULA	JAV9524/5* JUNTA TAMPA VÁLVULA	PAYEN	JM5018
JAV0251800/5* JUNTA TAMPA VÁLVULA	JAV9524/5* JUNTA TAMPA VÁLVULA	PAYEN	JN933
JAV0440000/4* JUNTA TAMPA VÁLVULA	JAV9126/4* JUNTA TAMPA VÁLVULA	AJUSA	11098000
JAV0440000/4* JUNTA TAMPA VÁLVULA	JAV9126/4* JUNTA TAMPA VÁLVULA	ELRING	177.110
JAV0440000/4* JUNTA TAMPA VÁLVULA	JAV9126/4* JUNTA TAMPA VÁLVULA	O.E.	0249.A9
JAV0440000/4* JUNTA TAMPA VÁLVULA	JAV9126/4* JUNTA TAMPA VÁLVULA	PAYEN	JM7035
JAV0440000/4* JUNTA TAMPA VÁLVULA	JAV9126/4* JUNTA TAMPA VÁLVULA	VICTOR REINZ	71-35251-00
JAV0440760/4 JUNTA TAMPA VÁLVULA	JAV9477/4 JUNTA TAMPA VÁLVULA	AJUSA	11023900
JAV0440760/4 JUNTA TAMPA VÁLVULA	JAV9477/4 JUNTA TAMPA VÁLVULA	ELRING	776.416
JAV0440760/4 JUNTA TAMPA VÁLVULA	JAV9477/4 JUNTA TAMPA VÁLVULA	GOETZE	50-026853-00

Descrição do Produto / Radical MAHLE / Radical Metal Leve: Junta do Coletor de Escape / JA / JA ;
 Junta do Coletor de Admissão / JAA / JAA; Junta do Coletor de Admissão e Escape / JAAE / JAAE;
 Junta do Carter / JAC / JAC; Junta da Tampa de Válvulas / JAV / JAV; Junta da Válvula Termostática / JAVT / JAVT;
 Junta do Cabeçote / JC / J&RC; Jogo de Juntas Inferior do Motor / JI / J&RI; Jogo de Juntas do Motor / JM /
 J&RM; Jogo de Juntas Superior do Motor / JS / J&RS; Jogo de Parafusos do Cabeçote / PF / PF;
 * Itens sob Consulta

TABELA DE CONVERSÃO / CROSS REFERENCE

CÓDIGO MAHLE	CÓDIGO METAL LEVE	CONVERSÕES	
		FABRICANTE	CÓDIGO
JAV0440760/4 JUNTA TAMPA VÁLVULA	JAV9477/4 JUNTA TAMPA VÁLVULA	O.E.	0249.54
JAV0440760/4 JUNTA TAMPA VÁLVULA	JAV9477/4 JUNTA TAMPA VÁLVULA	PAYEN	JN658
JAV0440760/4 JUNTA TAMPA VÁLVULA	JAV9477/4 JUNTA TAMPA VÁLVULA	SPESSO	41104/3200
JAV0440760/4 JUNTA TAMPA VÁLVULA	JAV9477/4 JUNTA TAMPA VÁLVULA	VICTOR REINZ	70-31146-00
JAV0440760/4 JUNTA TAMPA VÁLVULA	JAV9477/4 JUNTA TAMPA VÁLVULA	VICTOR REINZ	71-31146-00
JAV0440800/4* JUNTA TAMPA VÁLVULA	JAV9484/4* JUNTA TAMPA VÁLVULA	AJUSA	11040200
JAV0440800/4* JUNTA TAMPA VÁLVULA	JAV9484/4* JUNTA TAMPA VÁLVULA	ELRING	440.060
JAV0440800/4* JUNTA TAMPA VÁLVULA	JAV9484/4* JUNTA TAMPA VÁLVULA	GOETZE	30-26858-00
JAV0440800/4* JUNTA TAMPA VÁLVULA	JAV9484/4* JUNTA TAMPA VÁLVULA	GOETZE	50-026862-00
JAV0440800/4* JUNTA TAMPA VÁLVULA	JAV9484/4* JUNTA TAMPA VÁLVULA	O.E.	91540236
JAV0440800/4* JUNTA TAMPA VÁLVULA	JAV9484/4* JUNTA TAMPA VÁLVULA	O.E.	0249.59
JAV0440800/4* JUNTA TAMPA VÁLVULA	JAV9484/4* JUNTA TAMPA VÁLVULA	PAYEN	JP044
JAV0440800/4* JUNTA TAMPA VÁLVULA	JAV9484/4* JUNTA TAMPA VÁLVULA	VICTOR REINZ	71-33668-00
JAV0480510/6 JUNTA TAMPA VÁLVULA	JAV1475/6 JUNTA TAMPA VÁLVULA	SABÓ	48627-F
JAV0480750/4* JUNTA TAMPA VÁLVULA	JAV9576/4* JUNTA TAMPA VÁLVULA	AJUSA	11097400
JAV0480750/4* JUNTA TAMPA VÁLVULA	JAV9576/4* JUNTA TAMPA VÁLVULA	ELRING	129.770
JAV0480750/4* JUNTA TAMPA VÁLVULA	JAV9576/4* JUNTA TAMPA VÁLVULA	GOETZE	50-029666-00
JAV0480750/4* JUNTA TAMPA VÁLVULA	JAV9576/4* JUNTA TAMPA VÁLVULA	O.E.	1660180080
JAV0480750/4* JUNTA TAMPA VÁLVULA	JAV9576/4* JUNTA TAMPA VÁLVULA	PAYEN	JM5163
JAV0480750/4* JUNTA TAMPA VÁLVULA	JAV9576/4* JUNTA TAMPA VÁLVULA	VICTOR REINZ	71-35007-00
JAV0480880/4* JUNTA TAMPA VÁLVULA	JAV9198/4* JUNTA TAMPA VÁLVULA	AJUSA	56037700
JAV0480880/4* JUNTA TAMPA VÁLVULA	JAV9198/4* JUNTA TAMPA VÁLVULA	PAYEN	HM5170
JAV0481050/6* JUNTA TAMPA VÁLVULA	JAV9582/6* JUNTA TAMPA VÁLVULA	AJUSA	56002400
JAV0481050/6* JUNTA TAMPA VÁLVULA	JAV9582/6* JUNTA TAMPA VÁLVULA	ELRING	900.079
JAV0481050/6* JUNTA TAMPA VÁLVULA	JAV9582/6* JUNTA TAMPA VÁLVULA	ELRING	900.133
JAV0481050/6* JUNTA TAMPA VÁLVULA	JAV9582/6* JUNTA TAMPA VÁLVULA	GOETZE	24-27355-50
JAV0481050/6* JUNTA TAMPA VÁLVULA	JAV9582/6* JUNTA TAMPA VÁLVULA	GOETZE	24-27355-50/0
JAV0481050/6* JUNTA TAMPA VÁLVULA	JAV9582/6* JUNTA TAMPA VÁLVULA	O.E.	1040102130
JAV0481050/6* JUNTA TAMPA VÁLVULA	JAV9582/6* JUNTA TAMPA VÁLVULA	PAYEN	HL676
JAV0481050/6* JUNTA TAMPA VÁLVULA	JAV9582/6* JUNTA TAMPA VÁLVULA	PAYEN	JM5114 + JM5115
JAV0481050/6* JUNTA TAMPA VÁLVULA	JAV9582/6* JUNTA TAMPA VÁLVULA	VICTOR REINZ	15-29497-01
JAV0510720/4* JUNTA TAMPA VÁLVULA	JAV9476/4* JUNTA TAMPA VÁLVULA	AJUSA	56006000
JAV0510720/4* JUNTA TAMPA VÁLVULA	JAV9476/4* JUNTA TAMPA VÁLVULA	ELRING	181.570
JAV0510720/4* JUNTA TAMPA VÁLVULA	JAV9476/4* JUNTA TAMPA VÁLVULA	PAYEN	JN918
JAV0510760/4* JUNTA TAMPA VÁLVULA	JAV9498/4* JUNTA TAMPA VÁLVULA	AJUSA	56016200
JAV0510760/4* JUNTA TAMPA VÁLVULA	JAV9498/4* JUNTA TAMPA VÁLVULA	FEL-PRO	VS 50365 R
JAV0510760/4* JUNTA TAMPA VÁLVULA	JAV9498/4* JUNTA TAMPA VÁLVULA	O.E.	12341-PT0-000
JAV0510760/4* JUNTA TAMPA VÁLVULA	JAV9498/4* JUNTA TAMPA VÁLVULA	PAYEN	JM5046
JAV0510760/4* JUNTA TAMPA VÁLVULA	JAV9498/4* JUNTA TAMPA VÁLVULA	VICTOR REINZ	15-52664-01
JAV0590020/4 JUNTA TAMPA VÁLVULA	JAV9246/4 JUNTA TAMPA VÁLVULA	SABÓ	86285
JAV0590610/4* JUNTA TAMPA VÁLVULA	JAV9553/4* JUNTA TAMPA VÁLVULA	AJUSA	11056400
JAV0590610/4* JUNTA TAMPA VÁLVULA	JAV9553/4* JUNTA TAMPA VÁLVULA	ELRING	864.040
JAV0590610/4* JUNTA TAMPA VÁLVULA	JAV9553/4* JUNTA TAMPA VÁLVULA	FEL-PRO	VS 50428 R
JAV0590610/4* JUNTA TAMPA VÁLVULA	JAV9553/4* JUNTA TAMPA VÁLVULA	GOETZE	50-028288-00
JAV0590610/4* JUNTA TAMPA VÁLVULA	JAV9553/4* JUNTA TAMPA VÁLVULA	GOETZE	50-028871-00
JAV0590610/4* JUNTA TAMPA VÁLVULA	JAV9553/4* JUNTA TAMPA VÁLVULA	O.E.	FS01-10-235A
JAV0590610/4* JUNTA TAMPA VÁLVULA	JAV9553/4* JUNTA TAMPA VÁLVULA	VICTOR REINZ	70-52509-00
JAV0590610/4* JUNTA TAMPA VÁLVULA	JAV9553/4* JUNTA TAMPA VÁLVULA	VICTOR REINZ	71-52861-00
JAV0590740/4* JUNTA TAMPA VÁLVULA	JAV9362/4* JUNTA TAMPA VÁLVULA	AJUSA	56033800
JAV0590740/4* JUNTA TAMPA VÁLVULA	JAV9362/4* JUNTA TAMPA VÁLVULA	ELRING	001.561
JAV0590740/4* JUNTA TAMPA VÁLVULA	JAV9362/4* JUNTA TAMPA VÁLVULA	ELRING	026.550
JAV0590740/4* JUNTA TAMPA VÁLVULA	JAV9362/4* JUNTA TAMPA VÁLVULA	O.E.	1220025
JAV0590740/4* JUNTA TAMPA VÁLVULA	JAV9362/4* JUNTA TAMPA VÁLVULA	O.E.	LF02-10-230
JAV0590740/4* JUNTA TAMPA VÁLVULA	JAV9362/4* JUNTA TAMPA VÁLVULA	PAYEN	JM5153
JAV0590740/4* JUNTA TAMPA VÁLVULA	JAV9362/4* JUNTA TAMPA VÁLVULA	PAYEN	JM5158
JAV0590740/4* JUNTA TAMPA VÁLVULA	JAV9362/4* JUNTA TAMPA VÁLVULA	VICTOR REINZ	15-36563-01
JAV0591080/6 JUNTA TAMPA VÁLVULA	JAV9437/6 JUNTA TAMPA VÁLVULA	AJUSA	11066700
JAV0591080/6 JUNTA TAMPA VÁLVULA	JAV9437/6 JUNTA TAMPA VÁLVULA	O.E.	F87Z-6584-AA
JAV0591080/6 JUNTA TAMPA VÁLVULA	JAV9437/6 JUNTA TAMPA VÁLVULA	VICTOR REINZ	71-33828-00
JAV0591110/4* JUNTA TAMPA VÁLVULA	JAV9165/4* JUNTA TAMPA VÁLVULA	AJUSA	11087900
JAV0591110/4* JUNTA TAMPA VÁLVULA	JAV9165/4* JUNTA TAMPA VÁLVULA	ELRING	364.380
JAV0591110/4* JUNTA TAMPA VÁLVULA	JAV9165/4* JUNTA TAMPA VÁLVULA	ELRING	389.060
JAV0591110/4* JUNTA TAMPA VÁLVULA	JAV9165/4* JUNTA TAMPA VÁLVULA	O.E.	1126120
JAV0591110/4* JUNTA TAMPA VÁLVULA	JAV9165/4* JUNTA TAMPA VÁLVULA	PAYEN	JM5184
JAV0591110/4* JUNTA TAMPA VÁLVULA	JAV9165/4* JUNTA TAMPA VÁLVULA	VICTOR REINZ	70-34333-00
JAV0591110/4* JUNTA TAMPA VÁLVULA	JAV9165/4* JUNTA TAMPA VÁLVULA	VICTOR REINZ	71-34333-00
JAV0591190/4* JUNTA TAMPA VÁLVULA	JAV9538/4* JUNTA TAMPA VÁLVULA	AJUSA	11053800
JAV0591190/4* JUNTA TAMPA VÁLVULA	JAV9538/4* JUNTA TAMPA VÁLVULA	ELRING	914.630

Descrição do Produto / Radical MAHLE / Radical Metal Leve: Junta do Coletor de Escape / JA / JA ;
 Junta do Coletor de Admissão / JAA / JAA; Junta do Coletor de Admissão e Escape / JAAE / JAAE;
 Junta do Carter / JAC / JAC; Junta da Tampa de Válvulas / JAV / JAV; Junta da Válvula Termostática / JAVT / JAVT;
 Junta do Cabeçote / JC / J&RC; Jogo de Juntas Inferior do Motor / JI / J&RI; Jogo de Juntas do Motor / JM / J&RM;
 Jogo de Juntas Superior do Motor / JS / J&RS; Jogo de Parafusos do Cabeçote / PF / PF;
 * Itens sob Consulta



CÓDIGO MAHLE	CÓDIGO METAL LEVE	CONVERSÕES	
		FABRICANTE	CÓDIGO
JAV0591190/4* JUNTA TAMPA VÁLVULA	JAV9538/4* JUNTA TAMPA VÁLVULA	FEL-PRO	VS 50364 R
JAV0591190/4* JUNTA TAMPA VÁLVULA	JAV9538/4* JUNTA TAMPA VÁLVULA	GOETZE	50-028008-00
JAV0591190/4* JUNTA TAMPA VÁLVULA	JAV9538/4* JUNTA TAMPA VÁLVULA	GOETZE	50-028056-00
JAV0591190/4* JUNTA TAMPA VÁLVULA	JAV9538/4* JUNTA TAMPA VÁLVULA	GOETZE	50-028057-00
JAV0591190/4* JUNTA TAMPA VÁLVULA	JAV9538/4* JUNTA TAMPA VÁLVULA	O.E.	BP05-10-235
JAV0591190/4* JUNTA TAMPA VÁLVULA	JAV9538/4* JUNTA TAMPA VÁLVULA	O.E.	BP05-10-235A
JAV0591190/4* JUNTA TAMPA VÁLVULA	JAV9538/4* JUNTA TAMPA VÁLVULA	O.E.	F1CZ-6584A
JAV0591190/4* JUNTA TAMPA VÁLVULA	JAV9538/4* JUNTA TAMPA VÁLVULA	PAYEN	JN775
JAV0591190/4* JUNTA TAMPA VÁLVULA	JAV9538/4* JUNTA TAMPA VÁLVULA	VICTOR REINZ	71-52871-00
JAV0591190/4* JUNTA TAMPA VÁLVULA	JAV9538/4* JUNTA TAMPA VÁLVULA	VICTOR REINZ	VS50135
JAV0591320/4* JUNTA TAMPA VÁLVULA	JAV9586/4* JUNTA TAMPA VÁLVULA	AJUSA	56033900
JAV0591320/4* JUNTA TAMPA VÁLVULA	JAV9586/4* JUNTA TAMPA VÁLVULA	O.E.	1119878
JAV0591320/4* JUNTA TAMPA VÁLVULA	JAV9586/4* JUNTA TAMPA VÁLVULA	PAYEN	JM5153
JAV0591320/4* JUNTA TAMPA VÁLVULA	JAV9586/4* JUNTA TAMPA VÁLVULA	PAYEN	JM5158
JAV0591320/4* JUNTA TAMPA VÁLVULA	JAV9586/4* JUNTA TAMPA VÁLVULA	VICTOR REINZ	15-35538-01
JAV0631600/4* JUNTA TAMPA VÁLVULA	JAV9571/4* JUNTA TAMPA VÁLVULA	AJUSA	56009000
JAV0631600/4* JUNTA TAMPA VÁLVULA	JAV9571/4* JUNTA TAMPA VÁLVULA	ELRING	399.680
JAV0631600/4* JUNTA TAMPA VÁLVULA	JAV9571/4* JUNTA TAMPA VÁLVULA	ELRING	707.960
JAV0631600/4* JUNTA TAMPA VÁLVULA	JAV9571/4* JUNTA TAMPA VÁLVULA	FEL-PRO	VS 50440 R
JAV0631600/4* JUNTA TAMPA VÁLVULA	JAV9571/4* JUNTA TAMPA VÁLVULA	O.E.	11213-15070
JAV0631600/4* JUNTA TAMPA VÁLVULA	JAV9571/4* JUNTA TAMPA VÁLVULA	PAYEN	JN904
JAV0631600/4* JUNTA TAMPA VÁLVULA	JAV9571/4* JUNTA TAMPA VÁLVULA	VICTOR REINZ	15-52809-01
JAV0660000/4 JUNTA TAMPA VÁLVULA (ADMISSÃO)	JAV9359/4 JUNTA TAMPA VÁLVULA (ADMISSÃO)	AJUSA	11086600
JAV0660000/4 JUNTA TAMPA VÁLVULA (ADMISSÃO)	JAV9359/4 JUNTA TAMPA VÁLVULA (ADMISSÃO)	ELRING	331.540
JAV0660000/4 JUNTA TAMPA VÁLVULA (ADMISSÃO)	JAV9359/4 JUNTA TAMPA VÁLVULA (ADMISSÃO)	O.E.	9463377480
JAV0660000/4 JUNTA TAMPA VÁLVULA (ADMISSÃO)	JAV9359/4 JUNTA TAMPA VÁLVULA (ADMISSÃO)	O.E.	0249.A4
JAV0660000/4 JUNTA TAMPA VÁLVULA (ADMISSÃO)	JAV9359/4 JUNTA TAMPA VÁLVULA (ADMISSÃO)	PAYEN	JM5139
JAV0660000/4 JUNTA TAMPA VÁLVULA (ADMISSÃO)	JAV9359/4 JUNTA TAMPA VÁLVULA (ADMISSÃO)	PAYEN	JM5283
JAV0660000/4 JUNTA TAMPA VÁLVULA (ESCAPE)	JAV9359/4 JUNTA TAMPA VÁLVULA (ESCAPE)	AJUSA	11086700
JAV0660000/4 JUNTA TAMPA VÁLVULA (ESCAPE)	JAV9359/4 JUNTA TAMPA VÁLVULA (ESCAPE)	ELRING	331.550
JAV0660000/4 JUNTA TAMPA VÁLVULA (ESCAPE)	JAV9359/4 JUNTA TAMPA VÁLVULA (ESCAPE)	O.E.	9463377580
JAV0660000/4 JUNTA TAMPA VÁLVULA (ESCAPE)	JAV9359/4 JUNTA TAMPA VÁLVULA (ESCAPE)	O.E.	0249.A5
JAV0660000/4 JUNTA TAMPA VÁLVULA (ESCAPE)	JAV9359/4 JUNTA TAMPA VÁLVULA (ESCAPE)	PAYEN	JM5139
JAV0660000/4 JUNTA TAMPA VÁLVULA (ESCAPE)	JAV9359/4 JUNTA TAMPA VÁLVULA (ESCAPE)	PAYEN	JM5283
JAV0700110/4 JUNTA TAMPA VÁLVULA	JAV9331/4 JUNTA TAMPA VÁLVULA	AJUSA	56028200
JAV0700550/4 JUNTA TAMPA VÁLVULA	JAV2409/4 JUNTA TAMPA VÁLVULA	SABÓ	75923
JAV0701000/4* JUNTA TAMPA VÁLVULA	JAV9375/4* JUNTA TAMPA VÁLVULA	AJUSA	11045700
JAV0701000/4* JUNTA TAMPA VÁLVULA	JAV9375/4* JUNTA TAMPA VÁLVULA	GOETZE	50-027936-00
JAV0701000/4* JUNTA TAMPA VÁLVULA	JAV9375/4* JUNTA TAMPA VÁLVULA	O.E.	078103483C
JAV0701000/4* JUNTA TAMPA VÁLVULA	JAV9375/4* JUNTA TAMPA VÁLVULA	O.E.	078103483L
JAV0701000/4* JUNTA TAMPA VÁLVULA	JAV9375/4* JUNTA TAMPA VÁLVULA	PAYEN	JM5166
JAV0701000/4* JUNTA TAMPA VÁLVULA	JAV9375/4* JUNTA TAMPA VÁLVULA	VICTOR REINZ	70-31697-00
JAV0701000/4* JUNTA TAMPA VÁLVULA	JAV9375/4* JUNTA TAMPA VÁLVULA	VICTOR REINZ	71-31697-00
JAV0701060/4* JUNTA TAMPA VÁLVULA	JAV9381/4* JUNTA TAMPA VÁLVULA	AJUSA	56003300
JAV0701060/4* JUNTA TAMPA VÁLVULA	JAV9381/4* JUNTA TAMPA VÁLVULA	ELRING	633.350
JAV0701060/4* JUNTA TAMPA VÁLVULA	JAV9381/4* JUNTA TAMPA VÁLVULA	GOETZE	24-28815-00
JAV0701060/4* JUNTA TAMPA VÁLVULA	JAV9381/4* JUNTA TAMPA VÁLVULA	GOETZE	24-28815-00/0
JAV0701060/4* JUNTA TAMPA VÁLVULA	JAV9381/4* JUNTA TAMPA VÁLVULA	O.E.	058198025A
JAV0701060/4* JUNTA TAMPA VÁLVULA	JAV9381/4* JUNTA TAMPA VÁLVULA	PAYEN	HL732
JAV0701060/4* JUNTA TAMPA VÁLVULA	JAV9381/4* JUNTA TAMPA VÁLVULA	VICTOR REINZ	15-31946-01
JAV0701140/6* JUNTA TAMPA VÁLVULA	JAV9389/6* JUNTA TAMPA VÁLVULA	AJUSA	56003500
JAV0701140/6* JUNTA TAMPA VÁLVULA	JAV9389/6* JUNTA TAMPA VÁLVULA	GOETZE	24-28647-00/0
JAV0701140/6* JUNTA TAMPA VÁLVULA	JAV9389/6* JUNTA TAMPA VÁLVULA	O.E.	078198025
JAV0701140/6* JUNTA TAMPA VÁLVULA	JAV9389/6* JUNTA TAMPA VÁLVULA	PAYEN	HM5224
JAV0701140/6* JUNTA TAMPA VÁLVULA	JAV9389/6* JUNTA TAMPA VÁLVULA	VICTOR REINZ	15-31798-01
JAV0760115/6* JUNTA TAMPA VÁLVULA	JAV9372/6* JUNTA TAMPA VÁLVULA	AJUSA	11084300
JAV0760115/6* JUNTA TAMPA VÁLVULA	JAV9372/6* JUNTA TAMPA VÁLVULA	ELRING	921.998
JAV0760115/6* JUNTA TAMPA VÁLVULA	JAV9372/6* JUNTA TAMPA VÁLVULA	GOETZE	50-027887-00
JAV0760115/6* JUNTA TAMPA VÁLVULA	JAV9372/6* JUNTA TAMPA VÁLVULA	O.E.	378299
JAV0760115/6* JUNTA TAMPA VÁLVULA	JAV9372/6* JUNTA TAMPA VÁLVULA	PAYEN	JN896
JAV0760115/6* JUNTA TAMPA VÁLVULA	JAV9372/6* JUNTA TAMPA VÁLVULA	VICTOR REINZ	70-27116-10
JAV0760115/6* JUNTA TAMPA VÁLVULA	JAV9372/6* JUNTA TAMPA VÁLVULA	VICTOR REINZ	71-27116-10
JAV0950000/5* JUNTA TAMPA VÁLVULA	JAV9622/5* JUNTA TAMPA VÁLVULA	AJUSA	56030000
JAV0950000/5* JUNTA TAMPA VÁLVULA	JAV9622/5* JUNTA TAMPA VÁLVULA	ELRING	174.250
JAV0950000/5* JUNTA TAMPA VÁLVULA	JAV9622/5* JUNTA TAMPA VÁLVULA	PAYEN	JP016
JAV0950000/5* JUNTA TAMPA VÁLVULA	JAV9622/5* JUNTA TAMPA VÁLVULA	VICTOR REINZ	15-53456-01
JAV1400100/4* JUNTA TAMPA VÁLVULA	JAV9407/4* JUNTA TAMPA VÁLVULA	AJUSA	56027600
JAV1400100/4* JUNTA TAMPA VÁLVULA	JAV9407/4* JUNTA TAMPA VÁLVULA	ELRING	326.560

TABELA DE CONVERSÃO / CROSS REFERENCE

MAHLE

CÓDIGO MAHLE	CÓDIGO METAL LEVE	CONVERSÕES	
		FABRICANTE	CÓDIGO
JAV1400100/4* JUNTA TAMPA VÁLVULA	JAV9407/4* JUNTA TAMPA VÁLVULA	GOETZE	24-29076-00/0
JAV1400100/4* JUNTA TAMPA VÁLVULA	JAV9407/4* JUNTA TAMPA VÁLVULA	O.E.	11129070990
JAV1400100/4* JUNTA TAMPA VÁLVULA	JAV9407/4* JUNTA TAMPA VÁLVULA	PAYEN	HM5069
JAV1400100/4* JUNTA TAMPA VÁLVULA	JAV9407/4* JUNTA TAMPA VÁLVULA	VICTOR REINZ	15-33077-01
JAV1400140/6* JUNTA TAMPA VÁLVULA	JAV9396/6* JUNTA TAMPA VÁLVULA	AJUSA	56007000
JAV1400140/6* JUNTA TAMPA VÁLVULA	JAV9396/6* JUNTA TAMPA VÁLVULA	ELRING	425.370
JAV1400140/6* JUNTA TAMPA VÁLVULA	JAV9396/6* JUNTA TAMPA VÁLVULA	ELRING	425.390
JAV1400140/6* JUNTA TAMPA VÁLVULA	JAV9396/6* JUNTA TAMPA VÁLVULA	GOETZE	24-27949-00
JAV1400140/6* JUNTA TAMPA VÁLVULA	JAV9396/6* JUNTA TAMPA VÁLVULA	GOETZE	24-27949-00/0
JAV1400140/6* JUNTA TAMPA VÁLVULA	JAV9396/6* JUNTA TAMPA VÁLVULA	O.E.	11129070532
JAV1400140/6* JUNTA TAMPA VÁLVULA	JAV9396/6* JUNTA TAMPA VÁLVULA	PAYEN	HL736
JAV1400140/6* JUNTA TAMPA VÁLVULA	JAV9396/6* JUNTA TAMPA VÁLVULA	VICTOR REINZ	15-31401-00
JAV1400140/6* JUNTA TAMPA VÁLVULA	JAV9396/6* JUNTA TAMPA VÁLVULA	VICTOR REINZ	15-31401-01
JAV1400150/4* JUNTA TAMPA VÁLVULA	JAV9397/4* JUNTA TAMPA VÁLVULA	AJUSA	56002000
JAV1400150/4* JUNTA TAMPA VÁLVULA	JAV9397/4* JUNTA TAMPA VÁLVULA	ELRING	075.570
JAV1400150/4* JUNTA TAMPA VÁLVULA	JAV9397/4* JUNTA TAMPA VÁLVULA	ELRING	135.391
JAV1400150/4* JUNTA TAMPA VÁLVULA	JAV9397/4* JUNTA TAMPA VÁLVULA	ELRING	767.867
JAV1400150/4* JUNTA TAMPA VÁLVULA	JAV9397/4* JUNTA TAMPA VÁLVULA	GOETZE	24-26539-00/0
JAV1400150/4* JUNTA TAMPA VÁLVULA	JAV9397/4* JUNTA TAMPA VÁLVULA	GOETZE	50-026589-00
JAV1400150/4* JUNTA TAMPA VÁLVULA	JAV9397/4* JUNTA TAMPA VÁLVULA	PAYEN	HL733
JAV1400150/4* JUNTA TAMPA VÁLVULA	JAV9397/4* JUNTA TAMPA VÁLVULA	PAYEN	JP027
JAV1400150/4* JUNTA TAMPA VÁLVULA	JAV9397/4* JUNTA TAMPA VÁLVULA	VICTOR REINZ	15-28484-01
JAV1400150/4* JUNTA TAMPA VÁLVULA	JAV9397/4* JUNTA TAMPA VÁLVULA	VICTOR REINZ	70-28484-00
JAV1400210/6* JUNTA TAMPA VÁLVULA	JAV9403/6* JUNTA TAMPA VÁLVULA	AJUSA	56006800
JAV1400210/6* JUNTA TAMPA VÁLVULA	JAV9403/6* JUNTA TAMPA VÁLVULA	ELRING	302.340
JAV1400210/6* JUNTA TAMPA VÁLVULA	JAV9403/6* JUNTA TAMPA VÁLVULA	ELRING	890.473
JAV1400210/6* JUNTA TAMPA VÁLVULA	JAV9403/6* JUNTA TAMPA VÁLVULA	GOETZE	24-27791-00
JAV1400210/6* JUNTA TAMPA VÁLVULA	JAV9403/6* JUNTA TAMPA VÁLVULA	GOETZE	24-27791-00/0
JAV1400210/6* JUNTA TAMPA VÁLVULA	JAV9403/6* JUNTA TAMPA VÁLVULA	GOETZE	50-027254-00
JAV1400210/6* JUNTA TAMPA VÁLVULA	JAV9403/6* JUNTA TAMPA VÁLVULA	O.E.	11129070531
JAV1400210/6* JUNTA TAMPA VÁLVULA	JAV9403/6* JUNTA TAMPA VÁLVULA	PAYEN	HL734
JAV1400210/6* JUNTA TAMPA VÁLVULA	JAV9403/6* JUNTA TAMPA VÁLVULA	PAYEN	HL735
JAV1400210/6* JUNTA TAMPA VÁLVULA	JAV9403/6* JUNTA TAMPA VÁLVULA	VICTOR REINZ	15-31036-01
JAV1400210/6* JUNTA TAMPA VÁLVULA	JAV9403/6* JUNTA TAMPA VÁLVULA	VICTOR REINZ	70-31036-00
JAV14080/4	JAV1260/4	SABÓ	10926EF1
JAV14300/4S JUNTA TAMPA VÁLVULA	JAV9074/4S JUNTA TAMPA VÁLVULA	SABÓ	75961
JAV1950010/4* JUNTA TAMPA VÁLVULA	JAV9115/4* JUNTA TAMPA VÁLVULA	AJUSA	56013700
JAV1950010/4* JUNTA TAMPA VÁLVULA	JAV9115/4* JUNTA TAMPA VÁLVULA	ELRING	332.542
JAV1950010/4* JUNTA TAMPA VÁLVULA	JAV9115/4* JUNTA TAMPA VÁLVULA	FEL-PRO	VS 50233 R
JAV1950010/4* JUNTA TAMPA VÁLVULA	JAV9115/4* JUNTA TAMPA VÁLVULA	GOETZE	50-026795-00
JAV1950010/4* JUNTA TAMPA VÁLVULA	JAV9115/4* JUNTA TAMPA VÁLVULA	VICTOR REINZ	15-52244-01
JAV1950010/4* JUNTA TAMPA VÁLVULA	JAV9115/4* JUNTA TAMPA VÁLVULA	VICTOR REINZ	70-52244-00
JAV1950010/4* JUNTA TAMPA VÁLVULA	JAV9115/4* JUNTA TAMPA VÁLVULA	VICTOR REINZ	70-52246-00
JAV1950300/4 JUNTA TAMPA VÁLVULA	JAV9365/4 JUNTA TAMPA VÁLVULA	AJUSA	56028900
JAV1950300/4 JUNTA TAMPA VÁLVULA	JAV9365/4 JUNTA TAMPA VÁLVULA	PAYEN	HM5230
JAV1950310/4* JUNTA TAMPA VÁLVULA	JAV9366/4* JUNTA TAMPA VÁLVULA	AJUSA	11002800
JAV1950310/4* JUNTA TAMPA VÁLVULA	JAV9366/4* JUNTA TAMPA VÁLVULA	ELRING	202.886
JAV1950310/4* JUNTA TAMPA VÁLVULA	JAV9366/4* JUNTA TAMPA VÁLVULA	ELRING	421.390
JAV1950310/4* JUNTA TAMPA VÁLVULA	JAV9366/4* JUNTA TAMPA VÁLVULA	ELRING	892.009
JAV1950310/4* JUNTA TAMPA VÁLVULA	JAV9366/4* JUNTA TAMPA VÁLVULA	FEL-PRO	VS 50269 R
JAV1950310/4* JUNTA TAMPA VÁLVULA	JAV9366/4* JUNTA TAMPA VÁLVULA	GOETZE	50-025310-00
JAV1950310/4* JUNTA TAMPA VÁLVULA	JAV9366/4* JUNTA TAMPA VÁLVULA	GOETZE	50-026632-00
JAV1950310/4* JUNTA TAMPA VÁLVULA	JAV9366/4* JUNTA TAMPA VÁLVULA	O.E.	7700716666
JAV1950310/4* JUNTA TAMPA VÁLVULA	JAV9366/4* JUNTA TAMPA VÁLVULA	O.E.	7700719666
JAV1950310/4* JUNTA TAMPA VÁLVULA	JAV9366/4* JUNTA TAMPA VÁLVULA	O.E.	7700743903
JAV1950310/4* JUNTA TAMPA VÁLVULA	JAV9366/4* JUNTA TAMPA VÁLVULA	O.E.	3287515-5
JAV1950310/4* JUNTA TAMPA VÁLVULA	JAV9366/4* JUNTA TAMPA VÁLVULA	O.E.	3343793-0
JAV1950310/4* JUNTA TAMPA VÁLVULA	JAV9366/4* JUNTA TAMPA VÁLVULA	PAYEN	JN555
JAV1950310/4* JUNTA TAMPA VÁLVULA	JAV9366/4* JUNTA TAMPA VÁLVULA	PAYEN	JN732
JAV1950310/4* JUNTA TAMPA VÁLVULA	JAV9366/4* JUNTA TAMPA VÁLVULA	SPESSO	40963/3200
JAV1950310/4* JUNTA TAMPA VÁLVULA	JAV9366/4* JUNTA TAMPA VÁLVULA	VICTOR REINZ	70-26391-00
JAV1950310/4* JUNTA TAMPA VÁLVULA	JAV9366/4* JUNTA TAMPA VÁLVULA	VICTOR REINZ	71-26391-00
JAV1950310/4* JUNTA TAMPA VÁLVULA	JAV9366/4* JUNTA TAMPA VÁLVULA	VICTOR REINZ	VS50008
JAV1980220/6* JUNTA TAMPA VÁLVULA	JAV9430/6* JUNTA TAMPA VÁLVULA	AJUSA	56003000
JAV1980220/6* JUNTA TAMPA VÁLVULA	JAV9430/6* JUNTA TAMPA VÁLVULA	GOETZE	31-028588-00
JAV1980220/6* JUNTA TAMPA VÁLVULA	JAV9430/6* JUNTA TAMPA VÁLVULA	PAYEN	JN814
JAV1980240/4* JUNTA TAMPA VÁLVULA	JAV9486/4* JUNTA TAMPA VÁLVULA	AJUSA	11074800
JAV1980240/4* JUNTA TAMPA VÁLVULA	JAV9486/4* JUNTA TAMPA VÁLVULA	ELRING	446.111

Descrição do Produto / Radical MAHLE / Radical Metal Leve: Junta do Coletor de Escape / JA / JA ;
 Junta do Coletor de Admissão / JAA / JAA; Junta do Coletor de Admissão e Escape / JAAE / JAAE;
 Junta do Carter / JAC / JAC; Junta da Tampa de Válvulas / JAV / JAV; Junta da Válvula Termostática / JAVT / JAVT;
 Junta do Cabeçote / JC / J&RC; Jogo de Juntas Inferior do Motor / JI / J&RI; Jogo de Juntas do Motor / JM / J&RM;
 Jogo de Juntas Superior do Motor / JS / J&RS; Jogo de Parafusos do Cabeçote / PF / PF;
 * Itens sob Consulta



© MAHLE 2019/2020 | 347

CÓDIGO MAHLE	CÓDIGO METAL LEVE	CONVERSÕES	
		FABRICANTE	CÓDIGO
JAV1980240/4* JUNTA TAMPA VÁLVULA	JAV9486/4* JUNTA TAMPA VÁLVULA	O.E.	4863789AC
JAV1980240/4* JUNTA TAMPA VÁLVULA	JAV9486/4* JUNTA TAMPA VÁLVULA	PAYEN	JP067
JAV1980240/4* JUNTA TAMPA VÁLVULA	JAV9486/4* JUNTA TAMPA VÁLVULA	VICTOR REINZ	71-35484-00
JAV70680/4 JUNTA TAMPA VÁLVULA	JAV1479/4 JUNTA TAMPA VÁLVULA	SABÓ	46960EF
JAV70680/4 JUNTA TAMPA VÁLVULA	JAV1479/4 JUNTA TAMPA VÁLVULA	SPAAL	46723CB
JAV76670/6S JUNTA TAMPA VÁLVULA	JAV9119/6S JUNTA TAMPA VÁLVULA	SABÓ	75653
JAV76670/6S JUNTA TAMPA VÁLVULA	JAV9119/6S JUNTA TAMPA VÁLVULA	SABÓ	75655
JAVT0480410 JUNTA VÁLVULA TERMOSTÁTICA	JAVT1807 JUNTA VÁLVULA TERMOSTÁTICA	SABÓ	48635-F
JC0010040/4*	J&RC-1085/4*	AJUSA	10127600
JC0010040/4*	J&RC-1085/4*	ELRING	805.141
JC0010040/4*	J&RC-1085/4*	GOETZE	30-027941-00
JC0010040/4*	J&RC-1085/4*	O.E.	99465715
JC0010040/4*	J&RC-1085/4*	PAYEN	BY400
JC0010040/4*	J&RC-1085/4*	VICTOR REINZ	61-33965-00
JC0010050/4 1,60	J&RC-9183/4 1,60	AJUSA	10120900
JC0010050/4 1,60	J&RC-9183/4 1,60	ELRING	181.010
JC0010050/4 1,60	J&RC-9183/4 1,60	GOETZE	30-028607-00
JC0010050/4 1,60	J&RC-9183/4 1,60	O.E.	500306170
JC0010050/4 1,60	J&RC-9183/4 1,60	O.E.	0209.Z4
JC0010050/4 1,60	J&RC-9183/4 1,60	PAYEN	AY680
JC0010050/4 1,60	J&RC-9183/4 1,60	VICTOR REINZ	61-33955-00
JC0010050/4 1,70	J&RC-9183/4 1,70	AJUSA	10120910
JC0010050/4 1,70	J&RC-9183/4 1,70	ELRING	181.060
JC0010050/4 1,70	J&RC-9183/4 1,70	GOETZE	30-028608-00
JC0010050/4 1,70	J&RC-9183/4 1,70	O.E.	500306171
JC0010050/4 1,70	J&RC-9183/4 1,70	O.E.	0209.Z5
JC0010050/4 1,70	J&RC-9183/4 1,70	PAYEN	AY690
JC0010050/4 1,70	J&RC-9183/4 1,70	VICTOR REINZ	61-33955-10
JC0010050/4 1,80	J&RC-9183/4 1,80	AJUSA	10120920
JC0010050/4 1,80	J&RC-9183/4 1,80	ELRING	181.070
JC0010050/4 1,80	J&RC-9183/4 1,80	GOETZE	30-028609-00
JC0010050/4 1,80	J&RC-9183/4 1,80	O.E.	500306172
JC0010050/4 1,80	J&RC-9183/4 1,80	O.E.	0209.Z9
JC0010050/4 1,80	J&RC-9183/4 1,80	PAYEN	AY700
JC0010050/4 1,80	J&RC-9183/4 1,80	VICTOR REINZ	61-33955-20
JC0010090/4* 1,60	J&RC-9360/4* 1,60	AJUSA	10068510
JC0010090/4* 1,60	J&RC-9360/4* 1,60	O.E.	4403135
JC0010090/4* 1,60	J&RC-9360/4* 1,60	O.E.	98492581
JC0010090/4* 1,60	J&RC-9360/4* 1,60	PAYEN	AY290
JC0010090/4* 1,60	J&RC-9360/4* 1,60	VICTOR REINZ	61-33610-10
JC0010090/4* 1,70	J&RC-9360/4* 1,70	AJUSA	10068520
JC0010090/4* 1,70	J&RC-9360/4* 1,70	GOETZE	30-027426-00
JC0010090/4* 1,70	J&RC-9360/4* 1,70	O.E.	4403136
JC0010090/4* 1,70	J&RC-9360/4* 1,70	O.E.	98492580
JC0010090/4* 1,70	J&RC-9360/4* 1,70	PAYEN	AY300
JC0010090/4* 1,70	J&RC-9360/4* 1,70	VICTOR REINZ	61-33610-00
JC0010090/4* 1,80	J&RC-9360/4* 1,80	AJUSA	10068500
JC0010090/4* 1,80	J&RC-9360/4* 1,80	ELRING	143.180
JC0010090/4* 1,80	J&RC-9360/4* 1,80	ELRING	986.305
JC0010090/4* 1,80	J&RC-9360/4* 1,80	GOETZE	30-026648-20
JC0010090/4* 1,80	J&RC-9360/4* 1,80	GOETZE	30-026654-20
JC0010090/4* 1,80	J&RC-9360/4* 1,80	GOETZE	30-026655-20
JC0010090/4* 1,80	J&RC-9360/4* 1,80	O.E.	3210147
JC0010090/4* 1,80	J&RC-9360/4* 1,80	O.E.	4403137
JC0010090/4* 1,80	J&RC-9360/4* 1,80	O.E.	4847432
JC0010090/4* 1,80	J&RC-9360/4* 1,80	O.E.	94874776
JC0010090/4* 1,80	J&RC-9360/4* 1,80	O.E.	98463948
JC0010090/4* 1,80	J&RC-9360/4* 1,80	O.E.	98473478
JC0010090/4* 1,80	J&RC-9360/4* 1,80	O.E.	98482291
JC0010090/4* 1,80	J&RC-9360/4* 1,80	O.E.	98499876
JC0010090/4* 1,80	J&RC-9360/4* 1,80	O.E.	5001823627
JC0010090/4* 1,80	J&RC-9360/4* 1,80	O.E.	7701034234
JC0010090/4* 1,80	J&RC-9360/4* 1,80	O.E.	7701035660
JC0010090/4* 1,80	J&RC-9360/4* 1,80	O.E.	7701038393
JC0010090/4* 1,80	J&RC-9360/4* 1,80	PAYEN	AY300
JC0010090/4* 1,80	J&RC-9360/4* 1,80	PAYEN	AY310
JC0010090/4* 1,80	J&RC-9360/4* 1,80	PAYEN	BT720
JC0010090/4* 1,80	J&RC-9360/4* 1,80	PAYEN	BT740

TABELA DE CONVERSÃO / CROSS REFERENCE

MAHLE

CÓDIGO MAHLE	CÓDIGO METAL LEVE	CONVERSÕES	
		FABRICANTE	CÓDIGO
JC0010090/4* 1,80	J&RC-9360/4* 1,80	VICTOR REINZ	61-33610-20
JC0010330/3*	J&RC-9525/3*	AJUSA	10127500
JC0010330/3*	J&RC-9525/3*	ELRING	704.310
JC0010330/3*	J&RC-9525/3*	GOETZE	30-027677-00
JC0010330/3*	J&RC-9525/3*	GOETZE	30-027898-00
JC0010330/3*	J&RC-9525/3*	O.E.	98418361
JC0010330/3*	J&RC-9525/3*	O.E.	98465823
JC0010330/3*	J&RC-9525/3*	O.E.	99435791
JC0010330/3*	J&RC-9525/3*	O.E.	99460467
JC0010330/3*	J&RC-9525/3*	PAYEN	BW150
JC0030100/4* 1,20	J&RC-9606/4* 1,20	AJUSA	10070900
JC0030100/4* 1,20	J&RC-9606/4* 1,20	GOETZE	30-029544-00
JC0030100/4* 1,20	J&RC-9606/4* 1,20	O.E.	11044-54T05
JC0030100/4* 1,20	J&RC-9606/4* 1,20	PAYEN	BS180
JC0030100/4* 1,20	J&RC-9606/4* 1,20	PAYEN	BS200
JC0030100/4* 1,20	J&RC-9606/4* 1,20	VICTOR REINZ	61-52820-00
JC0030100/4* 1,25	J&RC-9606/4* 1,25	AJUSA	10070910
JC0030100/4* 1,25	J&RC-9606/4* 1,25	ELRING	104.390
JC0030100/4* 1,25	J&RC-9606/4* 1,25	O.E.	11044-54T06
JC0030100/4* 1,25	J&RC-9606/4* 1,25	PAYEN	BS190
JC0030100/4* 1,25	J&RC-9606/4* 1,25	VICTOR REINZ	61-52820-20
JC0030100/4* 1,30	J&RC-9606/4* 1,30	AJUSA	10070920
JC0030100/4* 1,30	J&RC-9606/4* 1,30	ELRING	104.351
JC0030100/4* 1,30	J&RC-9606/4* 1,30	GOETZE	30-028265-00
JC0030100/4* 1,30	J&RC-9606/4* 1,30	GOETZE	30-028888-00
JC0030100/4* 1,30	J&RC-9606/4* 1,30	GOETZE	30-028889-00
JC0030100/4* 1,30	J&RC-9606/4* 1,30	GOETZE	30-029546-00
JC0030100/4* 1,30	J&RC-9606/4* 1,30	O.E.	11044-44G03
JC0030100/4* 1,30	J&RC-9606/4* 1,30	O.E.	11044-54T07
JC0030100/4* 1,30	J&RC-9606/4* 1,30	O.E.	11044-87G03
JC0030100/4* 1,30	J&RC-9606/4* 1,30	VICTOR REINZ	61-52820-10
JC0030110/4*	J&RC-9607/4*	AJUSA	10086600
JC0030110/4*	J&RC-9607/4*	FEL-PRO	9819 PT
JC0030110/4*	J&RC-9607/4*	GOETZE	30-028243-00
JC0030110/4*	J&RC-9607/4*	O.E.	11044-57Y00
JC0030110/4*	J&RC-9607/4*	O.E.	11044-57Y01
JC0030110/4*	J&RC-9607/4*	PAYEN	BP960
JC0030110/4*	J&RC-9607/4*	PAYEN	BV440
JC0030110/4*	J&RC-9607/4*	VICTOR REINZ	4895
JC0030110/4*	J&RC-9607/4*	VICTOR REINZ	61-52720-00
JC0030120/4	J&RC-9609/4	AJUSA	10085200
JC0030120/4	J&RC-9609/4	ELRING	527.920
JC0030120/4	J&RC-9609/4	ELRING	567.248
JC0030120/4	J&RC-9609/4	FEL-PRO	9228 HPT
JC0030120/4	J&RC-9609/4	FEL-PRO	9228 PT
JC0030120/4	J&RC-9609/4	FEL-PRO	9571 PT
JC0030120/4	J&RC-9609/4	FEL-PRO	9572 PT
JC0030120/4	J&RC-9609/4	GOETZE	30-028270-00
JC0030120/4	J&RC-9609/4	O.E.	11044-06P00
JC0030120/4	J&RC-9609/4	O.E.	11044-12G00
JC0030120/4	J&RC-9609/4	O.E.	11044-21V11
JC0030120/4	J&RC-9609/4	O.E.	11044-V5200
JC0030120/4	J&RC-9609/4	O.E.	11044-V5201
JC0030120/4	J&RC-9609/4	O.E.	11044-V5202
JC0030120/4	J&RC-9609/4	PAYEN	BM570
JC0030120/4	J&RC-9609/4	PAYEN	BS100
JC0030120/4	J&RC-9609/4	VICTOR REINZ	5752
JC0030120/4	J&RC-9609/4	VICTOR REINZ	5758
JC0030120/4	J&RC-9609/4	VICTOR REINZ	5826
JC0030120/4	J&RC-9609/4	VICTOR REINZ	61-52200-00
JC0030130/4 1,15*	J&RC-9612/4 1,15*	AJUSA	10149600
JC0030130/4 1,15*	J&RC-9612/4 1,15*	O.E.	11044-1W400
JC0030140/4*	J&RC-9613/4*	AJUSA	10145400
JC0030140/4*	J&RC-9613/4*	ELRING	257.370
JC0030140/4*	J&RC-9613/4*	O.E.	11044-7J500
JC0030140/4*	J&RC-9613/4*	PAYEN	AB5690
JC0030140/4*	J&RC-9613/4*	VICTOR REINZ	61-33090-00
JC0030500/6*	J&RC-9604/6*	AJUSA	10113500

Descrição do Produto / Radical MAHLE / Radical Metal Leve: Junta do Coletor de Escape / JA / JA ;
 Junta do Coletor de Admissão / JAA / JAA; Junta do Coletor de Admissão e Escape / JAAE / JAAE;
 Junta do Câter / JAC / JAC; Junta da Tampa de Válvulas / JAV / JAV; Junta da Válvula Termostática / JAVT / JAVT;
 Junta do Cabeçote / JC / J&RC; Jogo de Juntas Inferior do Motor / JI / J&RI; Jogo de Juntas do Motor / JM / J&RM;
 Jogo de Juntas Superior do Motor / JS / J&RS; Jogo de Parafusos do Cabeçote / PF / PF;
 * Itens sob Consulta



© MAHLE 2019/2020 | 349

CÓDIGO MAHLE	CÓDIGO METAL LEVE	CONVERSÕES	
		FABRICANTE	CÓDIGO
JC0030500/6*	J&RC-9604/6*	O.E.	11044-0W000
JC0030500/6*	J&RC-9604/6*	O.E.	11044-7B000
JC0030500/6*	J&RC-9604/6*	PAYEN	AF5690
JC0080020/4*	J&RC-9323/4*	AJUSA	10037000
JC0080020/4*	J&RC-9323/4*	ELRING	920.142
JC0080020/4*	J&RC-9323/4*	FEL-PRO	9683 PT
JC0080020/4*	J&RC-9323/4*	FEL-PRO	9933 PT
JC0080020/4*	J&RC-9323/4*	GOETZE	30-028125-00
JC0080020/4*	J&RC-9323/4*	O.E.	11141-60A00
JC0080020/4*	J&RC-9323/4*	O.E.	14141-71010
JC0080020/4*	J&RC-9323/4*	PAYEN	BS600
JC0080020/4*	J&RC-9323/4*	VICTOR REINZ	5866
JC0080020/4*	J&RC-9323/4*	VICTOR REINZ	61-52645-00
JC0080030/4	J&RC-9324/4	AJUSA	10071600
JC0080030/4	J&RC-9324/4	FEL-PRO	9683 PT-1
JC0080030/4	J&RC-9324/4	PAYEN	AG5260
JC0080030/4	J&RC-9324/4	VICTOR REINZ	3649
JC0080030/4	J&RC-9324/4	VICTOR REINZ	61-53010-00
JC0080100/4*	J&RC-9545/4*	AJUSA	10036900
JC0080100/4*	J&RC-9545/4*	ELRING	818.003
JC0080100/4*	J&RC-9545/4*	FEL-PRO	57230
JC0080100/4*	J&RC-9545/4*	FEL-PRO	9117 PT
JC0080100/4*	J&RC-9545/4*	FEL-PRO	9623 PT
JC0080100/4*	J&RC-9545/4*	GOETZE	30-028124-00
JC0080100/4*	J&RC-9545/4*	GOETZE	30-028873-00
JC0080100/4*	J&RC-9545/4*	O.E.	11141-82600
JC0080100/4*	J&RC-9545/4*	O.E.	11141-82601
JC0080100/4*	J&RC-9545/4*	O.E.	11141-82602
JC0080100/4*	J&RC-9545/4*	O.E.	11141-82611
JC0080100/4*	J&RC-9545/4*	O.E.	11141-82811
JC0080100/4*	J&RC-9545/4*	O.E.	11141-86501
JC0080100/4*	J&RC-9545/4*	PAYEN	BN480
JC0080100/4*	J&RC-9545/4*	PAYEN	BN481
JC0080100/4*	J&RC-9545/4*	VICTOR REINZ	5759
JC0080100/4*	J&RC-9545/4*	VICTOR REINZ	61-52560-00
JC0080200/4*	J&RC-9550/4*	AJUSA	10095900
JC0080200/4*	J&RC-9550/4*	ELRING	266.130
JC0080200/4*	J&RC-9550/4*	PAYEN	AG5720
JC0100500/4*	J&RC-9419/4*	AJUSA	10127300
JC0100500/4*	J&RC-9419/4*	GOETZE	30-029533-00
JC0100500/4*	J&RC-9419/4*	O.E.	4777071
JC0100500/4*	J&RC-9419/4*	O.E.	4777072
JC0100500/4*	J&RC-9419/4*	O.E.	04884021AB
JC0100500/4*	J&RC-9419/4*	O.E.	05013714AA
JC0100500/4*	J&RC-9419/4*	O.E.	05014127AC
JC0100500/4*	J&RC-9419/4*	O.E.	05096212AA
JC0100500/4*	J&RC-9419/4*	O.E.	5013714AA
JC0100500/4*	J&RC-9419/4*	O.E.	5014127AC
JC0100500/4*	J&RC-9419/4*	PAYEN	AC5550
JC0100510/4*	J&RC-9420/4*	AJUSA	10109600
JC0100510/4*	J&RC-9420/4*	O.E.	4694324
JC0100510/4*	J&RC-9420/4*	PAYEN	AC5560
JC0100520/6*	J&RC-9421/6*	AJUSA	10129900
JC0100520/6*	J&RC-9421/6*	O.E.	MD197274
JC0100530/6*	J&RC-9436/6*	AJUSA	10064400
JC0100530/6*	J&RC-9436/6*	O.E.	9605681180
JC0100530/6*	J&RC-9436/6*	O.E.	9619895980
JC0100530/6*	J&RC-9436/6*	VICTOR REINZ	61-33615-00
JC0100560/4*	J&RC-9440/4*	AJUSA	10078900
JC0100560/4*	J&RC-9440/4*	ELRING	920.487
JC0100560/4*	J&RC-9440/4*	FEL-PRO	9627 PT
JC0100560/4*	J&RC-9440/4*	GOETZE	30-028203-00
JC0100560/4*	J&RC-9440/4*	O.E.	2231133110
JC0100560/4*	J&RC-9440/4*	O.E.	22311-33000
JC0100560/4*	J&RC-9440/4*	O.E.	22311-33010
JC0100560/4*	J&RC-9440/4*	O.E.	22311-33100
JC0100560/4*	J&RC-9440/4*	O.E.	22311-33110
JC0100560/4*	J&RC-9440/4*	O.E.	22311-33400

TABELA DE CONVERSÃO / CROSS REFERENCE

MAHLE

CÓDIGO MAHLE	CÓDIGO METAL LEVE	CONVERSÕES	
		FABRICANTE	CÓDIGO
JC0100560/4*	J&RC-9440/4*	O.E.	22311-33410
JC0100560/4*	J&RC-9440/4*	O.E.	MD113173
JC0100560/4*	J&RC-9440/4*	O.E.	MD183808
JC0100560/4*	J&RC-9440/4*	PAYEN	BS120
JC0100560/4*	J&RC-9440/4*	PAYEN	BY700
JC0100560/4*	J&RC-9440/4*	VICTOR REINZ	5875
JC0100560/4*	J&RC-9440/4*	VICTOR REINZ	61-52480-00
JC0100580/6*	J&RC-9444/6*	AJUSA	10079300
JC0100580/6*	J&RC-9444/6*	ELRING	540.470
JC0100580/6*	J&RC-9444/6*	FEL-PRO	9112 PT
JC0100580/6*	J&RC-9444/6*	GOETZE	30-028200-00
JC0100580/6*	J&RC-9444/6*	O.E.	2231135010
JC0100580/6*	J&RC-9444/6*	O.E.	2231135020
JC0100580/6*	J&RC-9444/6*	O.E.	22311-35010
JC0100580/6*	J&RC-9444/6*	O.E.	22311-35020
JC0100580/6*	J&RC-9444/6*	O.E.	22311-35030
JC0100580/6*	J&RC-9444/6*	O.E.	MD111805
JC0100580/6*	J&RC-9444/6*	O.E.	MD138312
JC0100580/6*	J&RC-9444/6*	O.E.	MD143540
JC0100580/6*	J&RC-9444/6*	O.E.	MD147241
JC0100580/6*	J&RC-9444/6*	O.E.	MD165614
JC0100580/6*	J&RC-9444/6*	PAYEN	BR600
JC0100580/6*	J&RC-9444/6*	VICTOR REINZ	5765
JC0100600/4*	J&RC-9449/4*	AJUSA	10108600
JC0100600/4*	J&RC-9449/4*	FEL-PRO	9196 PT
JC0100600/4*	J&RC-9449/4*	GOETZE	30-029615-00
JC0100600/4*	J&RC-9449/4*	O.E.	53009549AB
JC0100600/4*	J&RC-9449/4*	PAYEN	AC5600
JC0100600/4*	J&RC-9449/4*	VICTOR REINZ	3799
JC0100600/4*	J&RC-9449/4*	VICTOR REINZ	61-35385-00
JC0100630/4*	J&RC-9459/4*	AJUSA	10091100
JC0100630/4*	J&RC-9459/4*	FEL-PRO	9932 PT
JC0100630/4*	J&RC-9459/4*	O.E.	MD199175
JC0100630/4*	J&RC-9459/4*	PAYEN	BV550
JC0100630/4*	J&RC-9459/4*	VICTOR REINZ	61-52970-00
JC0100640/4*	J&RC-9460/4*	AJUSA	10145100
JC0100640/4*	J&RC-9460/4*	ELRING	268.300
JC0100640/4*	J&RC-9460/4*	O.E.	MD320044
JC0100640/4*	J&RC-9460/4*	PAYEN	AG6120
JC0100650/4*	J&RC-9461/4*	AJUSA	10079000
JC0100650/4*	J&RC-9461/4*	ELRING	709.020
JC0100650/4*	J&RC-9461/4*	ELRING	709.100
JC0100650/4*	J&RC-9461/4*	FEL-PRO	9887 PT
JC0100650/4*	J&RC-9461/4*	GOETZE	30-028847-00
JC0100650/4*	J&RC-9461/4*	GOETZE	30-028919-00
JC0100650/4*	J&RC-9461/4*	O.E.	MD177329
JC0100650/4*	J&RC-9461/4*	O.E.	MD177339
JC0100650/4*	J&RC-9461/4*	O.E.	MD177341
JC0100650/4*	J&RC-9461/4*	O.E.	MD184399
JC0100650/4*	J&RC-9461/4*	O.E.	MD313674
JC0100650/4*	J&RC-9461/4*	PAYEN	BT890
JC0100650/4*	J&RC-9461/4*	VICTOR REINZ	61-52785-00
JC01050/1	J&RC-9183/4	ABR	53500300
JC01050/1	J&RC-9183/4	O.E.	99432354
JC01050/1	J&RC-9183/4	SPAAL	39401SC
JC0130510/4	J&RC-2301/4	AJUSA	10140900
JC0130510/4	J&RC-2301/4	ELRING	181.460
JC0130510/4	J&RC-2301/4	GOETZE	30-028414-10
JC0130510/4	J&RC-2301/4	O.E.	062103383A
JC0130510/4	J&RC-2301/4	PAYEN	AE5310
JC0130510/4	J&RC-2301/4	VICTOR REINZ	61-36075-00
JC0140300/4*	J&RC-9074/4*	AJUSA	10066100
JC0140300/4*	J&RC-9074/4*	ELRING	763.845
JC0140300/4*	J&RC-9074/4*	ELRING	919.594
JC0140300/4*	J&RC-9074/4*	GOETZE	30-026310-10
JC0140300/4*	J&RC-9074/4*	O.E.	607442
JC0140300/4*	J&RC-9074/4*	O.E.	607983
JC0140300/4*	J&RC-9074/4*	O.E.	90280360

Descrição do Produto / Radical MAHLE / Radical Metal Leve: Junta do Coletor de Escape / JA / JA ;
 Junta do Coletor de Admissão / JAA / JAA; Junta do Coletor de Admissão e Escape / JAAE / JAAE;
 Junta do Carter / JAC / JAC; Junta da Tampa de Válvulas / JAV / JAV; Junta da Válvula Termostática / JAVT / JAVT;
 Junta do Cabeçote / JC / J&RC; Jogo de Juntas Inferior do Motor / JI / J&RI; Jogo de Juntas do Motor / JM / J&RM;
 Jogo de Juntas Superior do Motor / JS / J&RS; Jogo de Parafusos do Cabeçote / PF / PF;
 * Itens sob Consulta



© MAHLE 2019/2020 | 351

CÓDIGO MAHLE	CÓDIGO METAL LEVE	CONVERSÕES	
		FABRICANTE	CÓDIGO
JC0140300/4*	J&RC-9074/4*	O.E.	90409710
JC0140300/4*	J&RC-9074/4*	PAYEN	BS720
JC0140300/4*	J&RC-9074/4*	VICTOR REINZ	60-28235-10
JC0140300/4*	J&RC-9074/4*	VICTOR REINZ	61-28235-10
JC0140380/6*	J&RC-9471/6*	AJUSA	55001300
JC0140380/6*	J&RC-9471/6*	ELRING	312.290
JC0140380/6*	J&RC-9471/6*	ELRING	702.471
JC0140380/6*	J&RC-9471/6*	ELRING	892.998
JC0140380/6*	J&RC-9471/6*	ELRING	914.320
JC0140380/6*	J&RC-9471/6*	GOETZE	30-024244-10
JC0140380/6*	J&RC-9471/6*	GOETZE	30-024244-20
JC0140380/6*	J&RC-9471/6*	O.E.	607408
JC0140380/6*	J&RC-9471/6*	O.E.	607435
JC0140380/6*	J&RC-9471/6*	O.E.	607453
JC0140380/6*	J&RC-9471/6*	O.E.	607477
JC0140380/6*	J&RC-9471/6*	O.E.	607982
JC0140380/6*	J&RC-9471/6*	O.E.	90088213
JC0140380/6*	J&RC-9471/6*	O.E.	90284188
JC0140380/6*	J&RC-9471/6*	PAYEN	BE050
JC0140380/6*	J&RC-9471/6*	VICTOR REINZ	61-23115-20
JC0140380/6*	J&RC-9471/6*	VICTOR REINZ	61-24675-00
JC0140380/6*	J&RC-9471/6*	VICTOR REINZ	61-24675-10
JC0140380/6*	J&RC-9471/6*	VICTOR REINZ	61-24675-20
JC0140490/4*	J&RC-0870/4*	AJUSA	10170200
JC0140490/4*	J&RC-0870/4*	O.E.	93399932
JC0140525/6*	J&RC-2213/6*	AJUSA	10149300
JC0140525/6*	J&RC-2213/6*	O.E.	93242472
JC0140925/4*	J&RC-9266/4*	AJUSA	10158300
JC0140925/4*	J&RC-9266/4*	O.E.	7083633
JC0140925/4*	J&RC-9266/4*	O.E.	93294583
JC0141010/4	J&RC-9411/4	AJUSA	10100700
JC0141010/4	J&RC-9411/4	ELRING	167.620
JC0141010/4	J&RC-9411/4	ELRING	167.621
JC0141010/4	J&RC-9411/4	GOETZE	30-029642-00
JC0141010/4	J&RC-9411/4	O.E.	96391436
JC0141010/4	J&RC-9411/4	PAYEN	AB5230
JC0141010/4	J&RC-9411/4	VICTOR REINZ	61-53305-00
JC0141020/6	J&RC-9412/6	AJUSA	10149200
JC0141020/6	J&RC-9412/6	O.E.	12552362
JC0141030/3*	J&RC-9413/3*	AJUSA	10071800
JC0141030/3*	J&RC-9413/3*	ELRING	026.430
JC0141030/3*	J&RC-9413/3*	FEL-PRO	9651 PT
JC0141030/3*	J&RC-9413/3*	GOETZE	30-028123-00
JC0141030/3*	J&RC-9413/3*	O.E.	11141-60B00
JC0141030/3*	J&RC-9413/3*	O.E.	11141-60B01
JC0141030/3*	J&RC-9413/3*	PAYEN	BT900
JC0141030/3*	J&RC-9413/3*	VICTOR REINZ	5874
JC0141030/3*	J&RC-9413/3*	VICTOR REINZ	61-53005-00
JC0141060/6*	J&RC-9416/6*	AJUSA	10140300
JC0141060/6*	J&RC-9416/6*	ELRING	266.400
JC0141060/6*	J&RC-9416/6*	O.E.	11141-86FA1
JC0141060/6*	J&RC-9416/6*	PAYEN	AG5730
JC0141061/6*	J&RC-9417/6*	AJUSA	10140400
JC0141061/6*	J&RC-9417/6*	ELRING	266.440
JC0141061/6*	J&RC-9417/6*	O.E.	11142-86FA1
JC0141061/6*	J&RC-9417/6*	PAYEN	AG5740
JC0141100/4*	J&RC-9623/4*	AJUSA	10002700
JC0141100/4*	J&RC-9623/4*	ELRING	567.206
JC0141100/4*	J&RC-9623/4*	FEL-PRO	57440
JC0141100/4*	J&RC-9623/4*	GOETZE	30-028127-00
JC0141100/4*	J&RC-9623/4*	O.E.	91111863
JC0141100/4*	J&RC-9623/4*	O.E.	11141-75101
JC0141100/4*	J&RC-9623/4*	O.E.	11141-75102
JC0141100/4*	J&RC-9623/4*	O.E.	11141-75120
JC0141100/4*	J&RC-9623/4*	PAYEN	BL390
JC0141100/4*	J&RC-9623/4*	VICTOR REINZ	61-52330-00
JC0141100/4*	J&RC-9623/4*	VICTOR REINZ	61-52330-10
JC0180210/4	J&RC-9326/4	AJUSA	10105700

CÓDIGO MAHLE	CÓDIGO METAL LEVE	CONVERSÕES	
		FABRICANTE	CÓDIGO
JC0180210/4	J&RC-9326/4	ELRING	012.360
JC0180210/4	J&RC-9326/4	GOETZE	30-028934-00
JC0180210/4	J&RC-9326/4	O.E.	7700113234
JC0180210/4	J&RC-9326/4	O.E.	8200034315
JC0180210/4	J&RC-9326/4	O.E.	7700864736F
JC0180210/4	J&RC-9326/4	PAYEN	BX630
JC0180210/4	J&RC-9326/4	VICTOR REINZ	61-33585-00
JC0180310/4*	J&RC-9368/4*	AJUSA	10161400
JC0180310/4*	J&RC-9368/4*	ELRING	517.410
JC0180310/4*	J&RC-9368/4*	GOETZE	30-029037-00
JC0180310/4*	J&RC-9368/4*	O.E.	4403869
JC0180310/4*	J&RC-9368/4*	O.E.	9111869
JC0180310/4*	J&RC-9368/4*	O.E.	8200057611
JC0180310/4*	J&RC-9368/4*	PAYEN	AE5220
JC0180310/4*	J&RC-9368/4*	VICTOR REINZ	61-36540-00
JC0180340/4*	J&RC-9369/4*	AJUSA	10036100
JC0180340/4*	J&RC-9369/4*	ELRING	352.071
JC0180340/4*	J&RC-9369/4*	ELRING	352.072
JC0180340/4*	J&RC-9369/4*	FEL-PRO	9114 PT
JC0180340/4*	J&RC-9369/4*	GOETZE	30-024733-00
JC0180340/4*	J&RC-9369/4*	GOETZE	30-024733-10
JC0180340/4*	J&RC-9369/4*	O.E.	3277433
JC0180340/4*	J&RC-9369/4*	O.E.	3287347
JC0180340/4*	J&RC-9369/4*	O.E.	32873473
JC0180340/4*	J&RC-9369/4*	O.E.	7700567327
JC0180340/4*	J&RC-9369/4*	O.E.	7700642547
JC0180340/4*	J&RC-9369/4*	O.E.	7700680689
JC0180340/4*	J&RC-9369/4*	O.E.	7700696483
JC0180340/4*	J&RC-9369/4*	O.E.	7700705406
JC0180340/4*	J&RC-9369/4*	O.E.	7701348118
JC0180340/4*	J&RC-9369/4*	O.E.	7701349331
JC0180340/4*	J&RC-9369/4*	O.E.	7708720755
JC0180340/4*	J&RC-9369/4*	O.E.	3213461-1
JC0180340/4*	J&RC-9369/4*	O.E.	3287347-3
JC0180340/4*	J&RC-9369/4*	O.E.	8350-5430
JC0180340/4*	J&RC-9369/4*	O.E.	8350-5435
JC0180340/4*	J&RC-9369/4*	O.E.	T0680-689
JC0180340/4*	J&RC-9369/4*	PAYEN	BH690
JC0180340/4*	J&RC-9369/4*	PAYEN	BM800
JC0180340/4*	J&RC-9369/4*	SPESSO	20439/6612
JC0180340/4*	J&RC-9369/4*	SPESSO	21002/76125
JC0180340/4*	J&RC-9369/4*	VICTOR REINZ	3738
JC0180340/4*	J&RC-9369/4*	VICTOR REINZ	61-25295-10
JC0180340/4*	J&RC-9369/4*	VICTOR REINZ	61-25295-20
JC0180410/4*	J&RC-9328/4*	AJUSA	10028600
JC0180410/4*	J&RC-9328/4*	ELRING	051.080
JC0180410/4*	J&RC-9328/4*	ELRING	984.249
JC0180410/4*	J&RC-9328/4*	FEL-PRO	9384 B
JC0180410/4*	J&RC-9328/4*	FEL-PRO	9384 B-1
JC0180410/4*	J&RC-9328/4*	GOETZE	30-025182-00
JC0180410/4*	J&RC-9328/4*	O.E.	7700851013
JC0180410/4*	J&RC-9328/4*	O.E.	7700851083
JC0180410/4*	J&RC-9328/4*	PAYEN	BL910
JC0180410/4*	J&RC-9328/4*	SPESSO	21081/7613
JC0180410/4*	J&RC-9328/4*	VICTOR REINZ	5710
JC0180410/4*	J&RC-9328/4*	VICTOR REINZ	61-26520-00
JC0180410/4*	J&RC-9328/4*	VICTOR REINZ	61-26520-10
JC0180420/4*	J&RC-9371/4*	AJUSA	10095300
JC0180420/4*	J&RC-9371/4*	ELRING	025.440
JC0180420/4*	J&RC-9371/4*	GOETZE	30-027376-10
JC0180420/4*	J&RC-9371/4*	O.E.	3531016
JC0180420/4*	J&RC-9371/4*	PAYEN	BX650
JC0180420/4*	J&RC-9371/4*	VICTOR REINZ	61-33445-00
JC0181020/4*	J&RC-9615/4*	AJUSA	10066600
JC0181020/4*	J&RC-9615/4*	ELRING	058.560
JC0181020/4*	J&RC-9615/4*	GOETZE	30-026588-00
JC0181020/4*	J&RC-9615/4*	GOETZE	30-026980-00
JC0181020/4*	J&RC-9615/4*	O.E.	7700738282

Descrição do Produto / Radical MAHLE / Radical Metal Leve: Junta do Coletor de Escape / JA / JA ;
 Junta do Coletor de Admissão / JAA / JAA; Junta do Coletor de Admissão e Escape / JAAE / JAAE;
 Junta do Carter / JAC / JAC; Junta da Tampa de Válvulas / JAV / JAV; Junta da Válvula Termostática / JAVT / JAVT;
 Junta do Cabeçote / JC / J&RC; Jogo de Juntas Inferior do Motor / JI / J&RI; Jogo de Juntas do Motor / JM / J&RM;
 Jogo de Juntas Superior do Motor / JS / J&RS; Jogo de Parafusos do Cabeçote / PF / PF;
 * Itens sob Consulta

CÓDIGO MAHLE	CÓDIGO METAL LEVE	CONVERSÕES	
		FABRICANTE	CÓDIGO
JC0181020/4*	J&RC-9615/4*	O.E.	7700858386
JC0181020/4*	J&RC-9615/4*	PAYEN	BX610
JC0181020/4*	J&RC-9615/4*	VICTOR REINZ	61-33595-00
JC0181040/4*	J&RC-9616/4*	AJUSA	10077000
JC0181040/4*	J&RC-9616/4*	ELRING	118.020
JC0181040/4*	J&RC-9616/4*	ELRING	436.420
JC0181040/4*	J&RC-9616/4*	GOETZE	30-027575-00
JC0181040/4*	J&RC-9616/4*	O.E.	7700855717
JC0181040/4*	J&RC-9616/4*	O.E.	7700859803
JC0181040/4*	J&RC-9616/4*	PAYEN	BV190
JC0181040/4*	J&RC-9616/4*	SPESSO	21119/9514
JC0181040/4*	J&RC-9616/4*	VICTOR REINZ	61-33590-00
JC0181070/4*	J&RC-9618/4*	AJUSA	10105200
JC0181070/4*	J&RC-9618/4*	ELRING	135.160
JC0181070/4*	J&RC-9618/4*	GOETZE	30-027344-20
JC0181070/4*	J&RC-9618/4*	O.E.	3531017
JC0181070/4*	J&RC-9618/4*	O.E.	3531017-6
JC0181070/4*	J&RC-9618/4*	PAYEN	BY360
JC0181070/4*	J&RC-9618/4*	VICTOR REINZ	61-33440-00
JC0181110/4	J&RC-9620/4	AJUSA	10160700
JC0181110/4	J&RC-9620/4	O.E.	55907
JC0210520/4 1,15	J&RC-9722/4 1,15	ABR	58328904
JC0210520/4 1,15	J&RC-9722/4 1,15	AJUSA	10192810
JC0210520/4 1,15	J&RC-9722/4 1,15	O.E.	2830707
JC0210520/4 1,25	J&RC-9722/4 1,25	ABR	58328902
JC0210520/4 1,25	J&RC-9722/4 1,25	AJUSA	10192800
JC0210520/4 1,25	J&RC-9722/4 1,25	O.E.	2830706
JC0210520/4 1,25	J&RC-9722/4 1,25	SPAAL	60504ML
JC0210520/6 1,15	J&RC-9722/6 1,15	ABR	58329004
JC0210520/6 1,15	J&RC-9722/6 1,15	AJUSA	10201710
JC0210520/6 1,15	J&RC-9722/6 1,15	O.E.	2830704
JC0210520/6 1,15	J&RC-9722/6 1,15	O.E.	2830705
JC0210520/6 1,25	J&RC-9722/6 1,25	ABR	58329002
JC0210520/6 1,25	J&RC-9722/6 1,25	AJUSA	10201700
JC0210520/6 1,25	J&RC-9722/6 1,25	O.E.	2830704
JC0210520/6 1,25	J&RC-9722/6 1,25	SPAAL	60506ML
JC0210540/6	J&RC-9721/6	ABR	58325701
JC0210540/6	J&RC-9721/6	AJUSA	10193000
JC0210540/6	J&RC-9721/6	O.E.	3967059
JC0210540/6	J&RC-9721/6	O.E.	4981796
JC0210540/6	J&RC-9721/6	SPAAL	60701SC
JC0240110/4* 1,70	J&RC-9513/4* 1,70	AJUSA	10100120
JC0240110/4* 1,70	J&RC-9513/4* 1,70	O.E.	607803
JC0240110/4* 1,70	J&RC-9513/4* 1,70	O.E.	608630
JC0240110/4* 1,70	J&RC-9513/4* 1,70	O.E.	97062776
JC0240110/4* 1,70	J&RC-9513/4* 1,70	O.E.	97066198
JC0240110/4* 1,70	J&RC-9513/4* 1,70	O.E.	8-97066-198-0
JC0240110/4* 1,70	J&RC-9513/4* 1,70	PAYEN	AD5400
JC0240110/4* 1,70	J&RC-9513/4* 1,70	VICTOR REINZ	61-53020-20
JC0250340/4	J&RC-9468/4	SABÓ	82332FLEX
JC0250900/4*	J&RC-9479/4*	AJUSA	10098800
JC0250900/4*	J&RC-9479/4*	ELRING	710.380
JC0250900/4*	J&RC-9479/4*	GOETZE	30-028381-00
JC0250900/4*	J&RC-9479/4*	O.E.	46410960
JC0250900/4*	J&RC-9479/4*	PAYEN	BX030
JC0250900/4*	J&RC-9479/4*	SPESSO	21127/7718
JC0250900/4*	J&RC-9479/4*	VICTOR REINZ	61-35595-00
JC0251200/4*	J&RC-9452/4*	AJUSA	10076600
JC0251200/4*	J&RC-9452/4*	ELRING	144.350
JC0251200/4*	J&RC-9452/4*	GOETZE	30-026693-10
JC0251200/4*	J&RC-9452/4*	O.E.	7596552
JC0251200/4*	J&RC-9452/4*	O.E.	7640074
JC0251200/4*	J&RC-9452/4*	O.E.	7708513
JC0251200/4*	J&RC-9452/4*	PAYEN	BT400
JC0251200/4*	J&RC-9452/4*	VICTOR REINZ	61-35590-00
JC0251300/4	J&RC-9456/4	AJUSA	10151200
JC0251300/4	J&RC-9456/4	ELRING	761.292
JC0251300/4	J&RC-9456/4	ELRING	761.293

TABELA DE CONVERSÃO / CROSS REFERENCE

CÓDIGO MAHLE	CÓDIGO METAL LEVE	CONVERSÕES	
		FABRICANTE	CÓDIGO
JC0251300/4	J&RC-9456/4	GOETZE	30-029779-00
JC0251300/4	J&RC-9456/4	PAYEN	AD5970
JC0251500/5*	J&RC-9463/5*	AJUSA	10099100
JC0251500/5*	J&RC-9463/5*	GOETZE	30-027445-00
JC0251500/5*	J&RC-9463/5*	O.E.	7766203
JC0251600/5	J&RC-9493/5	AJUSA	10099000
JC0251600/5	J&RC-9493/5	ELRING	710.520
JC0251600/5	J&RC-9493/5	GOETZE	30-027452-00
JC0251600/5	J&RC-9493/5	GOETZE	30-027752-00
JC0251600/5	J&RC-9493/5	O.E.	7766268
JC0251600/5	J&RC-9493/5	PAYEN	BW320
JC0251600/5	J&RC-9493/5	PAYEN	BW330
JC0251600/5	J&RC-9493/5	VICTOR REINZ	61-35615-00
JC0251800/5*	J&RC-9524/5*	AJUSA	10136000
JC0251800/5*	J&RC-9524/5*	ELRING	184.742
JC0251800/5*	J&RC-9524/5*	GOETZE	30-029072-00
JC0251800/5*	J&RC-9524/5*	O.E.	46426755
JC0251800/5*	J&RC-9524/5*	PAYEN	AY320
JC0252200/5*	J&RC-9535/5*	AJUSA	10137100
JC0252200/5*	J&RC-9535/5*	ELRING	687.344
JC0252200/5*	J&RC-9535/5*	ELRING	687.851
JC0252200/5*	J&RC-9535/5*	GOETZE	30-029778-00
JC0252200/5*	J&RC-9535/5*	O.E.	46774976
JC0252200/5*	J&RC-9535/5*	PAYEN	AD5960
JC0440000/4	J&RC-9126/4	AJUSA	10155800
JC0440000/4	J&RC-9126/4	ELRING	132.150
JC0440000/4	J&RC-9126/4	GOETZE	30-029785-00
JC0440000/4	J&RC-9126/4	O.E.	0209.1E
JC0440000/4	J&RC-9126/4	PAYEN	AD5180
JC0440000/4	J&RC-9126/4	VICTOR REINZ	61-35055-00
JC0440020/4* 1,20	J&RC-9358/4* 1,20	AJUSA	10120800
JC0440020/4* 1,20	J&RC-9358/4* 1,20	ELRING	863.080
JC0440020/4* 1,20	J&RC-9358/4* 1,20	GOETZE	30-027867-00
JC0440020/4* 1,20	J&RC-9358/4* 1,20	O.E.	99432354
JC0440020/4* 1,20	J&RC-9358/4* 1,20	O.E.	0209.0A
JC0440020/4* 1,20	J&RC-9358/4* 1,20	PAYEN	BX390
JC0440020/4* 1,30	J&RC-9358/4* 1,30	AJUSA	10120810
JC0440020/4* 1,30	J&RC-9358/4* 1,30	ELRING	863.110
JC0440020/4* 1,30	J&RC-9358/4* 1,30	GOETZE	30-027868-00
JC0440020/4* 1,30	J&RC-9358/4* 1,30	O.E.	99432353
JC0440020/4* 1,30	J&RC-9358/4* 1,30	O.E.	0209.0C
JC0440020/4* 1,30	J&RC-9358/4* 1,30	PAYEN	BX400
JC0440020/4* 1,30	J&RC-9358/4* 1,30	VICTOR REINZ	61-33950-00
JC0440020/4* 1,40	J&RC-9358/4* 1,40	AJUSA	10120820
JC0440020/4* 1,40	J&RC-9358/4* 1,40	ELRING	863.120
JC0440020/4* 1,40	J&RC-9358/4* 1,40	GOETZE	30-027883-00
JC0440020/4* 1,40	J&RC-9358/4* 1,40	O.E.	99460983
JC0440020/4* 1,40	J&RC-9358/4* 1,40	O.E.	0209.0E
JC0440020/4* 1,40	J&RC-9358/4* 1,40	PAYEN	BX410
JC0440020/4* 1,40	J&RC-9358/4* 1,40	VICTOR REINZ	61-33950-10
JC0440020/4* 1,50	J&RC-9358/4* 1,50	AJUSA	10120830
JC0440020/4* 1,50	J&RC-9358/4* 1,50	ELRING	863.130
JC0440020/4* 1,50	J&RC-9358/4* 1,50	GOETZE	30-027884-00
JC0440020/4* 1,50	J&RC-9358/4* 1,50	O.E.	99458402
JC0440020/4* 1,50	J&RC-9358/4* 1,50	O.E.	0209.0F
JC0440020/4* 1,50	J&RC-9358/4* 1,50	PAYEN	BX420
JC0440020/4* 1,50	J&RC-9358/4* 1,50	VICTOR REINZ	61-33950-20
JC0440040/4	J&RC-9467/4	AJUSA	10069400
JC0440040/4	J&RC-9467/4	ELRING	219.070
JC0440040/4	J&RC-9467/4	ELRING	331.740
JC0440040/4	J&RC-9467/4	ELRING	851.090
JC0440040/4	J&RC-9467/4	GOETZE	30-028760-00
JC0440040/4	J&RC-9467/4	GOETZE	30-028761-00
JC0440040/4	J&RC-9467/4	O.E.	9616818580
JC0440040/4	J&RC-9467/4	O.E.	0209.J8
JC0440040/4	J&RC-9467/4	O.E.	0209.L9
JC0440040/4	J&RC-9467/4	O.E.	0209.N3
JC0440040/4	J&RC-9467/4	PAYEN	AY070

Descrição do Produto / Radical MAHLE / Radical Metal Leve: Junta do Coletor de Escape / JA / JA ;
 Junta do Coletor de Admissão / JAA / JAA; Junta do Coletor de Admissão e Escape / JAAE / JAAE;
 Junta do Câster / JAC / JAC; Junta da Tampa de Válvulas / JAV / JAV; Junta da Válvula Termostática / JAVT / JAVT;
 Junta do Cabeçote / JC / J&RC; Jogo de Juntas Inferior do Motor / JI / J&RI; Jogo de Juntas do Motor / JM / J&RM;
 Jogo de Juntas Superior do Motor / JS / J&RS; Jogo de Parafusos do Cabeçote / PF / PF;
 * Itens sob Consulta



CÓDIGO MAHLE	CÓDIGO METAL LEVE	CONVERSÕES	
		FABRICANTE	CÓDIGO
JC0440040/4	J&RC-9467/4	PAYEN	BV140
JC0440040/4	J&RC-9467/4	PAYEN	BY310
JC0440040/4	J&RC-9467/4	VICTOR REINZ	61-33650-00
JC0440320/4*	J&RC-9470/4*	AJUSA	10005500
JC0440320/4*	J&RC-9470/4*	ELRING	436.650
JC0440320/4*	J&RC-9470/4*	ELRING	563.145
JC0440320/4*	J&RC-9470/4*	ELRING	563.146
JC0440320/4*	J&RC-9470/4*	GOETZE	30-025203-00
JC0440320/4*	J&RC-9470/4*	GOETZE	30-026859-10
JC0440320/4*	J&RC-9470/4*	O.E.	91505102
JC0440320/4*	J&RC-9470/4*	O.E.	91505109
JC0440320/4*	J&RC-9470/4*	O.E.	91505110
JC0440320/4*	J&RC-9470/4*	O.E.	91505787
JC0440320/4*	J&RC-9470/4*	O.E.	91538611
JC0440320/4*	J&RC-9470/4*	O.E.	91539812
JC0440320/4*	J&RC-9470/4*	O.E.	94560011
JC0440320/4*	J&RC-9470/4*	O.E.	96008902
JC0440320/4*	J&RC-9470/4*	O.E.	96075122
JC0440320/4*	J&RC-9470/4*	O.E.	96133146
JC0440320/4*	J&RC-9470/4*	O.E.	9153861180
JC0440320/4*	J&RC-9470/4*	O.E.	9153974080
JC0440320/4*	J&RC-9470/4*	O.E.	0209.06
JC0440320/4*	J&RC-9470/4*	O.E.	0209.21
JC0440320/4*	J&RC-9470/4*	O.E.	0209.58
JC0440320/4*	J&RC-9470/4*	O.E.	0209.A8
JC0440320/4*	J&RC-9470/4*	O.E.	0209.E1
JC0440320/4*	J&RC-9470/4*	PAYEN	BL650
JC0440320/4*	J&RC-9470/4*	PAYEN	BN590
JC0440320/4*	J&RC-9470/4*	VICTOR REINZ	61-25415-10
JC0440320/4*	J&RC-9470/4*	VICTOR REINZ	61-25415-20
JC0440320/4*	J&RC-9470/4*	VICTOR REINZ	61-25415-30
JC0440320/4* 1,50	J&RC-9470/4* 1,50	AJUSA	10066800
JC0440320/4* 1,50	J&RC-9470/4* 1,50	ELRING	436.650
JC0440320/4* 1,50	J&RC-9470/4* 1,50	ELRING	702.219
JC0440320/4* 1,50	J&RC-9470/4* 1,50	GOETZE	30-026858-00
JC0440320/4* 1,50	J&RC-9470/4* 1,50	GOETZE	30-026858-10
JC0440320/4* 1,50	J&RC-9470/4* 1,50	O.E.	91538612
JC0440320/4* 1,50	J&RC-9470/4* 1,50	O.E.	9600897480
JC0440320/4* 1,50	J&RC-9470/4* 1,50	O.E.	0209.20
JC0440320/4* 1,50	J&RC-9470/4* 1,50	O.E.	0209.35
JC0440320/4* 1,50	J&RC-9470/4* 1,50	O.E.	94560026.80
JC0440320/4* 1,50	J&RC-9470/4* 1,50	PAYEN	BR510
JC0440330/4*	J&RC-9485/4*	AJUSA	10094400
JC0440330/4*	J&RC-9485/4*	ELRING	018.350
JC0440330/4*	J&RC-9485/4*	ELRING	018.351
JC0440330/4*	J&RC-9485/4*	GOETZE	30-029099-00
JC0440330/4*	J&RC-9485/4*	O.E.	0209.A9
JC0440330/4*	J&RC-9485/4*	PAYEN	BY130
JC0440330/4*	J&RC-9485/4*	VICTOR REINZ	61-33710-00
JC0440350/4*	J&RC-9482/4*	AJUSA	10094700
JC0440350/4*	J&RC-9482/4*	ELRING	183.160
JC0440350/4*	J&RC-9482/4*	ELRING	851.110
JC0440350/4*	J&RC-9482/4*	GOETZE	30-029743-00
JC0440350/4*	J&RC-9482/4*	PAYEN	AD5100
JC0440350/4*	J&RC-9482/4*	VICTOR REINZ	61-35040-00
JC0440360/4* 1,30	J&RC-9453/4* 1,30	AJUSA	10118400
JC0440360/4* 1,30	J&RC-9453/4* 1,30	ELRING	056.790
JC0440360/4* 1,30	J&RC-9453/4* 1,30	GOETZE	30-029477-00
JC0440360/4* 1,30	J&RC-9453/4* 1,30	O.E.	93331268
JC0440360/4* 1,30	J&RC-9453/4* 1,30	O.E.	9635967180
JC0440360/4* 1,30	J&RC-9453/4* 1,30	O.E.	9635967580
JC0440360/4* 1,30	J&RC-9453/4* 1,30	O.E.	11141-67G00-001
JC0440360/4* 1,30	J&RC-9453/4* 1,30	PAYEN	AC5010
JC0440360/4* 1,30	J&RC-9453/4* 1,30	VICTOR REINZ	61-35815-00
JC0440360/4* 1,35	J&RC-9453/4* 1,35	AJUSA	10118410
JC0440360/4* 1,35	J&RC-9453/4* 1,35	GOETZE	30-029478-00
JC0440360/4* 1,35	J&RC-9453/4* 1,35	O.E.	93331269
JC0440360/4* 1,35	J&RC-9453/4* 1,35	O.E.	9635967280

TABELA DE CONVERSÃO / CROSS REFERENCE

CÓDIGO MAHLE	CÓDIGO METAL LEVE	CONVERSÕES	
		FABRICANTE	CÓDIGO
JC0440360/4* 1,35	J&RC-9453/4* 1,35	O.E.	11141-67G00-002
JC0440360/4* 1,35	J&RC-9453/4* 1,35	PAYEN	AC5020
JC0440360/4* 1,35	J&RC-9453/4* 1,35	VICTOR REINZ	61-35815-10
JC0440360/4* 1,40	J&RC-9453/4* 1,40	AJUSA	10118420
JC0440360/4* 1,40	J&RC-9453/4* 1,40	GOETZE	30-029479-00
JC0440360/4* 1,40	J&RC-9453/4* 1,40	O.E.	93331270
JC0440360/4* 1,40	J&RC-9453/4* 1,40	O.E.	9635967380
JC0440360/4* 1,40	J&RC-9453/4* 1,40	O.E.	11141-67G00-003
JC0440360/4* 1,40	J&RC-9453/4* 1,40	PAYEN	AC5030
JC0440360/4* 1,40	J&RC-9453/4* 1,40	VICTOR REINZ	61-35815-20
JC0440360/4* 1,50	J&RC-9453/4* 1,50	AJUSA	10118440
JC0440360/4* 1,50	J&RC-9453/4* 1,50	GOETZE	30-029481-00
JC0440360/4* 1,50	J&RC-9453/4* 1,50	O.E.	93331272
JC0440360/4* 1,50	J&RC-9453/4* 1,50	O.E.	11141-67G00-005
JC0440360/4* 1,50	J&RC-9453/4* 1,50	PAYEN	AC5050
JC0440360/4* 1,50	J&RC-9453/4* 1,50	VICTOR REINZ	61-35815-40
JC0440760/4* 1,40	J&RC-9477/4* 1,40	AJUSA	10040400
JC0440760/4* 1,40	J&RC-9477/4* 1,40	ELRING	117.771
JC0440760/4* 1,40	J&RC-9477/4* 1,40	ELRING	530.240
JC0440760/4* 1,40	J&RC-9477/4* 1,40	ELRING	530.241
JC0440760/4* 1,40	J&RC-9477/4* 1,40	ELRING	776.424
JC0440760/4* 1,40	J&RC-9477/4* 1,40	GOETZE	30-026850-00
JC0440760/4* 1,40	J&RC-9477/4* 1,40	O.E.	96062536
JC0440760/4* 1,40	J&RC-9477/4* 1,40	O.E.	96129692
JC0440760/4* 1,40	J&RC-9477/4* 1,40	O.E.	97520610
JC0440760/4* 1,40	J&RC-9477/4* 1,40	O.E.	9456001443
JC0440760/4* 1,40	J&RC-9477/4* 1,40	O.E.	0209.70
JC0440760/4* 1,40	J&RC-9477/4* 1,40	O.E.	0209.89
JC0440760/4* 1,40	J&RC-9477/4* 1,40	PAYEN	BN970
JC0440760/4* 1,40	J&RC-9477/4* 1,40	PAYEN	BS810
JC0440760/4* 1,40	J&RC-9477/4* 1,40	SPESSO	21086/7614
JC0440760/4* 1,40	J&RC-9477/4* 1,40	VICTOR REINZ	61-31195-00
JC0440770/4*	J&RC-9481/4*	AJUSA	10123700
JC0440770/4*	J&RC-9481/4*	ELRING	505.340
JC0440770/4*	J&RC-9481/4*	GOETZE	30-029787-00
JC0440770/4*	J&RC-9481/4*	O.E.	0209.Z0
JC0440770/4*	J&RC-9481/4*	PAYEN	AE5010
JC0440770/4*	J&RC-9481/4*	VICTOR REINZ	61-31850-10
JC0440800/4*	J&RC-9484/4*	AJUSA	10069500
JC0440800/4*	J&RC-9484/4*	ELRING	851.100
JC0440800/4*	J&RC-9484/4*	GOETZE	30-028762-00
JC0440800/4*	J&RC-9484/4*	O.E.	0209.N0
JC0440800/4*	J&RC-9484/4*	PAYEN	AY090
JC0440800/4*	J&RC-9484/4*	VICTOR REINZ	61-33660-00
JC0440820/4*	J&RC-9488/4*	AJUSA	10076900
JC0440820/4*	J&RC-9488/4*	GOETZE	30-028756-00
JC0440820/4*	J&RC-9488/4*	O.E.	0209.F6
JC0440820/4*	J&RC-9488/4*	PAYEN	BY180
JC0440820/4*	J&RC-9488/4*	VICTOR REINZ	61-28980-00
JC0440850/4	J&RC-9491/4	AJUSA	10155500
JC0440850/4	J&RC-9491/4	ELRING	074.390
JC0440850/4	J&RC-9491/4	GOETZE	30-029572-00
JC0440850/4	J&RC-9491/4	O.E.	0209.Y0
JC0440850/4	J&RC-9491/4	PAYEN	AC5700
JC0440850/4	J&RC-9491/4	VICTOR REINZ	61-35060-00
JC0440910/4*	J&RC-9510/4*	AJUSA	10040500
JC0440910/4*	J&RC-9510/4*	ELRING	530.242
JC0440910/4*	J&RC-9510/4*	ELRING	984.133
JC0440910/4*	J&RC-9510/4*	ELRING	984.134
JC0440910/4*	J&RC-9510/4*	GOETZE	30-026851-00
JC0440910/4*	J&RC-9510/4*	O.E.	97520616
JC0440910/4*	J&RC-9510/4*	O.E.	0209.91
JC0440910/4*	J&RC-9510/4*	PAYEN	AD5700
JC0440910/4*	J&RC-9510/4*	PAYEN	BN980
JC0440910/4*	J&RC-9510/4*	PAYEN	BT010
JC0440910/4*	J&RC-9510/4*	SPESSO	21087/7614
JC0440910/4*	J&RC-9510/4*	VICTOR REINZ	61-31200-00
JC0480330/4*	J&RC-9214/4*	AJUSA	10009500

Descrição do Produto / Radical MAHLE / Radical Metal Leve: Junta do Coletor de Escape / JA / JA ;
 Junta do Coletor de Admissão / JAA / JAA; Junta do Coletor de Admissão e Escape / JAAE / JAAE;
 Junta do Carter / JAC / JAC; Junta da Tampa de Válvulas / JAV / JAV; Junta da Válvula Termostática / JAVT / JAVT;
 Junta do Cabeçote / JC / J&RC; Jogo de Juntas Inferior do Motor / JI / J&RI; Jogo de Juntas do Motor / JM / J&RM;
 Jogo de Juntas Superior do Motor / JS / J&RS; Jogo de Parafusos do Cabeçote / PF / PF;
 * Itens sob Consulta



CÓDIGO MAHLE	CÓDIGO METAL LEVE	CONVERSÕES	
		FABRICANTE	CÓDIGO
JC0480330/4*	J&RC-9214/4*	ELRING	310.301
JC0480330/4*	J&RC-9214/4*	ELRING	749.621
JC0480330/4*	J&RC-9214/4*	ELRING	757.047
JC0480330/4*	J&RC-9214/4*	ELRING	776.777
JC0480330/4*	J&RC-9214/4*	ELRING	776.778
JC0480330/4*	J&RC-9214/4*	GOETZE	30-024065-10
JC0480330/4*	J&RC-9214/4*	O.E.	3160161820
JC0480330/4*	J&RC-9214/4*	O.E.	3160162020
JC0480330/4*	J&RC-9214/4*	O.E.	6160160920
JC0480330/4*	J&RC-9214/4*	O.E.	6160161220
JC0480330/4*	J&RC-9214/4*	O.E.	6160161420
JC0480330/4*	J&RC-9214/4*	O.E.	6160161520
JC0480330/4*	J&RC-9214/4*	O.E.	6160161820
JC0480330/4*	J&RC-9214/4*	O.E.	6160161920
JC0480330/4*	J&RC-9214/4*	O.E.	6160162020
JC0480330/4*	J&RC-9214/4*	PAYEN	BC772
JC0480330/4*	J&RC-9214/4*	PAYEN	BC790
JC0480330/4*	J&RC-9214/4*	SPESSO	20937/7620
JC0480330/4*	J&RC-9214/4*	VICTOR REINZ	61-24110-10
JC0480330/4*	J&RC-9214/4*	VICTOR REINZ	61-24110-30
JC0480330/4*	J&RC-9214/4*	VICTOR REINZ	61-24110-40
JC0480340/4*	J&RC-9558/4*	AJUSA	10009800
JC0480340/4*	J&RC-9558/4*	ELRING	310.328
JC0480340/4*	J&RC-9558/4*	ELRING	693.421
JC0480340/4*	J&RC-9558/4*	ELRING	764.701
JC0480340/4*	J&RC-9558/4*	ELRING	764.702
JC0480340/4*	J&RC-9558/4*	ELRING	764.703
JC0480340/4*	J&RC-9558/4*	GOETZE	30-026004-00
JC0480340/4*	J&RC-9558/4*	GOETZE	30-026004-10
JC0480340/4*	J&RC-9558/4*	O.E.	1020160520
JC0480340/4*	J&RC-9558/4*	O.E.	1020160620
JC0480340/4*	J&RC-9558/4*	O.E.	1020161220
JC0480340/4*	J&RC-9558/4*	O.E.	1020161420
JC0480340/4*	J&RC-9558/4*	O.E.	1020162220
JC0480340/4*	J&RC-9558/4*	O.E.	1020162320
JC0480340/4*	J&RC-9558/4*	PAYEN	BH870
JC0480340/4*	J&RC-9558/4*	VICTOR REINZ	61-25230-10
JC0480340/4*	J&RC-9558/4*	VICTOR REINZ	61-25230-20
JC0480340/4*	J&RC-9558/4*	VICTOR REINZ	61-25230-30
JC0480340/4*	J&RC-9558/4*	VICTOR REINZ	61-25230-40
JC0480750/4*	J&RC-9576/4*	AJUSA	10155000
JC0480750/4*	J&RC-9576/4*	ELRING	074.900
JC0480750/4*	J&RC-9576/4*	GOETZE	30-029326-00
JC0480750/4*	J&RC-9576/4*	O.E.	1660160120
JC0480750/4*	J&RC-9576/4*	PAYEN	AB5550
JC0480750/4*	J&RC-9576/4*	VICTOR REINZ	61-31345-00
JC0480964/1*	J&RC-9272/1*	AJUSA	55012700
JC0480964/1*	J&RC-9272/1*	ELRING	058.540
JC0480964/1*	J&RC-9272/1*	ELRING	264.715
JC0480964/1*	J&RC-9272/1*	O.E.	4570107320
JC0480964/1*	J&RC-9272/1*	PAYEN	CF5370
JC0480964/1*	J&RC-9272/1*	VICTOR REINZ	21-30171-00
JC0481000/4*	J&RC-9434/4*	AJUSA	10079800
JC0481000/4*	J&RC-9434/4*	ELRING	712.430
JC0481000/4*	J&RC-9434/4*	ELRING	830.151
JC0481000/4*	J&RC-9434/4*	ELRING	830.152
JC0481000/4*	J&RC-9434/4*	ELRING	830.153
JC0481000/4*	J&RC-9434/4*	ELRING	830.154
JC0481000/4*	J&RC-9434/4*	ELRING	830.156
JC0481000/4*	J&RC-9434/4*	ELRING	830.157
JC0481000/4*	J&RC-9434/4*	ELRING	830.158
JC0481000/4*	J&RC-9434/4*	GOETZE	30-027462-00
JC0481000/4*	J&RC-9434/4*	GOETZE	30-027971-00
JC0481000/4*	J&RC-9434/4*	O.E.	1110161020
JC0481000/4*	J&RC-9434/4*	O.E.	1110162720
JC0481000/4*	J&RC-9434/4*	PAYEN	BV810
JC0481000/4*	J&RC-9434/4*	PAYEN	BZ880
JC0481000/4*	J&RC-9434/4*	VICTOR REINZ	61-29105-00

CÓDIGO MAHLE	CÓDIGO METAL LEVE	CONVERSÕES	
		FABRICANTE	CÓDIGO
JC0481010/4*	J&RC-9578/4*	AJUSA	10155200
JC0481010/4*	J&RC-9578/4*	ELRING	074.920
JC0481010/4*	J&RC-9578/4*	GOETZE	30-029330-00
JC0481010/4*	J&RC-9578/4*	O.E.	1660160220
JC0481010/4*	J&RC-9578/4*	PAYEN	AB5570
JC0481010/4*	J&RC-9578/4*	VICTOR REINZ	61-33065-00
JC0481020/4	J&RC-9581/4	AJUSA	10128900
JC0481020/4	J&RC-9581/4	ELRING	376.390
JC0481020/4	J&RC-9581/4	ELRING	376.400
JC0481020/4	J&RC-9581/4	ELRING	633.180
JC0481020/4	J&RC-9581/4	ELRING	762.820
JC0481020/4	J&RC-9581/4	ELRING	762.821
JC0481020/4	J&RC-9581/4	GOETZE	30-029696-00
JC0481020/4	J&RC-9581/4	O.E.	6120160320
JC0481020/4	J&RC-9581/4	O.E.	6470160620
JC0481020/4	J&RC-9581/4	O.E.	05080081AB
JC0481020/4	J&RC-9581/4	O.E.	5080081AA
JC0481020/4	J&RC-9581/4	PAYEN	AD5720
JC0481020/4	J&RC-9581/4	VICTOR REINZ	61-35160-10
JC0510710/4*	J&RC-9474/4*	AJUSA	10092700
JC0510710/4*	J&RC-9474/4*	ELRING	177.080
JC0510710/4*	J&RC-9474/4*	GOETZE	30-028856-00
JC0510710/4*	J&RC-9474/4*	O.E.	12251-P30-004
JC0510710/4*	J&RC-9474/4*	O.E.	12251-P30-014
JC0510710/4*	J&RC-9474/4*	O.E.	12251-PR3-004
JC0510710/4*	J&RC-9474/4*	PAYEN	BV040
JC0510780/4*	J&RC-9500/4*	AJUSA	10092500
JC0510780/4*	J&RC-9500/4*	ELRING	540.420
JC0510780/4*	J&RC-9500/4*	GOETZE	30-028855-00
JC0510780/4*	J&RC-9500/4*	O.E.	8-97019361-0
JC0510780/4*	J&RC-9500/4*	PAYEN	AG5080
JC0510790/4*	J&RC-9501/4*	AJUSA	10075600
JC0510790/4*	J&RC-9501/4*	ELRING	056.290
JC0510790/4*	J&RC-9501/4*	FEL-PRO	9451 PT-1
JC0510790/4*	J&RC-9501/4*	GOETZE	30-028148-00
JC0510790/4*	J&RC-9501/4*	GOETZE	30-028150-00
JC0510790/4*	J&RC-9501/4*	O.E.	12251-PG6-003
JC0510790/4*	J&RC-9501/4*	O.E.	12251-PM7-003
JC0510790/4*	J&RC-9501/4*	PAYEN	BP630
JC0510790/4*	J&RC-9501/4*	PAYEN	BS880
JC0510790/4*	J&RC-9501/4*	VICTOR REINZ	5774
JC0510790/4*	J&RC-9501/4*	VICTOR REINZ	5825
JC0510790/4*	J&RC-9501/4*	VICTOR REINZ	61-52360-00
JC0510790/4*	J&RC-9501/4*	VICTOR REINZ	61-52690-00
JC0510790/4*	J&RC-9501/4*	VICTOR REINZ	61-52960-00
JC0590010/4* 1,42	J&RC-9357/4* 1,42	AJUSA	10119200
JC0590010/4* 1,42	J&RC-9357/4* 1,42	ELRING	164.881
JC0590010/4* 1,42	J&RC-9357/4* 1,42	GOETZE	30-028472-00
JC0590010/4* 1,42	J&RC-9357/4* 1,42	O.E.	0607493
JC0590010/4* 1,42	J&RC-9357/4* 1,42	O.E.	607493
JC0590010/4* 1,42	J&RC-9357/4* 1,42	O.E.	1050369
JC0590010/4* 1,42	J&RC-9357/4* 1,42	O.E.	91131966
JC0590010/4* 1,42	J&RC-9357/4* 1,42	O.E.	5014059AA
JC0590010/4* 1,42	J&RC-9357/4* 1,42	O.E.	V97DD6051AA
JC0590010/4* 1,42	J&RC-9357/4* 1,42	PAYEN	AY400
JC0590010/4* 1,42	J&RC-9357/4* 1,42	VICTOR REINZ	61-35415-00
JC0590010/4* 1,52	J&RC-9357/4* 1,52	AJUSA	10119210
JC0590010/4* 1,52	J&RC-9357/4* 1,52	GOETZE	30-028473-00
JC0590010/4* 1,52	J&RC-9357/4* 1,52	O.E.	1050370
JC0590010/4* 1,52	J&RC-9357/4* 1,52	O.E.	22022081F
JC0590010/4* 1,52	J&RC-9357/4* 1,52	O.E.	V97DD6051CA
JC0590010/4* 1,52	J&RC-9357/4* 1,52	PAYEN	AY410
JC0590010/4* 1,52	J&RC-9357/4* 1,52	VICTOR REINZ	61-35415-10
JC0590010/4* 1,62	J&RC-9357/4* 1,62	AJUSA	10119220
JC0590010/4* 1,62	J&RC-9357/4* 1,62	ELRING	164.841
JC0590010/4* 1,62	J&RC-9357/4* 1,62	GOETZE	30-028474-00
JC0590010/4* 1,62	J&RC-9357/4* 1,62	O.E.	1050371
JC0590010/4* 1,62	J&RC-9357/4* 1,62	O.E.	5014060AA

Descrição do Produto / Radical MAHLE / Radical Metal Leve: Junta do Coletor de Escape / JA / JA ;
 Junta do Coletor de Admissão / JAA / JAA; Junta do Coletor de Admissão e Escape / JAAE / JAAE;
 Junta do Carter / JAC / JAC; Junta da Tampa de Válvulas / JAV / JAV; Junta da Válvula Termostática / JAVT / JAVT;
 Junta do Cabeçote / JC / J&RC; Jogo de Juntas Inferior do Motor / JI / J&RI; Jogo de Juntas do Motor / JM / J&RM;
 Jogo de Juntas Superior do Motor / JS / J&RS; Jogo de Parafusos do Cabeçote / PF / PF;
 * Itens sob Consulta

CÓDIGO MAHLE	CÓDIGO METAL LEVE	CONVERSÕES	
		FABRICANTE	CÓDIGO
JC0590010/4* 1,62	J&RC-9357/4* 1,62	O.E.	5014061AA
JC0590010/4* 1,62	J&RC-9357/4* 1,62	O.E.	V97DD6051BA
JC0590010/4* 1,62	J&RC-9357/4* 1,62	PAYEN	AY420
JC0590010/4* 1,62	J&RC-9357/4* 1,62	VICTOR REINZ	61-35415-20
JC0590190/4*	J&RC-9361/4*	AJUSA	10118700
JC0590190/4*	J&RC-9361/4*	ELRING	123.472
JC0590190/4*	J&RC-9361/4*	ELRING	123.473
JC0590190/4*	J&RC-9361/4*	ELRING	476.212
JC0590190/4*	J&RC-9361/4*	GOETZE	30-029400-00
JC0590190/4*	J&RC-9361/4*	O.E.	1053830
JC0590190/4*	J&RC-9361/4*	O.E.	1105771
JC0590190/4*	J&RC-9361/4*	O.E.	1308383
JC0590190/4*	J&RC-9361/4*	O.E.	988M6051BC
JC0590190/4*	J&RC-9361/4*	O.E.	XS7G6051BB
JC0590190/4*	J&RC-9361/4*	O.E.	XS7G6051BC
JC0590190/4*	J&RC-9361/4*	PAYEN	AC5800
JC0590570/4	J&RC-9199/4	AJUSA	10141400
JC0590570/4	J&RC-9199/4	O.E.	XS6E6051BE
JC0590570/4	J&RC-9199/4	O.E.	XS6E6051BF
JC0590620/4*	J&RC-9424/4*	AJUSA	10110200
JC0590740/4	J&RC-9362/4	AJUSA	10157000
JC0590740/4	J&RC-9362/4	ELRING	060.031
JC0590740/4	J&RC-9362/4	GOETZE	30-029824-00
JC0590740/4	J&RC-9362/4	O.E.	1124372
JC0590740/4	J&RC-9362/4	O.E.	1229872
JC0590740/4	J&RC-9362/4	O.E.	30777325
JC0590740/4	J&RC-9362/4	O.E.	1S7G-6051-AH
JC0590740/4	J&RC-9362/4	O.E.	1S7Z-6051-AA
JC0590740/4	J&RC-9362/4	O.E.	LF01-10-271
JC0590740/4	J&RC-9362/4	PAYEN	AD5220
JC0590740/4	J&RC-9362/4	VICTOR REINZ	61-35435-00
JC0591080/6*	J&RC-9437/6*	AJUSA	10106300
JC0591080/6*	J&RC-9437/6*	O.E.	95TM-6051-AA
JC0591081/6	J&RC-9438/6	AJUSA	10106400
JC0591081/6	J&RC-9438/6	O.E.	95TM-6083-AA
JC0591100/4*	J&RC-9450/4*	AJUSA	10096700
JC0591100/4*	J&RC-9450/4*	ELRING	646.811
JC0591100/4*	J&RC-9450/4*	ELRING	646.813
JC0591100/4*	J&RC-9450/4*	GOETZE	30-028820-00
JC0591100/4*	J&RC-9450/4*	O.E.	1012744
JC0591100/4*	J&RC-9450/4*	O.E.	97MM6051BC
JC0591100/4*	J&RC-9450/4*	PAYEN	BY660
JC0591100/4*	J&RC-9450/4*	VICTOR REINZ	61-33765-00
JC0591110/4	J&RC-9165/4	AJUSA	10118800
JC0591110/4	J&RC-9165/4	GOETZE	30-027876-10
JC0591110/4	J&RC-9165/4	O.E.	1071744
JC0591110/4	J&RC-9165/4	O.E.	978M6051CF
JC0591110/4	J&RC-9165/4	PAYEN	AB5260
JC0591110/4	J&RC-9165/4	PAYEN	BZ490
JC0591110/4	J&RC-9165/4	VICTOR REINZ	61-34340-00
JC0591200/6*	J&RC-9541/6*	AJUSA	10104900
JC0591200/6*	J&RC-9541/6*	FEL-PRO	9725 PT-1
JC0591200/6*	J&RC-9541/6*	VICTOR REINZ	5888
JC0591201/6*	J&RC-9542/6*	AJUSA	10105000
JC0591201/6*	J&RC-9542/6*	FEL-PRO	9724 PT-1
JC0591201/6*	J&RC-9542/6*	VICTOR REINZ	5887
JC0591300/4	J&RC-9564/4	AJUSA	10110400
JC0591300/4	J&RC-9564/4	FEL-PRO	8993 PT-1
JC0591300/4	J&RC-9564/4	VICTOR REINZ	5737
JC0591330/4*	J&RC-9593/4*	AJUSA	10093500
JC0591330/4*	J&RC-9593/4*	ELRING	401.820
JC0591330/4*	J&RC-9593/4*	ELRING	917.907
JC0591330/4*	J&RC-9593/4*	ELRING	917.908
JC0591330/4*	J&RC-9593/4*	O.E.	021103383
JC0591330/4*	J&RC-9593/4*	O.E.	021103383L
JC0591330/4*	J&RC-9593/4*	PAYEN	AA5430
JC0591330/4*	J&RC-9593/4*	PAYEN	BX430
JC0591330/4*	J&RC-9593/4*	VICTOR REINZ	61-29110-00

TABELA DE CONVERSÃO / CROSS REFERENCE

CÓDIGO MAHLE	CÓDIGO METAL LEVE	CONVERSÕES	
		FABRICANTE	CÓDIGO
JC0591340/4* 1,20	J&RC-9599/4* 1,20	AJUSA	10096100
JC0591340/4* 1,20	J&RC-9599/4* 1,20	GOETZE	30-029544-00
JC0591340/4* 1,20	J&RC-9599/4* 1,20	O.E.	11044-7F400
JC0591340/4* 1,20	J&RC-9599/4* 1,20	PAYEN	AC5750
JC0591340/4* 1,20	J&RC-9599/4* 1,20	VICTOR REINZ	61-31275-00
JC0591340/4* 1,25	J&RC-9599/4* 1,25	AJUSA	10096110
JC0591340/4* 1,25	J&RC-9599/4* 1,25	GOETZE	30-029545-00
JC0591340/4* 1,25	J&RC-9599/4* 1,25	O.E.	11044-7F401
JC0591340/4* 1,25	J&RC-9599/4* 1,25	PAYEN	AC5760
JC0591340/4* 1,25	J&RC-9599/4* 1,25	VICTOR REINZ	61-31275-10
JC0591340/4* 1,30	J&RC-9599/4* 1,30	AJUSA	10096120
JC0591340/4* 1,30	J&RC-9599/4* 1,30	GOETZE	30-029546-00
JC0591340/4* 1,30	J&RC-9599/4* 1,30	O.E.	11044-7F402
JC0591340/4* 1,30	J&RC-9599/4* 1,30	PAYEN	AC5770
JC0591340/4* 1,30	J&RC-9599/4* 1,30	VICTOR REINZ	61-31275-20
JC0591400/4*	J&RC-9570/4*	AJUSA	10111100
JC0591400/4*	J&RC-9570/4*	ELRING	193.130
JC0591400/4*	J&RC-9570/4*	O.E.	4330744
JC0591400/4*	J&RC-9570/4*	O.E.	WL51-10-272
JC0591400/4*	J&RC-9570/4*	PAYEN	AA5130
JC0591400/4*	J&RC-9570/4*	VICTOR REINZ	61-53065-00
JC0631200/4* 1,55	J&RC-9567/4* 1,55	AJUSA	10081910
JC0631200/4* 1,55	J&RC-9567/4* 1,55	ELRING	152.810
JC0631200/4* 1,55	J&RC-9567/4* 1,55	O.E.	11115-54080-DO
JC0631200/4* 1,55	J&RC-9567/4* 1,55	O.E.	11115-54081-DO
JC0631200/4* 1,55	J&RC-9567/4* 1,55	O.E.	11115-54082-DO
JC0631200/4* 1,55	J&RC-9567/4* 1,55	O.E.	11115-54084-DO
JC0631200/4* 1,55	J&RC-9567/4* 1,55	VICTOR REINZ	61-52750-20
JC0631200/4* 1,65	J&RC-9567/4* 1,65	AJUSA	10081920
JC0631200/4* 1,65	J&RC-9567/4* 1,65	ELRING	152.820
JC0631200/4* 1,65	J&RC-9567/4* 1,65	O.E.	11115-54080-FO
JC0631200/4* 1,65	J&RC-9567/4* 1,65	O.E.	11115-54081-FO
JC0631200/4* 1,65	J&RC-9567/4* 1,65	O.E.	11115-54082-FO
JC0631200/4* 1,65	J&RC-9567/4* 1,65	O.E.	11115-54084-FO
JC0631200/4* 1,65	J&RC-9567/4* 1,65	VICTOR REINZ	61-52750-30
JC0631400/4*	J&RC-9569/4*	AJUSA	10088300
JC0631400/4*	J&RC-9569/4*	ELRING	707.860
JC0631400/4*	J&RC-9569/4*	GOETZE	30-028105-00
JC0631400/4*	J&RC-9569/4*	O.E.	11115-11070
JC0631400/4*	J&RC-9569/4*	O.E.	11115-11071
JC0631400/4*	J&RC-9569/4*	O.E.	11115-11080
JC0631400/4*	J&RC-9569/4*	PAYEN	BV330
JC0631700/4*	J&RC-9572/4*	AJUSA	10088700
JC0631700/4*	J&RC-9572/4*	GOETZE	30-028835-00
JC0631700/4*	J&RC-9572/4*	O.E.	11115-75030
JC0631700/4*	J&RC-9572/4*	O.E.	11115-75031
JC0631700/4*	J&RC-9572/4*	PAYEN	BZ170
JC0631700/4*	J&RC-9572/4*	VICTOR REINZ	61-53095-00
JC0631800/6*	J&RC-9573/6*	AJUSA	10089100
JC0631800/6*	J&RC-9573/6*	O.E.	11115-62071
JC0631801/6*	J&RC-9574/6*	AJUSA	10089000
JC0631801/6*	J&RC-9574/6*	O.E.	11116-62071
JC0632000/4*	J&RC-9577/4*	AJUSA	10138000
JC0632000/4*	J&RC-9577/4*	ELRING	141.990
JC0632000/4*	J&RC-9577/4*	O.E.	11115-28021
JC0632000/4*	J&RC-9577/4*	O.E.	11115-28022
JC0632000/4*	J&RC-9577/4*	O.E.	11115-28023
JC0632000/4*	J&RC-9577/4*	PAYEN	AF5780
JC0632000/4*	J&RC-9577/4*	VICTOR REINZ	61-53505-00
JC0632100/6*	J&RC-9579/6*	AJUSA	10088900
JC0632100/6*	J&RC-9579/6*	ELRING	540.560
JC0632100/6*	J&RC-9579/6*	FEL-PRO	9815 PT
JC0632100/6*	J&RC-9579/6*	GOETZE	30-028098-00
JC0632100/6*	J&RC-9579/6*	GOETZE	30-028101-00
JC0632100/6*	J&RC-9579/6*	O.E.	11116-65020
JC0632100/6*	J&RC-9579/6*	O.E.	11116-65030
JC0632100/6*	J&RC-9579/6*	O.E.	11116-65033
JC0632100/6*	J&RC-9579/6*	PAYEN	BS370

Descrição do Produto / Radical MAHLE / Radical Metal Leve: Junta do Coletor de Escape / JA / JA ;
 Junta do Coletor de Admissão / JAA / JAA; Junta do Coletor de Admissão e Escape / JAAE / JAAE;
 Junta do Carter / JAC / JAC; Junta da Tampa de Válvulas / JAV / JAV; Junta da Válvula Termostática / JAVT / JAVT;
 Junta do Cabeçote / JC / J&RC; Jogo de Juntas Inferior do Motor / JI / J&RI; Jogo de Juntas do Motor / JM / J&RM;
 Jogo de Juntas Superior do Motor / JS / J&RS; Jogo de Parafusos do Cabeçote / PF / PF;
 * Itens sob Consulta



CÓDIGO MAHLE	CÓDIGO METAL LEVE	CONVERSÕES	
		FABRICANTE	CÓDIGO
JC0632100/6*	J&RC-9579/6*	VICTOR REINZ	5806
JC0632100/6*	J&RC-9579/6*	VICTOR REINZ	5807
JC0632101/6*	J&RC-9580/6*	AJUSA	10088800
JC0632101/6*	J&RC-9580/6*	ELRING	540.550
JC0632101/6*	J&RC-9580/6*	FEL-PRO	9728 PT
JC0632101/6*	J&RC-9580/6*	GOETZE	30-028100-00
JC0632101/6*	J&RC-9580/6*	O.E.	11115-65020
JC0632101/6*	J&RC-9580/6*	O.E.	11115-65030
JC0632101/6*	J&RC-9580/6*	O.E.	11115-65031A
JC0632101/6*	J&RC-9580/6*	O.E.	11115-65033
JC0632101/6*	J&RC-9580/6*	PAYEN	BS360
JC0632200/6*	J&RC-9583/6*	AJUSA	10089200
JC0632200/6*	J&RC-9583/6*	O.E.	11115-20010
JC0632200/6*	J&RC-9583/6*	PAYEN	BZ340
JC0632201/6*	J&RC-9584/6*	AJUSA	10089300
JC0632201/6*	J&RC-9584/6*	O.E.	11116-20010
JC0632201/6*	J&RC-9584/6*	PAYEN	BZ350
JC0640130/4*	J&RC-9546/4*	AJUSA	10033000
JC0640130/4*	J&RC-9546/4*	ELRING	523.080
JC0640130/4*	J&RC-9546/4*	ELRING	523.089
JC0640130/4*	J&RC-9546/4*	GOETZE	30-025886-00
JC0640130/4*	J&RC-9546/4*	GOETZE	30-025886-10
JC0640130/4*	J&RC-9546/4*	O.E.	2108-1003020
JC0640130/4*	J&RC-9546/4*	PAYEN	BS620
JC0640130/4*	J&RC-9546/4*	VICTOR REINZ	60-31040-00
JC0640130/4*	J&RC-9546/4*	VICTOR REINZ	61-31040-00
JC0640140/4	J&RC-9547/4	AJUSA	10033100
JC0640140/4	J&RC-9547/4	ELRING	463.914
JC0640140/4	J&RC-9547/4	ELRING	463.915
JC0640140/4	J&RC-9547/4	GOETZE	30-025885-00
JC0640140/4	J&RC-9547/4	GOETZE	30-025885-10
JC0640140/4	J&RC-9547/4	O.E.	21083-1003020
JC0640140/4	J&RC-9547/4	O.E.	2108-31003020
JC0640140/4	J&RC-9547/4	PAYEN	BS630
JC0640140/4	J&RC-9547/4	VICTOR REINZ	60-31045-00
JC0640140/4	J&RC-9547/4	VICTOR REINZ	61-31045-00
JC0660000/4	J&RC-9359/4	AJUSA	10136900
JC0660000/4	J&RC-9359/4	ELRING	125.910
JC0660000/4	J&RC-9359/4	ELRING	125.911
JC0660000/4	J&RC-9359/4	O.E.	9636017880
JC0660000/4	J&RC-9359/4	O.E.	0209.Z3
JC0660000/4	J&RC-9359/4	PAYEN	AD5300
JC0660000/4	J&RC-9359/4	VICTOR REINZ	61-35045-00
JC0700040/4* 1,61	J&RC-9624/4* 1,61	AJUSA	10103020
JC0700040/4* 1,61	J&RC-9624/4* 1,61	ELRING	914.873
JC0700040/4* 1,61	J&RC-9624/4* 1,61	GOETZE	30-028547-00
JC0700040/4* 1,61	J&RC-9624/4* 1,61	O.E.	028103383AK
JC0700040/4* 1,61	J&RC-9624/4* 1,61	O.E.	028103383BK
JC0700040/4* 1,61	J&RC-9624/4* 1,61	PAYEN	BV870
JC0700040/4* 1,61	J&RC-9624/4* 1,61	VICTOR REINZ	61-31225-50
JC0700080/4	J&RC-9355/4	AJUSA	10102400
JC0700080/4	J&RC-9355/4	ELRING	627.810
JC0700080/4	J&RC-9355/4	GOETZE	30-027930-00
JC0700080/4	J&RC-9355/4	O.E.	048103383D
JC0700080/4	J&RC-9355/4	PAYEN	BY750
JC0700080/4	J&RC-9355/4	VICTOR REINZ	61-29305-00
JC0700110/4	J&RC-9331/4	AJUSA	10121500
JC0700110/4	J&RC-9331/4	ELRING	169.410
JC0700110/4	J&RC-9331/4	ELRING	235.831
JC0700110/4	J&RC-9331/4	GOETZE	30-029314-00
JC0700110/4	J&RC-9331/4	O.E.	06A103383AN
JC0700110/4	J&RC-9331/4	O.E.	06A103383L
JC0700110/4	J&RC-9331/4	O.E.	06G103383A
JC0700110/4	J&RC-9331/4	PAYEN	AB5370
JC0700110/4	J&RC-9331/4	VICTOR REINZ	61-34140-00
JC0700140/4	J&RC-9356/4	AJUSA	10102600
JC0700140/4	J&RC-9356/4	ELRING	124.471
JC0700140/4	J&RC-9356/4	ELRING	124.473

TABELA DE CONVERSÃO / CROSS REFERENCE

MAHLE

CÓDIGO MAHLE	CÓDIGO METAL LEVE	CONVERSÕES	
		FABRICANTE	CÓDIGO
JC0700140/4	J&RC-9356/4	ELRING	124.474
JC0700140/4	J&RC-9356/4	GOETZE	30-028925-00
JC0700140/4	J&RC-9356/4	O.E.	06B103383AE
JC0700140/4	J&RC-9356/4	O.E.	06B103383AG
JC0700140/4	J&RC-9356/4	O.E.	06B103383G
JC0700140/4	J&RC-9356/4	PAYEN	AC5220
JC0700140/4	J&RC-9356/4	PAYEN	AY980
JC0700140/4	J&RC-9356/4	VICTOR REINZ	61-31280-00
JC0700550/4 MLS	J&RC-2409/4 MLS	SABÓ	82333
JC0700630/4	J&RC-9298/4	AJUSA	10163200
JC0700630/4	J&RC-9298/4	ELRING	473.550
JC0700630/4	J&RC-9298/4	O.E.	032103383N
JC0701000/4	J&RC-9375/4	AJUSA	10074500
JC0701000/4	J&RC-9375/4	ELRING	403.740
JC0701000/4	J&RC-9375/4	GOETZE	30-027222-20
JC0701000/4	J&RC-9375/4	O.E.	078103383E
JC0701000/4	J&RC-9375/4	PAYEN	AY060
JC0701000/4	J&RC-9375/4	VICTOR REINZ	61-31705-00
JC0701030/6	J&RC-9378/6	AJUSA	10125700
JC0701030/6	J&RC-9378/6	ELRING	212.410
JC0701030/6	J&RC-9378/6	GOETZE	30-028653-00
JC0701030/6	J&RC-9378/6	O.E.	078103183K
JC0701030/6	J&RC-9378/6	O.E.	078103383K
JC0701030/6	J&RC-9378/6	PAYEN	BZ960
JC0701030/6	J&RC-9378/6	VICTOR REINZ	61-31350-00
JC0701040/6*	J&RC-9379/6*	AJUSA	10153200
JC0701040/6*	J&RC-9379/6*	ELRING	627.651
JC0701040/6*	J&RC-9379/6*	O.E.	06C103383H
JC0701040/6*	J&RC-9379/6*	VICTOR REINZ	61-36000-00
JC0701050/6*	J&RC-9380/6*	AJUSA	10153100
JC0701050/6*	J&RC-9380/6*	O.E.	06C103383E
JC0701140/6	J&RC-9389/6	AJUSA	10102800
JC0701140/6	J&RC-9389/6	ELRING	215.660
JC0701140/6	J&RC-9389/6	ELRING	632.565
JC0701140/6	J&RC-9389/6	GOETZE	30-028650-00
JC0701140/6	J&RC-9389/6	O.E.	078103383R
JC0701140/6	J&RC-9389/6	PAYEN	BZ950
JC0701140/6	J&RC-9389/6	VICTOR REINZ	61-31875-00
JC0701170/4*	J&RC-9594/4*	AJUSA	10121600
JC0701170/4*	J&RC-9594/4*	ELRING	298.760
JC0701170/4*	J&RC-9594/4*	GOETZE	30-029233-00
JC0701170/4*	J&RC-9594/4*	O.E.	037103383N
JC0701170/4*	J&RC-9594/4*	PAYEN	BY750
JC0701170/4*	J&RC-9594/4*	VICTOR REINZ	61-31080-00
JC0701220/4	J&RC-9608/4	AJUSA	10164000
JC0701220/4	J&RC-9608/4	O.E.	036103383AF
JC0710120/6	J&RC-9144/6	SPAAL	49012-BI
JC08020/4	J&RC-9323/4	ABR	55700101
JC08020/4	J&RC-9323/4	ELRING	920.142
JC08020/4	J&RC-9323/4	O.E.	11141-60A00
JC08030/4	J&RC-9324/4	ABR	55700201
JC08030/4	J&RC-9324/4	O.E.	11141-71C00
JC08040/4	J&RC-9325/4	ABR	55700302
JC08040/4	J&RC-9325/4	O.E.	1141-21111-000
JC0870600/4	J&RC-9552/4	AJUSA	10090000
JC0870600/4	J&RC-9552/4	ELRING	706.860
JC0870600/4	J&RC-9552/4	GOETZE	30-028008-00
JC0870600/4	J&RC-9552/4	O.E.	BP01-10-271
JC0870600/4	J&RC-9552/4	PAYEN	BT970
JC0870600/4	J&RC-9552/4	VICTOR REINZ	61-53125-00
JC11820/4	J&RC-1235/4	ABR	50100400
JC11820/4	J&RC-1235/4	ELRING	328.370
JC11820/4	J&RC-1235/4	O.E.	7N7386
JC11820/4	J&RC-1235/4	SABÓ	25001FD
JC11820/4	J&RC-1235/4	TARANTO	960548
JC11820/6	J&RC-1235/6	ABR	50100600
JC11820/6	J&RC-1235/6	ELRING	328.410
JC11820/6	J&RC-1235/6	O.E.	7N7263

Descrição do Produto / Radical MAHLE / Radical Metal Leve: Junta do Coletor de Escape / JA / JA ;
 Junta do Coletor de Admissão / JAA / JAA; Junta do Coletor de Admissão e Escape / JAAE / JAAE;
 Junta do Carter / JAC / JAC; Junta da Tampa de Válvulas / JAV / JAV; Junta da Válvula Termostática / JAVT / JAVT;
 Junta do Cabeçote / JC / J&RC; Jogo de Juntas Inferior do Motor / JI / J&RI; Jogo de Juntas do Motor / JM / J&RM;
 Jogo de Juntas Superior do Motor / JS / J&RS; Jogo de Parafusos do Cabeçote / PF / PF;
 * Itens sob Consulta



© MAHLE 2019/2020 | 363

CÓDIGO MAHLE	CÓDIGO METAL LEVE	CONVERSÕES	
		FABRICANTE	CÓDIGO
JC11820/6	J&RC-1235/6	SABÓ	25301FD
JC11820/6	J&RC-1235/6	TARANTO	960549
JC1210020/6	J&RC-9529/6	AJUSA	10108700
JC1210020/6	J&RC-9529/6	FEL-PRO	9076 PT
JC1210020/6	J&RC-9529/6	GOETZE	30-029593-00
JC1210020/6	J&RC-9529/6	PAYEN	AC5610
JC1210020/6	J&RC-9529/6	VICTOR REINZ	5713
JC1210020/6	J&RC-9529/6	VICTOR REINZ	61-35390-00
JC1210040/5* 1,51	J&RC-9532/5* 1,51	AJUSA	10158600
JC1210040/5* 1,51	J&RC-9532/5* 1,51	O.E.	5014983AA
JC1210040/5* 1,51	J&RC-9532/5* 1,51	O.E.	YS4E6051BA
JC1210040/5* 1,51	J&RC-9532/5* 1,51	PAYEN	BZ640
JC1210040/5* 1,61	J&RC-9532/5* 1,61	AJUSA	10158620
JC1210040/5* 1,61	J&RC-9532/5* 1,61	O.E.	05014984AA
JC1210040/5* 1,61	J&RC-9532/5* 1,61	PAYEN	BZ650
JC13000/1	J&RC-910/1	ABR	54307900
JC13000/1	J&RC-910/1	ELRING	192.068
JC13000/1	J&RC-910/1	O.E.	922508540024
JC13000/1	J&RC-910/1	SABÓ	71601FPSD
JC13000/1	J&RC-910/1	SPAAL	71601SC
JC13000/1	J&RC-910/1	TARANTO	320807
JC13250/1	J&RC-1076/1	ABR	54307800
JC13250/1	J&RC-1076/1	ELRING	563.309
JC13250/1	J&RC-1076/1	O.E.	622608540034
JC13250/1	J&RC-1076/1	SABÓ	82309
JC13250/1	J&RC-1076/1	SPAAL	71201SC
JC13250/1	J&RC-1076/1	TARANTO	320407
JC13500/6	J&RC-2157/6	ABR	54395800
JC13500/6	J&RC-2157/6	ELRING	600.880
JC13500/6	J&RC-2157/6	O.E.	960708548164
JC13500/6	J&RC-2157/6	SPAAL	71003SC
JC13500/6	J&RC-2157/6	TARANTO	330607
JC13510/4	J&RC-2301/4	ABR	54395700
JC13510/4	J&RC-2301/4	ELRING	600.740
JC13510/4	J&RC-2301/4	O.E.	940708540074/940708548074
JC13510/4	J&RC-2301/4	SABÓ	82310
JC13510/4	J&RC-2301/4	SPAAL	71002SC
JC13510/4	J&RC-2301/4	TARANTO	330507
JC13600/1	J&RC-2180/1	ABR	54319003
JC13600/1	J&RC-2180/1	ELRING	306.519
JC13600/1	J&RC-2180/1	O.E.	922908541044
JC13600/1	J&RC-2180/1	SABÓ	82239
JC13600/1	J&RC-2180/1	SPAAL	71101SC
JC13600/1	J&RC-2180/1	TARANTO	310407
JC13860/2 C/VEDADORES	J&RC-9206/2 C/VEDADORES	ABR	543119202
JC13860/2 C/VEDADORES	J&RC-9206/2 C/VEDADORES	O.E.	961280130136
JC13860/2 C/VEDADORES	J&RC-9206/2 C/VEDADORES	SABÓ	82412
JC13860/2 S/VEDADORES	J&RC-9206/2 S/VEDADORES	ABR	543119002
JC13860/2 S/VEDADORES	J&RC-9206/2 S/VEDADORES	ELRING	585.240
JC13860/2 S/VEDADORES	J&RC-9206/2 S/VEDADORES	O.E.	961208540034
JC13860/2 S/VEDADORES	J&RC-9206/2 S/VEDADORES	SPAAL	71103ML
JC13900/1	J&RC-1945/1	ABR	54364904
JC13900/1	J&RC-1945/1	ELRING	504.610
JC13900/1	J&RC-1945/1	O.E.	961008540144
JC13900/1	J&RC-1945/1	SABÓ	82241
JC13900/1	J&RC-1945/1	SPAAL	71102SC
JC13900/1	J&RC-1945/1	TARANTO	330407
JC1400100/4*	J&RC-9407/4*	AJUSA	10127200
JC1400100/4*	J&RC-9407/4*	ELRING	361.471
JC1400100/4*	J&RC-9407/4*	ELRING	361.473
JC1400100/4*	J&RC-9407/4*	GOETZE	30-029100-00
JC1400100/4*	J&RC-9407/4*	O.E.	11121435584
JC1400100/4*	J&RC-9407/4*	O.E.	11127501304
JC1400100/4*	J&RC-9407/4*	PAYEN	AC5900
JC1400100/4*	J&RC-9407/4*	VICTOR REINZ	61-33070-00
JC1400120/6*	J&RC-9394/6*	AJUSA	10050800
JC1400120/6*	J&RC-9394/6*	ELRING	349.925
JC1400120/6*	J&RC-9394/6*	ELRING	749.370

TABELA DE CONVERSÃO / CROSS REFERENCE

MAHLE

CÓDIGO MAHLE	CÓDIGO METAL LEVE	CONVERSÕES	
		FABRICANTE	CÓDIGO
JC1400120/6*	J&RC-9394/6*	GOETZE	30-024647-20
JC1400120/6*	J&RC-9394/6*	O.E.	11121278306
JC1400120/6*	J&RC-9394/6*	O.E.	11121287686
JC1400120/6*	J&RC-9394/6*	O.E.	11121716223
JC1400120/6*	J&RC-9394/6*	O.E.	11121730223
JC1400120/6*	J&RC-9394/6*	O.E.	11121730226
JC1400120/6*	J&RC-9394/6*	PAYEN	BL690
JC1400120/6*	J&RC-9394/6*	VICTOR REINZ	4863
JC1400120/6*	J&RC-9394/6*	VICTOR REINZ	61-27340-10
JC1400130/6* 1,64	J&RC-9395/6* 1,64	AJUSA	10098400
JC1400130/6* 1,64	J&RC-9395/6* 1,64	ELRING	914.452
JC1400130/6* 1,64	J&RC-9395/6* 1,64	GOETZE	30-026222-10
JC1400130/6* 1,64	J&RC-9395/6* 1,64	GOETZE	30-026857-00
JC1400130/6* 1,64	J&RC-9395/6* 1,64	O.E.	11121729897
JC1400130/6* 1,64	J&RC-9395/6* 1,64	O.E.	11121729987
JC1400130/6* 1,64	J&RC-9395/6* 1,64	O.E.	11121731652
JC1400130/6* 1,64	J&RC-9395/6* 1,64	PAYEN	BX340
JC1400130/6* 1,64	J&RC-9395/6* 1,64	VICTOR REINZ	61-27550-20
JC1400130/6* 1,64	J&RC-9395/6* 1,64	VICTOR REINZ	61-29320-00
JC1400135/6* 1,64	J&RC-9629/6* 1,64	AJUSA	10098500
JC1400135/6* 1,64	J&RC-9629/6* 1,64	ELRING	914.436
JC1400135/6* 1,64	J&RC-9629/6* 1,64	GOETZE	30-026220-10
JC1400135/6* 1,64	J&RC-9629/6* 1,64	GOETZE	30-026856-00
JC1400135/6* 1,64	J&RC-9629/6* 1,64	O.E.	11121729893
JC1400135/6* 1,64	J&RC-9629/6* 1,64	O.E.	11121731575
JC1400135/6* 1,64	J&RC-9629/6* 1,64	PAYEN	BW210
JC1400135/6* 1,64	J&RC-9629/6* 1,64	PAYEN	BX330
JC1400135/6* 1,64	J&RC-9629/6* 1,64	VICTOR REINZ	61-27545-20
JC1400135/6* 1,64	J&RC-9629/6* 1,64	VICTOR REINZ	61-29315-00
JC1400140/6*	J&RC-9396/6*	AJUSA	10079500
JC1400140/6*	J&RC-9396/6*	ELRING	893.811
JC1400140/6*	J&RC-9396/6*	ELRING	893.812
JC1400140/6*	J&RC-9396/6*	ELRING	914.495
JC1400140/6*	J&RC-9396/6*	GOETZE	30-026706-20
JC1400140/6*	J&RC-9396/6*	O.E.	1726617
JC1400140/6*	J&RC-9396/6*	O.E.	11121722523
JC1400140/6*	J&RC-9396/6*	O.E.	11121726617
JC1400140/6*	J&RC-9396/6*	O.E.	11121726618
JC1400140/6*	J&RC-9396/6*	PAYEN	BT690
JC1400140/6*	J&RC-9396/6*	VICTOR REINZ	61-27820-00
JC1400140/6*	J&RC-9396/6*	VICTOR REINZ	61-27820-10
JC1400140/6*	J&RC-9396/6*	VICTOR REINZ	61-31070-00
JC1400140/6*	J&RC-9396/6*	VICTOR REINZ	61-31940-00
JC1400140/6* 0,30	J&RC-9396/6* 0,30	AJUSA	10079510
JC1400140/6* 0,30	J&RC-9396/6* 0,30	O.E.	1726620
JC1400140/6* 0,30	J&RC-9396/6* 0,30	O.E.	11121726620
JC1400140/6* 0,30	J&RC-9396/6* 0,30	VICTOR REINZ	61-31940-10
JC1400150/4*	J&RC-9397/4*	AJUSA	10103900
JC1400150/4*	J&RC-9397/4*	ELRING	767.859
JC1400150/4*	J&RC-9397/4*	GOETZE	30-070774-30
JC1400150/4*	J&RC-9397/4*	O.E.	11121721546
JC1400150/4*	J&RC-9397/4*	O.E.	111217215431
JC1400150/4*	J&RC-9397/4*	O.E.	111217215431K
JC1400150/4*	J&RC-9397/4*	PAYEN	BY560
JC1400160/4*	J&RC-9398/4*	AJUSA	10098200
JC1400160/4*	J&RC-9398/4*	ELRING	914.525
JC1400160/4*	J&RC-9398/4*	GOETZE	30-027240-00
JC1400160/4*	J&RC-9398/4*	O.E.	11121736317
JC1400160/4*	J&RC-9398/4*	O.E.	11121736348
JC1400160/4*	J&RC-9398/4*	PAYEN	BX270
JC1400160/4*	J&RC-9398/4*	VICTOR REINZ	61-31885-00
JC1400160/4*	J&RC-9398/4*	VICTOR REINZ	61-31900-00
JC1400165/4	J&RC-9630/4	AJUSA	10098300
JC1400165/4	J&RC-9630/4	ELRING	914.533
JC1400165/4	J&RC-9630/4	GOETZE	30-027241-00
JC1400165/4	J&RC-9630/4	GOETZE	30-027367-00
JC1400165/4	J&RC-9630/4	O.E.	11121736318
JC1400165/4	J&RC-9630/4	PAYEN	BX280

Descrição do Produto / Radical MAHLE / Radical Metal Leve: Junta do Coletor de Escape / JA / JA ;
 Junta do Coletor de Admissão / JAA / JAA; Junta do Coletor de Admissão e Escape / JAAE / JAAE;
 Junta do Carter / JAC / JAC; Junta da Tampa de Válvulas / JAV / JAV; Junta da Válvula Termostática / JAVT / JAVT;
 Junta do Cabeçote / JC / J&RC; Jogo de Juntas Inferior do Motor / JI / J&RI; Jogo de Juntas do Motor / JM / J&RM;
 Jogo de Juntas Superior do Motor / JS / J&RS; Jogo de Parafusos do Cabeçote / PF / PF;
 * Itens sob Consulta



© MAHLE 2019/2020 | 365

CÓDIGO MAHLE	CÓDIGO METAL LEVE	CONVERSÕES	
		FABRICANTE	CÓDIGO
JC1400165/4	J&RC-9630/4	VICTOR REINZ	61-31890-00
JC1400165/4	J&RC-9630/4	VICTOR REINZ	61-61890-00
JC1400170/4*	J&RC-9399/4*	AJUSA	10104700
JC1400170/4*	J&RC-9399/4*	ELRING	889.194
JC1400170/4*	J&RC-9399/4*	O.E.	11121405323
JC1400170/4*	J&RC-9399/4*	O.E.	11121405748
JC1400170/4*	J&RC-9399/4*	VICTOR REINZ	61-31380-00
JC1400170/4*	J&RC-9399/4*	VICTOR REINZ	61-33630-00
JC1400190/4*	J&RC-9401/4*	AJUSA	10104000
JC1400190/4*	J&RC-9401/4*	O.E.	11121727842
JC1400190/4*	J&RC-9401/4*	PAYEN	BR830
JC1400200/4 1,63	J&RC-9402/4 1,63	AJUSA	10104100
JC1400200/4 1,63	J&RC-9402/4 1,63	GOETZE	30-027169-10
JC1400200/4 1,63	J&RC-9402/4 1,63	GOETZE	30-027170-10
JC1400200/4 1,63	J&RC-9402/4 1,63	O.E.	11121404497
JC1400220/4*	J&RC-9404/4*	AJUSA	10112800
JC1400220/4*	J&RC-9404/4*	GOETZE	30-027702-10
JC1400220/4*	J&RC-9404/4*	GOETZE	30-07106720
JC1400220/4*	J&RC-9404/4*	O.E.	11121433949
JC1400220/4*	J&RC-9404/4*	O.E.	11121433950
JC1400220/4*	J&RC-9404/4*	O.E.	11121739849
JC1400220/4*	J&RC-9404/4*	O.E.	111214339491
JC1400220/4*	J&RC-9404/4*	PAYEN	BZ130
JC1400220/4*	J&RC-9404/4*	VICTOR REINZ	61-31240-00
JC1400230/4*	J&RC-9405/4*	AJUSA	10104600
JC1400230/4*	J&RC-9405/4*	ELRING	268.040
JC1400230/4*	J&RC-9405/4*	GOETZE	30-027787-10
JC1400230/4*	J&RC-9405/4*	PAYEN	AC5370
JC1400231/4	J&RC-9406/4	AJUSA	10104500
JC1400231/4	J&RC-9406/4	ELRING	268.170
JC1400231/4	J&RC-9406/4	GOETZE	30-027785-10
JC1400231/4	J&RC-9406/4	PAYEN	AC5380
JC1400240/6*	J&RC-9408/6*	AJUSA	10127100
JC1400240/6*	J&RC-9408/6*	ELRING	154.980
JC1400240/6*	J&RC-9408/6*	GOETZE	30-029078-00
JC1400240/6*	J&RC-9408/6*	O.E.	11121435586
JC1400240/6*	J&RC-9408/6*	O.E.	11127506983
JC1400250/6*	J&RC-9409/6*	AJUSA	10137400
JC1400250/6*	J&RC-9409/6*	ELRING	746.901
JC1400250/6*	J&RC-9409/6*	ELRING	746.902
JC1400250/6*	J&RC-9409/6*	GOETZE	30-029315-00
JC1400250/6*	J&RC-9409/6*	O.E.	11127509710
JC1400250/6*	J&RC-9409/6*	PAYEN	AC5440
JC14080/4	J&RC-1260/4	ABR	54027101
JC14080/4	J&RC-1260/4	ELRING	544.990
JC14080/4	J&RC-1260/4	O.E.	90122958
JC14080/4	J&RC-1260/4	SABÓ	10901FPSG2
JC14080/4	J&RC-1260/4	SPAAL	10801SC
JC14080/4	J&RC-1260/4	TARANTO	240305
JC14090/4	J&RC-1424/4	ABR	54011601
JC14090/4	J&RC-1424/4	O.E.	94601825
JC14090/4	J&RC-1424/4	SABÓ	10801FPSG
JC14090/4	J&RC-1424/4	SPAAL	10901SC
JC14090/4	J&RC-1424/4	TARANTO	200805
JC14165/4	J&RC-9186/4	ABR	54032301
JC14165/4	J&RC-9186/4	ELRING	585.880
JC14165/4	J&RC-9186/4	O.E.	90409100
JC14165/4	J&RC-9186/4	SABÓ	82232
JC14165/4	J&RC-9186/4	SPAAL	10902SC
JC14165/4	J&RC-9186/4	TARANTO	240905
JC14185/4	J&RC-9020/4	ABR	54033801
JC14185/4	J&RC-9020/4	ELRING	584.814
JC14185/4	J&RC-9020/4	O.E.	90410093
JC14185/4	J&RC-9020/4	SABÓ	82234
JC14185/4	J&RC-9020/4	SPAAL	10903SC
JC14185/4	J&RC-9020/4	TARANTO	240405
JC14195/4	J&RC-9124/4	ABR	54062201
JC14195/4	J&RC-9124/4	TARANTO	242207

TABELA DE CONVERSÃO / CROSS REFERENCE

MAHLE

CÓDIGO MAHLE	CÓDIGO METAL LEVE	CONVERSÕES	
		FABRICANTE	CÓDIGO
JC14240/4	J&RC-1615/4	ABR	54025201
JC14240/4	J&RC-1615/4	ELRING	541.450
JC14240/4	J&RC-1615/4	O.E.	94658175
JC14240/4	J&RC-1615/4	SABÓ	10301FPSG2
JC14240/4	J&RC-1615/4	SPAAL	10802SC
JC14240/4	J&RC-1615/4	TARANTO	240005
JC14270/4	J&RC-1600/4	ABR	54027201
JC14270/4	J&RC-1600/4	ELRING	560.250
JC14270/4	J&RC-1600/4	O.E.	94658176
JC14270/4	J&RC-1600/4	SABÓ	16101FPSG
JC14270/4	J&RC-1600/4	SPAAL	10803SC
JC14270/4	J&RC-1600/4	TARANTO	240205
JC14320/4	J&RC-2070/4	ABR	54035201
JC14320/4	J&RC-2070/4	ELRING	560.260
JC14320/4	J&RC-2070/4	O.E.	93363560
JC14320/4	J&RC-2070/4	SABÓ	82231
JC14320/4	J&RC-2070/4	SPAAL	10804SC
JC14320/4	J&RC-2070/4	TARANTO	280707
JC14420/4	J&RC-1109/4	ABR	54015901
JC14420/4	J&RC-1109/4	ELRING	542.421
JC14420/4	J&RC-1109/4	O.E.	9298684
JC14420/4	J&RC-1109/4	SABÓ	10602FPSG
JC14420/4	J&RC-1109/4	SPAAL	10602SC
JC14420/4	J&RC-1109/4	TARANTO	240105
JC14490/4	J&RC-870/4	ABR	54010001
JC14490/4	J&RC-870/4	O.E.	7321811
JC14520/6	J&RC-1107/6	ABR	54010101
JC14520/6	J&RC-1107/6	ELRING	542.960
JC14520/6	J&RC-1107/6	O.E.	7321827
JC14520/6	J&RC-1107/6	SABÓ	10701FPSG
JC14520/6	J&RC-1107/6	SPAAL	10701SC
JC14520/6	J&RC-1107/6	TARANTO	200305
JC14550/6	J&RC-572/6	ABR	54009901
JC14550/6	J&RC-572/6	ELRING	541.100
JC14550/6	J&RC-572/6	O.E.	7334305
JC14550/6	J&RC-572/6	SABÓ	10017FSG
JC14550/6	J&RC-572/6	SPAAL	10017SC
JC14550/6	J&RC-572/6	TARANTO	200605
JC14780/4	J&RC-9215/4	ABR	54032701
JC14780/4	J&RC-9215/4	ELRING	584.814
JC14780/4	J&RC-9215/4	O.E.	90409877
JC14780/4	J&RC-9215/4	SABÓ	82233
JC14780/4	J&RC-9215/4	SPAAL	10904SC
JC14780/4	J&RC-9215/4	TARANTO	240407
JC18100/4	J&RC-9226/4	ABR	51803002
JC18100/4	J&RC-9226/4	ELRING	71.292
JC18100/4	J&RC-9226/4	O.E.	7700112739
JC18100/4	J&RC-9226/4	SABÓ	82320
JC18100/4	J&RC-9226/4	SPAAL	14103ML
JC18100/4	J&RC-9226/4	TARANTO	570908
JC18210/4	J&RC-9326/4	ABR	51800602
JC18210/4	J&RC-9326/4	ELRING	12.360
JC18210/4	J&RC-9326/4	O.E.	7700113234
JC18210/4	J&RC-9326/4	SPAAL	12701SC
JC18210/4	J&RC-9326/4	TARANTO	570507
JC18220/4	J&RC-9330/4	ABR	51801801
JC18220/4	J&RC-9330/4	ELRING	984.703
JC18220/4	J&RC-9330/4	O.E.	7700638592
JC18220/4	J&RC-9330/4	TARANTO	550605
JC18350/4	J&RC-9329/4	ABR	51803102
JC18350/4	J&RC-9329/4	ELRING	73.942
JC18350/4	J&RC-9329/4	O.E.	7700108254
JC18350/4	J&RC-9329/4	TARANTO	580008
JC18400/4	J&RC-9327/4	ABR	51803601
JC18400/4	J&RC-9327/4	ELRING	219.611
JC18400/4	J&RC-9327/4	O.E.	7700866683
JC18400/4	J&RC-9327/4	SPAAL	14201SC
JC18400/4	J&RC-9327/4	TARANTO	570207

Descrição do Produto / Radical MAHLE / Radical Metal Leve: Junta do Coletor de Escape / JA / JA ;
 Junta do Coletor de Admissão / JAA / JAA; Junta do Coletor de Admissão e Escape / JAAE / JAAE;
 Junta do Carter / JAC / JAC; Junta da Tampa de Válvulas / JAV / JAV; Junta da Válvula Termostática / JAVT / JAVT;
 Junta do Cabeçote / JC / J&RC; Jogo de Juntas Inferior do Motor / JI / J&RI; Jogo de Juntas do Motor / JM / J&RM;
 Jogo de Juntas Superior do Motor / JS / J&RS; Jogo de Parafusos do Cabeçote / PF / PF;
 * Itens sob Consulta



© MAHLE 2019/2020 | 367

CÓDIGO MAHLE	CÓDIGO METAL LEVE	CONVERSÕES	
		FABRICANTE	CÓDIGO
JC18530/4	J&RC-9328/4	ABR	51803701
JC18530/4	J&RC-9328/4	O.E.	7700859273
JC18530/4	J&RC-9328/4	SPAAL	14202SC
JC18530/4	J&RC-9328/4	TARANTO	560407
JC18695/4	J&RC-9127/4	ABR	51803202
JC18695/4	J&RC-9127/4	ELRING	177.230
JC18695/4	J&RC-9127/4	O.E.	8200062273
JC18695/4	J&RC-9127/4	SABÓ	82291FLEX
JC18695/4	J&RC-9127/4	SPAAL	12601ML
JC18695/4	J&RC-9127/4	TARANTO	581008
JC18860/4	J&RC-9161/4	ABR	51803801
JC18860/4	J&RC-9161/4	O.E.	7701035217
JC18860/4	J&RC-9161/4	SABÓ	82246
JC18860/4	J&RC-9161/4	SPAAL	14303SC
JC18860/4	J&RC-9161/4	TARANTO	560007-3M
JC195010/4	J&RC-9115/4	ABR	52700501
JC195010/4	J&RC-9115/4	ELRING	920.460
JC195010/4	J&RC-9115/4	O.E.	MD160942
JC195010/4	J&RC-9115/4	SABÓ	82299
JC195010/4	J&RC-9115/4	SPAAL	91401SC
JC195010/4 1,45	J&RC-9115/4 1,45	AJUSA	10070320
JC195010/4 1,45	J&RC-9115/4 1,45	O.E.	MD302893
JC195010/4 1,50	J&RC-9115/4 1,50	AJUSA	10070310
JC195010/4 1,50	J&RC-9115/4 1,50	O.E.	MD302891
JC195010/4 1,50	J&RC-9115/4 1,50	O.E.	MD302892
JC195010/4 1,55	J&RC-9115/4 1,55	AJUSA	10070300
JC195010/4 1,55	J&RC-9115/4 1,55	O.E.	MD137976
JC195010/4 1,60	J&RC-9115/4 1,60	AJUSA	10070330
JC1950400/4*	J&RC-9458/4*	AJUSA	10091300
JC1950400/4*	J&RC-9458/4*	ELRING	268.290
JC1950400/4*	J&RC-9458/4*	FEL-PRO	9842 PT
JC1950400/4*	J&RC-9458/4*	GOETZE	30-028202-00
JC1950400/4*	J&RC-9458/4*	O.E.	MD145826
JC1950400/4*	J&RC-9458/4*	O.E.	MD166720
JC1950400/4*	J&RC-9458/4*	O.E.	MD199239
JC1950400/4*	J&RC-9458/4*	PAYEN	BV010
JC1950400/4*	J&RC-9458/4*	VICTOR REINZ	61-53310-00
JC1950410/4*	J&RC-9590/4*	AJUSA	10091400
JC1950410/4*	J&RC-9590/4*	O.E.	MD197286
JC1950420/4*	J&RC-9591/4*	AJUSA	10116400
JC1950420/4*	J&RC-9591/4*	ELRING	124.380
JC1950420/4*	J&RC-9591/4*	O.E.	MD333227
JC1950420/4*	J&RC-9591/4*	VICTOR REINZ	61-53250-00
JC1950440/3*	J&RC-9595/3*	AJUSA	10129100
JC1950440/3*	J&RC-9595/3*	O.E.	MD342390
JC1950440/3*	J&RC-9595/3*	PAYEN	AG5150
JC1950450/4*	J&RC-9596/4*	AJUSA	10159100
JC1950450/4*	J&RC-9596/4*	ELRING	343.460
JC1950450/4*	J&RC-9596/4*	O.E.	MD365937
JC1950450/4*	J&RC-9596/4*	O.E.	MD367277
JC1950450/4*	J&RC-9596/4*	PAYEN	AG7700
JC1950460/4*	J&RC-9598/4*	AJUSA	10144800
JC1950460/4*	J&RC-9598/4*	ELRING	153.230
JC1950460/4*	J&RC-9598/4*	O.E.	MD332034
JC1950460/4*	J&RC-9598/4*	PAYEN	AG5140
JC1950470/4 0,66-0,72	J&RC-9600/4 0,66-0,72	AJUSA	10144900
JC1950470/4 0,66-0,72	J&RC-9600/4 0,66-0,72	ELRING	353.940
JC1950470/4 0,66-0,72	J&RC-9600/4 0,66-0,72	O.E.	ME204037
JC1950470/4 0,66-0,72	J&RC-9600/4 0,66-0,72	O.E.	ME204037A
JC1950470/4 0,66-0,72	J&RC-9600/4 0,66-0,72	PAYEN	AG7740
JC1950470/4 0,73-0,77	J&RC-9600/4 0,73-0,77	AJUSA	10144910
JC1950470/4 0,73-0,77	J&RC-9600/4 0,73-0,77	ELRING	353.950
JC1950470/4 0,73-0,77	J&RC-9600/4 0,73-0,77	O.E.	ME204038
JC1950470/4 0,73-0,77	J&RC-9600/4 0,73-0,77	O.E.	ME204038B
JC1950470/4 0,73-0,77	J&RC-9600/4 0,73-0,77	PAYEN	AG7750
JC1950470/4 0,78-0,82	J&RC-9600/4 0,78-0,82	AJUSA	10144920
JC1950470/4 0,78-0,82	J&RC-9600/4 0,78-0,82	ELRING	353.960
JC1950470/4 0,78-0,82	J&RC-9600/4 0,78-0,82	O.E.	ME204039

TABELA DE CONVERSÃO / CROSS REFERENCE

MAHLE

CÓDIGO MAHLE	CÓDIGO METAL LEVE	CONVERSÕES	
		FABRICANTE	CÓDIGO
JC1950470/4 0,78-0,82	J&RC-9600/4 0,78-0,82	O.E.	ME204039C
JC1950470/4 0,78-0,82	J&RC-9600/4 0,78-0,82	PAYEN	AF5490
JC1950470/4 0,83-0,88	J&RC-9600/4 0,83-0,88	AJUSA	10144930
JC1950470/4 0,83-0,88	J&RC-9600/4 0,83-0,88	ELRING	353.970
JC1950470/4 0,83-0,88	J&RC-9600/4 0,83-0,88	O.E.	ME204040
JC1950470/4 0,83-0,88	J&RC-9600/4 0,83-0,88	O.E.	ME204040D
JC1950470/4 0,83-0,88	J&RC-9600/4 0,83-0,88	PAYEN	AG7760
JC195200/4	J&RC-9237/4	ABR	52701302
JC195200/4	J&RC-9237/4	ELRING	431.080
JC195200/4	J&RC-9237/4	O.E.	MD377774
JC195200/4	J&RC-9237/4	SPAAL	91401ML
JC195340/4	J&RC-9283/4	ABR	52700601
JC195340/4	J&RC-9283/4	ELRING	181.870
JC195340/4	J&RC-9283/4	O.E.	ME200754
JC1980020/4*	J&RC-9427/4*	AJUSA	10103500
JC1980020/4*	J&RC-9427/4*	ELRING	180.770
JC1980020/4*	J&RC-9427/4*	GOETZE	30-028420-00
JC1980020/4*	J&RC-9427/4*	O.E.	60596115
JC1980020/4*	J&RC-9427/4*	O.E.	60608895
JC1980020/4*	J&RC-9427/4*	PAYEN	BW710
JC1980020/4*	J&RC-9427/4*	VICTOR REINZ	61-35740-00
JC1980200/4*	J&RC-9625/4*	AJUSA	10076100
JC1980200/4*	J&RC-9625/4*	GOETZE	30-025873-20
JC1980200/4*	J&RC-9625/4*	O.E.	60543571
JC1980200/4*	J&RC-9625/4*	O.E.	60548751
JC1980200/4*	J&RC-9625/4*	O.E.	60569900
JC1980200/4*	J&RC-9625/4*	O.E.	0060743916
JC1980200/4*	J&RC-9625/4*	PAYEN	BW260
JC1980200/4*	J&RC-9625/4*	VICTOR REINZ	61-27475-00
JC1980200/4*	J&RC-9625/4*	VICTOR REINZ	61-27475-10
JC1980201/4*	J&RC-9626/4*	AJUSA	10076200
JC1980201/4*	J&RC-9626/4*	GOETZE	30-025872-20
JC1980201/4*	J&RC-9626/4*	O.E.	60569896
JC1980201/4*	J&RC-9626/4*	O.E.	0060743919
JC1980201/4*	J&RC-9626/4*	PAYEN	BW270
JC1980201/4*	J&RC-9626/4*	VICTOR REINZ	61-27470-00
JC1980201/4*	J&RC-9626/4*	VICTOR REINZ	61-27470-10
JC1980220/6*	J&RC-9430/6*	AJUSA	10099300
JC1980220/6*	J&RC-9430/6*	GOETZE	30-027519-00
JC1980220/6*	J&RC-9430/6*	O.E.	60570352
JC1980220/6*	J&RC-9430/6*	O.E.	60743916
JC1980220/6*	J&RC-9430/6*	O.E.	60807932
JC1980220/6*	J&RC-9430/6*	O.E.	605699002
JC1980220/6*	J&RC-9430/6*	PAYEN	BW260
JC1980220/6*	J&RC-9430/6*	VICTOR REINZ	61-28810-00
JC1980221/6*	J&RC-9431/6*	AJUSA	10099400
JC1980221/6*	J&RC-9431/6*	GOETZE	30-027518-00
JC1980221/6*	J&RC-9431/6*	GOETZE	30-027518-10
JC1980221/6*	J&RC-9431/6*	O.E.	60570351
JC1980221/6*	J&RC-9431/6*	O.E.	60743919
JC1980221/6*	J&RC-9431/6*	PAYEN	BT390
JC1980221/6*	J&RC-9431/6*	PAYEN	BW270
JC1980221/6*	J&RC-9431/6*	VICTOR REINZ	61-28805-00
JC1980270/4*	J&RC-9426/4*	AJUSA	10098900
JC1980270/4*	J&RC-9426/4*	ELRING	710.440
JC1980270/4*	J&RC-9426/4*	GOETZE	30-028382-00
JC1980270/4*	J&RC-9426/4*	O.E.	60608894
JC1980270/4*	J&RC-9426/4*	PAYEN	BW720
JC1980270/4*	J&RC-9426/4*	SPESSO	21128/7719
JC1980270/4*	J&RC-9426/4*	VICTOR REINZ	61-35600-00
JC2020100/4*	J&RC-9443/4*	AJUSA	10078300
JC2020100/4*	J&RC-9443/4*	ELRING	069.330
JC2020100/4*	J&RC-9443/4*	O.E.	11115-87106
JC2020100/4*	J&RC-9443/4*	PAYEN	BR880
JC2020100/4*	J&RC-9443/4*	VICTOR REINZ	61-52875-00
JC2020400/3*	J&RC-9448/3*	AJUSA	10024900
JC2020400/3*	J&RC-9448/3*	ELRING	529.680
JC2020400/3*	J&RC-9448/3*	O.E.	11115-87702

Descrição do Produto / Radical MAHLE / Radical Metal Leve: Junta do Coletor de Escape / JA / JA ;
 Junta do Coletor de Admissão / JAA / JAA; Junta do Coletor de Admissão e Escape / JAAE / JAAE;
 Junta do Carter / JAC / JAC; Junta da Tampa de Válvulas / JAV / JAV; Junta da Válvula Termostática / JAVT / JAVT;
 Junta do Cabeçote / JC / J&RC; Jogo de Juntas Inferior do Motor / JI / J&RI; Jogo de Juntas do Motor / JM / J&RM;
 Jogo de Juntas Superior do Motor / JS / J&RS; Jogo de Parafusos do Cabeçote / PF / PF;
 * Itens sob Consulta



© MAHLE 2019/2020 | 369

CÓDIGO MAHLE	CÓDIGO METAL LEVE	CONVERSÕES	
		FABRICANTE	CÓDIGO
JC2020400/3*	J&RC-9448/3*	O.E.	11115-87705
JC2020400/3*	J&RC-9448/3*	O.E.	11115-87710
JC2020400/3*	J&RC-9448/3*	O.E.	11115-87714
JC2020400/3*	J&RC-9448/3*	O.E.	11115-87729
JC2020400/3*	J&RC-9448/3*	PAYEN	BE860
JC2020400/3*	J&RC-9448/3*	PAYEN	BN210
JC2020400/3*	J&RC-9448/3*	PAYEN	BS430
JC2020400/3*	J&RC-9448/3*	SPESSO	21000/5815
JC2020400/3*	J&RC-9448/3*	SPESSO	21029/76145
JC2020400/3*	J&RC-9448/3*	VICTOR REINZ	61-52565-00
JC2020400/3*	J&RC-9448/3*	VICTOR REINZ	61-52650-00
JC2080010/4*	J&RC-9503/4*	AJUSA	10101400
JC2080010/4*	J&RC-9503/4*	O.E.	22311-23000
JC2080010/4*	J&RC-9503/4*	PAYEN	AG5070
JC2080030/4	J&RC-9505/4	AJUSA	10119900
JC2080030/4	J&RC-9505/4	ELRING	527.870
JC2080030/4	J&RC-9505/4	O.E.	22311-02700
JC2080030/4	J&RC-9505/4	PAYEN	AG8050
JC2110100/4*	J&RC-9364/4*	AJUSA	10143200
JC2110100/4*	J&RC-9364/4*	O.E.	0K75A10271
JC2110120/4*	J&RC-9539/4*	AJUSA	10151100
JC2110120/4*	J&RC-9539/4*	ELRING	018.760
JC2110120/4*	J&RC-9539/4*	O.E.	0K2A3-10-271
JC2110120/4*	J&RC-9539/4*	PAYEN	AG7840
JC2110150/4*	J&RC-9544/4*	AJUSA	10101600
JC2110150/4*	J&RC-9544/4*	ELRING	540.430
JC2110150/4*	J&RC-9544/4*	GOETZE	30-029276-00
JC2110150/4*	J&RC-9544/4*	O.E.	0K9BV10271A
JC2110150/4*	J&RC-9544/4*	O.E.	GUG702607
JC2110150/4*	J&RC-9544/4*	O.E.	GUG702607HG
JC2110150/4*	J&RC-9544/4*	O.E.	LVB101380
JC2110150/4*	J&RC-9544/4*	PAYEN	AB5080
JC21150/2	J&RC-1082/2	ABR	58317901
JC21150/2	J&RC-1082/2	O.E.	3047402
JC21260/6	J&RC-9168/6	ABR	58308101
JC21260/6	J&RC-9168/6	ELRING	601.883
JC21260/6	J&RC-9168/6	O.E.	3914957/3935585
JC21260/6	J&RC-9168/6	SABÓ	82283
JC21260/6	J&RC-9168/6	SPAAL	60601SC
JC21260/6	J&RC-9168/6	TARANTO	870207
JC21380/4	J&RC-2304/4	ABR	58312601
JC21380/4	J&RC-2304/4	ELRING	590.030
JC21380/4	J&RC-2304/4	O.E.	3283569
JC21380/4	J&RC-2304/4	SABÓ	82284
JC21380/4	J&RC-2304/4	SPAAL	60404SC
JC21380/4	J&RC-2304/4	TARANTO	870007
JC21380/6	J&RC-2304/6	ABR	58310501
JC21380/6	J&RC-2304/6	ELRING	590.010
JC21380/6	J&RC-2304/6	O.E.	3283570
JC21380/6	J&RC-2304/6	SABÓ	82285
JC21380/6	J&RC-2304/6	SPAAL	60406SC
JC21380/6	J&RC-2304/6	TARANTO	870107
JC2180210/4*	J&RC-9548/4*	AJUSA	10096400
JC2180210/4*	J&RC-9548/4*	ELRING	916.058
JC2180210/4*	J&RC-9548/4*	ELRING	916.059
JC2180210/4*	J&RC-9548/4*	GOETZE	30-029712-00
JC2180210/4*	J&RC-9548/4*	O.E.	ERR5437
JC2180210/4*	J&RC-9548/4*	O.E.	ERR7217
JC2180210/4*	J&RC-9548/4*	PAYEN	AY200
JC2180210/4*	J&RC-9548/4*	VICTOR REINZ	61-35380-00
JC2250000/4*	J&RC-9551/4*	AJUSA	10080700
JC2250000/4*	J&RC-9551/4*	ELRING	185.610
JC2250000/4*	J&RC-9551/4*	FEL-PRO	9854 PT
JC2250000/4*	J&RC-9551/4*	GOETZE	20-028866-00
JC2250000/4*	J&RC-9551/4*	O.E.	11044-AA110
JC2250000/4*	J&RC-9551/4*	O.E.	11044-AA111
JC2250000/4*	J&RC-9551/4*	O.E.	11044-AA112
JC2250000/4*	J&RC-9551/4*	O.E.	11044-AA113

CÓDIGO MAHLE	CÓDIGO METAL LEVE	CONVERSÕES	
		FABRICANTE	CÓDIGO
JC2250000/4*	J&RC-9551/4*	O.E.	11044-AA114
JC2250000/4*	J&RC-9551/4*	PAYEN	BV450
JC2250000/4*	J&RC-9551/4*	VICTOR REINZ	5905
JC2250000/4*	J&RC-9551/4*	VICTOR REINZ	61-53000-00
JC2250100/4*	J&RC-9554/4*	AJUSA	10113100
JC2250100/4*	J&RC-9554/4*	ELRING	185.120
JC2250100/4*	J&RC-9554/4*	PAYEN	AG5290
JC2250200/4	J&RC-9555/4	AJUSA	10113000
JC2250200/4	J&RC-9555/4	O.E.	11044AA355
JC2250200/4	J&RC-9555/4	PAYEN	AG5210
JC2250200/4	J&RC-9555/4	VICTOR REINZ	61-52995-00
JC2250300/4*	J&RC-9556/4*	AJUSA	10091500
JC2250300/4*	J&RC-9556/4*	ELRING	182.790
JC2250300/4*	J&RC-9556/4*	GOETZE	30-028865-00
JC2250300/4*	J&RC-9556/4*	PAYEN	AG5280
JC2250300/4*	J&RC-9556/4*	PAYEN	BW140
JC2250300/4*	J&RC-9556/4*	VICTOR REINZ	61-52990-00
JC2250400/4*	J&RC-9557/4*	AJUSA	10112900
JC2250400/4*	J&RC-9557/4*	O.E.	11044AA443
JC25020/4	J&RC-1638/4	ABR	57370401
JC25020/4	J&RC-1638/4	ELRING	569.300
JC25020/4	J&RC-1638/4	O.E.	7732330
JC25020/4	J&RC-1638/4	SABÓ	51201FLEX
JC25020/4	J&RC-1638/4	SPAAL	40401SC
JC25020/4	J&RC-1638/4	TARANTO	260705
JC25040/4	J&RC-1829/4	ABR	57360201
JC25040/4	J&RC-1829/4	ELRING	569.350
JC25040/4	J&RC-1829/4	O.E.	7564332
JC25040/4	J&RC-1829/4	SABÓ	82169
JC25040/4	J&RC-1829/4	SPAAL	40601SC
JC25040/4	J&RC-1829/4	TARANTO	260305
JC25060/4	J&RC-1619/4	ABR	57350601
JC25060/4	J&RC-1619/4	ELRING	333.760
JC25060/4	J&RC-1619/4	O.E.	7508621
JC25060/4	J&RC-1619/4	SABÓ	51501FPPSG
JC25060/4	J&RC-1619/4	SPAAL	40501SC
JC25060/4	J&RC-1619/4	TARANTO	250605
JC25110/4	J&RC-1902/4	ABR	57328801
JC25110/4	J&RC-1902/4	ELRING	568.780
JC25110/4	J&RC-1902/4	O.E.	4387346
JC25110/4	J&RC-1902/4	SABÓ	51001FPPSG2
JC25110/4	J&RC-1902/4	SPAAL	40301SC
JC25110/4	J&RC-1902/4	TARANTO	260505
JC25180/4	J&RC-1929/4	ABR	57371801
JC25180/4	J&RC-1929/4	ELRING	540.320
JC25180/4	J&RC-1929/4	O.E.	7672198
JC25180/4	J&RC-1929/4	SABÓ	82186
JC25180/4	J&RC-1929/4	SPAAL	40201SC
JC25180/4	J&RC-1929/4	TARANTO	260107
JC25400/4	J&RC-2463/4	ABR	57385200
JC25400/4	J&RC-2463/4	O.E.	46546120
JC25400/4	J&RC-2463/4	SPAAL	40101SC
JC25400/4	J&RC-2463/4	TARANTO	270507
JC25460/4	J&RC-2462/4	ABR	57385400
JC25460/4	J&RC-2462/4	O.E.	46541740
JC25460/4	J&RC-2462/4	SABÓ	82268
JC25460/4	J&RC-2462/4	SPAAL	40102SC
JC25460/4	J&RC-2462/4	TARANTO	270707
JC25600/4	J&RC-9016/4	ABR	57381801
JC25600/4	J&RC-9016/4	ELRING	710.380
JC25600/4	J&RC-9016/4	O.E.	46410505
JC25600/4	J&RC-9016/4	SABÓ	82254
JC25600/4	J&RC-9016/4	SPAAL	40403SC
JC25600/4	J&RC-9016/4	TARANTO	260907
JC26040/3	J&RC-1316/3	ABR	54128701
JC26040/3	J&RC-1316/3	ELRING	320.790
JC26040/3	J&RC-1316/3	O.E.	E7NN6051AA
JC26040/3	J&RC-1316/3	SABÓ	11701FPPSD

Descrição do Produto / Radical MAHLE / Radical Metal Leve: Junta do Coletor de Escape / JA / JA ;
 Junta do Coletor de Admissão / JAA / JAA; Junta do Coletor de Admissão e Escape / JAAE / JAAE;
 Junta do Carter / JAC / JAC; Junta da Tampa de Válvulas / JAV / JAV; Junta da Válvula Termostática / JAVT / JAVT;
 Junta do Cabeçote / JC / J&RC; Jogo de Juntas Inferior do Motor / JI / J&RI; Jogo de Juntas do Motor / JM / J&RM;
 Jogo de Juntas Superior do Motor / JS / J&RS; Jogo de Parafusos do Cabeçote / PF / PF;
 * Itens sob Consulta

CÓDIGO MAHLE	CÓDIGO METAL LEVE	CONVERSÕES	
		FABRICANTE	CÓDIGO
JC26040/3	J&RC-1316/3	SPAAL	61301SC
JC26040/3	J&RC-1316/3	TARANTO	330007
JC26040/4	J&RC-1316/4	ABR	54127201
JC26040/4	J&RC-1316/4	ELRING	324.640
JC26040/4	J&RC-1316/4	O.E.	E7NN6051AB
JC26040/4	J&RC-1316/4	SABÓ	11801FPSD
JC26040/4	J&RC-1316/4	SPAAL	61501SC
JC26040/4	J&RC-1316/4	TARANTO	330107
JC26500/6	J&RC-1734/6	ABR	54152203
JC26500/6	J&RC-1734/6	ELRING	322.270
JC26500/6	J&RC-1734/6	O.E.	E7NH6051AA
JC26500/6	J&RC-1734/6	SABÓ	12001FPSD
JC26500/6	J&RC-1734/6	SPAAL	61601SC
JC26500/6	J&RC-1734/6	TARANTO	330207
JC26610/3	J&RC-2661/3	ABR	54168200
JC26610/3	J&RC-2661/3	O.E.	E8NN6051AA
JC26610/4	J&RC-2661/4	ABR	54168300
JC26610/4	J&RC-2661/4	O.E.	F1NN6051BA
JC26610/4	J&RC-2661/4	SPAAL	61502SC
JC26620/6	J&RC-2661/6	ABR	54168400
JC26620/6	J&RC-2661/6	O.E.	E9NN6051BA
JC26620/6	J&RC-2661/6	SPAAL	61602SC
JC2710010/6*	J&RC-9515/6*	AJUSA	10105300
JC2710010/6*	J&RC-9515/6*	ELRING	758.338
JC2710010/6*	J&RC-9515/6*	O.E.	1397728
JC2710010/6*	J&RC-9515/6*	PAYEN	AY260
JC2710010/6*	J&RC-9515/6*	VICTOR REINZ	61-35090-00
JC2710020/4*	J&RC-9516/4*	AJUSA	10150800
JC2710020/4*	J&RC-9516/4*	ELRING	377.740
JC2710020/4*	J&RC-9516/4*	GOETZE	30-028680-00
JC2710020/4*	J&RC-9516/4*	O.E.	9404725
JC2710020/4*	J&RC-9516/4*	PAYEN	AB5420
JC2710030/4*	J&RC-9517/4*	AJUSA	10105500
JC2710030/4*	J&RC-9517/4*	ELRING	377.730
JC2710030/4*	J&RC-9517/4*	GOETZE	21-28374-20/0
JC2710030/4*	J&RC-9517/4*	O.E.	3531015
JC2710030/4*	J&RC-9517/4*	PAYEN	AA5620
JC2710050/6*	J&RC-9519/6*	AJUSA	10105400
JC2710050/6*	J&RC-9519/6*	ELRING	914.801
JC2710050/6*	J&RC-9519/6*	GOETZE	30-028578-00
JC2710050/6*	J&RC-9519/6*	O.E.	1397727
JC2710050/6*	J&RC-9519/6*	PAYEN	AA5630
JC2710050/6*	J&RC-9519/6*	VICTOR REINZ	61-35085-00
JC2710070/4*	J&RC-9521/4*	AJUSA	10162700
JC2710070/4*	J&RC-9521/4*	ELRING	377.770
JC2710070/4*	J&RC-9521/4*	GOETZE	30-029818-00
JC2710070/4*	J&RC-9521/4*	O.E.	9443895
JC2710070/4*	J&RC-9521/4*	PAYEN	AB5430
JC2710070/4*	J&RC-9521/4*	PAYEN	AE5130
JC31000/3	J&RC-2346/3	ABR	54482900
JC31000/3	J&RC-2346/3	O.E.	836646351
JC31000/3	J&RC-2346/3	SPAAL	73301SC
JC31000/4	J&RC-2346/4	ABR	54482800
JC31000/4	J&RC-2346/4	O.E.	836764156/836655740
JC31000/4	J&RC-2346/4	SPAAL	73401SC
JC44100/4	J&RC-2203/4	ABR	58601101
JC44100/4	J&RC-2203/4	O.E.	0209.C4
JC44100/4	J&RC-2203/4	SABÓ	82247
JC44100/4	J&RC-2203/4	SPAAL	12103SC
JC44100/4	J&RC-2203/4	TARANTO	450407-4M
JC44200/4	J&RC-2377/4	ABR	58601601
JC44200/4	J&RC-2377/4	O.E.	0209.K0
JC44200/4	J&RC-2377/4	SPAAL	12303SC
JC44200/4	J&RC-2377/4	TARANTO	460307-3M
JC48350/6-100,0mm	J&RC-1049/6-100mm	ABR	56150201
JC48350/6-100,0mm	J&RC-1049/6-100mm	ELRING	333.240
JC48350/6-100,0mm	J&RC-1049/6-100mm	O.E.	3440167520
JC48350/6-100,0mm	J&RC-1049/6-100mm	SABÓ	48802FPSD4

CÓDIGO MAHLE	CÓDIGO METAL LEVE	CONVERSÕES	
		FABRICANTE	CÓDIGO
JC48350/6-100,0mm	J&RC-1049/6-100mm	SPAAL	48603OR
JC48350/6-100,0mm	J&RC-1049/6-100mm	TARANTO	350405-100
JC48350/6-98,5mm	J&RC-9041/6-98,5mm	ABR	56149603
JC48350/6-98,5mm	J&RC-9041/6-98,5mm	ELRING	760.676
JC48350/6-98,5mm	J&RC-9041/6-98,5mm	O.E.	3440167520
JC48350/6-98,5mm	J&RC-9041/6-98,5mm	SABÓ	82175
JC48350/6-98,5mm	J&RC-9041/6-98,5mm	SPAAL	48600SC
JC48350/6-98,5mm	J&RC-9041/6-98,5mm	TARANTO	350407
JC48510/4-100,0mm	J&RC-1475/4-100,0mm	ABR	56131803
JC48510/4-100,0mm	J&RC-1475/4-100,0mm	ELRING	333.250
JC48510/4-100,0mm	J&RC-1475/4-100,0mm	O.E.	3640160320
JC48510/4-100,0mm	J&RC-1475/4-100,0mm	SABÓ	48301FSPD4
JC48510/4-100,0mm	J&RC-1475/4-100,0mm	SPAAL	48301SC
JC48510/4-100,0mm	J&RC-1475/4-100,0mm	TARANTO	350805-100
JC48510/4-98,5mm	J&RC-1475/4-98,5mm	ABR	56108701
JC48510/4-98,5mm	J&RC-1475/4-98,5mm	ELRING	763.012
JC48510/4-98,5mm	J&RC-1475/4-98,5mm	O.E.	3140160220
JC48510/4-98,5mm	J&RC-1475/4-98,5mm	SABÓ	82176
JC48510/4-98,5mm	J&RC-1475/4-98,5mm	SPAAL	48303SC
JC48510/4-98,5mm	J&RC-1475/4-98,5mm	TARANTO	350805
JC48600/1	J&RC-900/1	ABR	56123503
JC48600/1	J&RC-900/1	ELRING	173.968
JC48600/1	J&RC-900/1	O.E.	3460160320
JC48600/1	J&RC-900/1	SABÓ	48903EFPSD
JC48600/1	J&RC-900/1	SPAAL	48903OR
JC48600/1	J&RC-900/1	TARANTO	350607-1
JC48600/2	J&RC-900/2	ABR	56119803
JC48600/2	J&RC-900/2	ELRING	829.618
JC48600/2	J&RC-900/2	O.E.	3450160020
JC48600/2	J&RC-900/2	SABÓ	48902EFPSD
JC48600/2	J&RC-900/2	SPAAL	48902OR
JC48600/2	J&RC-900/2	TARANTO	350607-2
JC48600/3	J&RC-900/3	ABR	56111903
JC48600/3	J&RC-900/3	ELRING	749.541
JC48600/3	J&RC-900/3	O.E.	3550160220
JC48600/3	J&RC-900/3	SABÓ	48901EFPSD
JC48600/3	J&RC-900/3	SPAAL	48901OR
JC48600/3	J&RC-900/3	TARANTO	350607-3
JC48760/6	J&RC-9295/6	ABR	56173005
JC48760/6	J&RC-9295/6	ELRING	82.734
JC48760/6	J&RC-9295/6	O.E.	9060161220
JC48760/6	J&RC-9295/6	SPAAL	47003BI
JC48760/6	J&RC-9295/6	TARANTO	352008
JC48770/4	J&RC-9296/4	ABR	56173105
JC48770/4	J&RC-9296/4	ELRING	353.512
JC48770/4	J&RC-9296/4	O.E.	9240160720
JC48770/4	J&RC-9296/4	SPAAL	47002BI
JC48780/6	J&RC-9297/6	ABR	56173205
JC48780/6	J&RC-9297/6	ELRING	490.150
JC48780/6	J&RC-9297/6	O.E.	9260160820
JC48780/6	J&RC-9297/6	SPAAL	47004BI
JC48930/1	J&RC-1894/1	ABR	56137200
JC48930/1	J&RC-1894/1	ELRING	896.510
JC48930/1	J&RC-1894/1	O.E.	4420160220
JC48930/1	J&RC-1894/1	O.E.	4420160420
JC48930/1	J&RC-1894/1	SABÓ	99971
JC48930/1	J&RC-1894/1	SPAAL	48401BI
JC48930/1	J&RC-1894/1	TARANTO	360008
JC48964/1	J&RC-9272/1	ABR	56165005
JC48964/1	J&RC-9272/1	ELRING	462.202
JC48964/1	J&RC-9272/1	O.E.	4570161220
JC48964/1	J&RC-9272/1	SPAAL	48404BI
JC48980/4	J&RC-9088/4	ABR	56172905
JC48980/4	J&RC-9088/4	ELRING	82.724
JC48980/4	J&RC-9088/4	O.E.	9040161120
JC48980/4	J&RC-9088/4	SPAAL	47001BI
JC48990/1	J&RC-2395/1	ABR	56169405
JC48990/1	J&RC-2395/1	ELRING	462.451

Descrição do Produto / Radical MAHLE / Radical Metal Leve: Junta do Coletor de Escape / JA / JA ;
 Junta do Coletor de Admissão / JAA / JAA; Junta do Coletor de Admissão e Escape / JAAE / JAAE;
 Junta do Carter / JAC / JAC; Junta da Tampa de Válvulas / JAV / JAV; Junta da Válvula Termostática / JAVT / JAVT;
 Junta do Cabeçote / JC / J&RC; Jogo de Juntas Inferior do Motor / JI / J&RI; Jogo de Juntas do Motor / JM / J&RM;
 Jogo de Juntas Superior do Motor / JS / J&RS; Jogo de Parafusos do Cabeçote / PF / PF;
 * Itens sob Consulta

CÓDIGO MAHLE	CÓDIGO METAL LEVE	CONVERSÕES	
		FABRICANTE	CÓDIGO
JC48990/1	J&RC-2395/1	O.E.	4570161120
JC48990/1	J&RC-2395/1	SABÓ	82295
JC48990/1	J&RC-2395/1	SPAAL	48402BI
JC51620/4	J&RC-9332/4	ABR	52300201
JC51620/4	J&RC-9332/4	ELRING	920.305
JC51620/4	J&RC-9332/4	O.E.	12251-PM5-S020
JC51630/4	J&RC-9333/4	ABR	52300302
JC51630/4	J&RC-9333/4	ELRING	270.450
JC51630/4	J&RC-9333/4	O.E.	12251-PLC-003
JC51650/4	J&RC-9335/4	ABR	52300102
JC51650/4	J&RC-9335/4	O.E.	12251-P08-004
JC51650/4	J&RC-9335/4	SABÓ	82325
JC51650/4	J&RC-9335/4	TARANTO	861608
JC51660/4	J&RC-9336/4	ABR	52300702
JC51660/4	J&RC-9336/4	ELRING	864.250
JC51660/4	J&RC-9336/4	O.E.	12251-PLC-004
JC51660/4	J&RC-9336/4	SPAAL	20102ML
JC51670/4	J&RC-9337/4	ABR	52300802
JC51670/4	J&RC-9337/4	ELRING	452.070
JC51670/4	J&RC-9337/4	O.E.	12251-REA-Z01
JC51670/4	J&RC-9337/4	SPAAL	20201ML
JC51670/4	J&RC-9337/4	TARANTO	862308
JC51680/4	J&RC-9338/4	ABR	52300902
JC51680/4	J&RC-9338/4	O.E.	12251-REB-Z01
JC51680/4	J&RC-9338/4	SPAAL	20202ML
JC51680/4	J&RC-9338/4	TARANTO	862508
JC57100/3	J&RC-1178/3	ABR	50911509
JC57100/3	J&RC-1178/3	ELRING	318.680
JC57100/3	J&RC-1178/3	O.E.	70490181
JC57100/3	J&RC-1178/3	SABÓ	70001FPSD
JC57100/3	J&RC-1178/3	SPAAL	70001SC
JC57100/3	J&RC-1178/3	TARANTO	400507
JC57120/4	J&RC-887/4	ABR	50911701
JC57120/4	J&RC-887/4	ELRING	316.660
JC57120/4	J&RC-887/4	O.E.	70490147
JC57120/4	J&RC-887/4	SABÓ	70601FPSD
JC57120/4	J&RC-887/4	SPAAL	70601SC
JC57120/4	J&RC-887/4	TARANTO	410507
JC57200/4	J&RC-1097/4	ABR	50965504
JC57200/4	J&RC-1097/4	ELRING	922.501
JC57200/4	J&RC-1097/4	O.E.	70490304
JC57200/4	J&RC-1097/4	SABÓ	82240
JC57200/4	J&RC-1097/4	SPAAL	70301SC
JC57200/4	J&RC-1097/4	TARANTO	410607
JC57270/3	J&RC-9240/3	ABR	50971501
JC57270/3	J&RC-9240/3	O.E.	3681000000
JC57270/3	J&RC-9240/3	SPAAL	70002SC
JC57280/6	J&RC-1172/6	ABR	50971600
JC57280/6	J&RC-1172/6	ELRING	292.410
JC57280/6	J&RC-1172/6	O.E.	3681H202
JC57280/6	J&RC-1172/6	SABÓ	70101FPSD
JC57280/6	J&RC-1172/6	SPAAL	70201SC
JC57280/6	J&RC-1172/6	TARANTO	400408
JC57300/4	J&RC-2142/4	ABR	50953304
JC57300/4	J&RC-2142/4	ELRING	306.060
JC57300/4	J&RC-2142/4	O.E.	70490415
JC57300/4	J&RC-2142/4	SABÓ	82223
JC57300/4	J&RC-2142/4	SPAAL	70302SC
JC57300/4	J&RC-2142/4	TARANTO	280307
JC57330/4	J&RC-1178/4	ABR	50911601
JC57330/4	J&RC-1178/4	O.E.	70490411
JC57330/4	J&RC-1178/4	SABÓ	70401FPSD
JC57330/4	J&RC-1178/4	SPAAL	70401SC
JC57330/4	J&RC-1178/4	TARANTO	400005
JC57430/4	J&RC-2257/4	ABR	50953304
JC57430/4	J&RC-2257/4	ELRING	306.060
JC57430/4	J&RC-2257/4	O.E.	70490415
JC57430/4	J&RC-2257/4	SABÓ	82223

TABELA DE CONVERSÃO / CROSS REFERENCE

MAHLE

CÓDIGO MAHLE	CÓDIGO METAL LEVE	CONVERSÕES	
		FABRICANTE	CÓDIGO
JC57430/4	J&RC-2257/4	SPAAL	70302SC
JC57430/4	J&RC-2257/4	TARANTO	280307
JC57460/4	J&RC-9160/4	ABR	50939300
JC57460/4	J&RC-9160/4	O.E.	3681E017/37
JC57460/6	J&RC-9160/6	ABR	50971400
JC57460/6	J&RC-9160/6	O.E.	3681H205
JC57460/6	J&RC-9160/6	SABÓ	82415
JC57460/6	J&RC-9160/6	SPAAL	70203SC
JC57600/6	J&RC-933/6	ABR	50915401
JC57600/6	J&RC-933/6	ELRING	315.940
JC57600/6	J&RC-933/6	O.E.	70490164
JC57600/6	J&RC-933/6	SABÓ	70901FPSD
JC57600/6	J&RC-933/6	SPAAL	70901SC
JC57600/6	J&RC-933/6	TARANTO	410907
JC57700/6	J&RC-934/6	ABR	50930409
JC57700/6	J&RC-934/6	ELRING	312.720
JC57700/6	J&RC-934/6	O.E.	70490196
JC57700/6	J&RC-934/6	SABÓ	70701FPSD
JC57700/6	J&RC-934/6	SPAAL	70701SC
JC57700/6	J&RC-934/6	TARANTO	420007
JC57750/4	J&RC-9125/4	ABR	50962400
JC57750/4	J&RC-9125/4	O.E.	ERR5260
JC57750/4	J&RC-9125/4	SABÓ	82370
JC57750/4	J&RC-9125/4	SPAAL	70104SC
JC57750/4	J&RC-9125/4	TARANTO	430608-3M
JC57850/4	J&RC-9059/4	ABR	50965300
JC57850/4	J&RC-9059/4	ELRING	916.471
JC57850/4	J&RC-9059/4	O.E.	70490307
JC57850/4	J&RC-9059/4	SABÓ	82259
JC57850/4	J&RC-9059/4	SPAAL	70101SC
JC57850/4	J&RC-9059/4	TARANTO	430007-3M
JC59000/4	J&RC-930/4	ABR	54124101
JC59000/4	J&RC-930/4	ELRING	546.400
JC59000/4	J&RC-930/4	O.E.	DIMU6051A
JC59000/4	J&RC-930/4	SABÓ	11201FPSG
JC59020/4	J&RC-9246/4	ABR	54163101
JC59020/4	J&RC-9246/4	ELRING	207.521
JC59020/4	J&RC-9246/4	O.E.	97BM6051A2A
JC59020/4	J&RC-9246/4	SABÓ	82230
JC59020/4	J&RC-9246/4	SPAAL	11201SC
JC59020/4	J&RC-9246/4	TARANTO	311005
JC59040/4	J&RC-9247/4	ABR	54163001
JC59040/4	J&RC-9247/4	ELRING	596.400
JC59040/4	J&RC-9247/4	O.E.	96BM6051A2A
JC59040/4	J&RC-9247/4	SABÓ	82255
JC59040/4	J&RC-9247/4	SPAAL	11202SC
JC59040/4	J&RC-9247/4	TARANTO	310805
JC59100/4	J&RC-1052/4	ABR	54149201
JC59100/4	J&RC-1052/4	ELRING	555.470
JC59100/4	J&RC-1052/4	O.E.	BD9M6051B
JC59100/4	J&RC-1052/4	SABÓ	11301FPSG
JC59100/4	J&RC-1052/4	SPAAL	11401SC
JC59100/4	J&RC-1052/4	TARANTO	310605
JC59150/4*	J&RC-9165/4*	ABR	54168700
JC59150/4*	J&RC-9165/4*	O.E.	XS7G.6051.C1B
JC59150/4*	J&RC-9165/4*	SPAAL	11102SC
JC59150/4*	J&RC-9165/4*	TARANTO	320507
JC59201/4	J&RC-1632/4	ABR	54151201
JC59201/4	J&RC-1632/4	ELRING	555.661
JC59201/4	J&RC-1632/4	O.E.	84AU6051B
JC59201/4	J&RC-1632/4	SABÓ	11302FPSG4
JC59201/4	J&RC-1632/4	SPAAL	11702SC
JC59201/4	J&RC-1632/4	TARANTO	300705
JC59490/4	J&RC-2092/4	ABR	54151101
JC59490/4	J&RC-2092/4	ELRING	546.065
JC59490/4	J&RC-2092/4	O.E.	84AU6051A
JC59490/4	J&RC-2092/4	SABÓ	11001FPSG4
JC59490/4	J&RC-2092/4	SPAAL	11701SC

Descrição do Produto / Radical MAHLE / Radical Metal Leve: Junta do Coletor de Escape / JA / JA ;
 Junta do Coletor de Admissão / JAA / JAA; Junta do Coletor de Admissão e Escape / JAAE / JAAE;
 Junta do Carter / JAC / JAC; Junta da Tampa de Válvulas / JAV / JAV; Junta da Válvula Termostática / JAVT / JAVT;
 Junta do Cabeçote / JC / J&RC; Jogo de Juntas Inferior do Motor / JI / J&RI; Jogo de Juntas do Motor / JM / J&RM;
 Jogo de Juntas Superior do Motor / JS / J&RS; Jogo de Parafusos do Cabeçote / PF / PF;
 * Itens sob Consulta



© MAHLE 2019/2020 | 375

CÓDIGO MAHLE	CÓDIGO METAL LEVE	CONVERSÕES	
		FABRICANTE	CÓDIGO
JC59490/4	J&RC-2092/4	TARANTO	310705
JC59520/4	J&RC-9164/4	ABR	54168600
JC59520/4	J&RC-9164/4	ELRING	646.480
JC59520/4	J&RC-9164/4	O.E.	XS7G.6051.BB
JC59520/4	J&RC-9164/4	SABÓ	82206
JC59520/4	J&RC-9164/4	SPAAL	11101SC
JC59520/4	J&RC-9164/4	TARANTO	320307
JC59560/4	J&RC-9192/4	ABR	54168800
JC59560/4	J&RC-9192/4	ELRING	122.992
JC59560/4	J&RC-9192/4	O.E.	XS6E.6051.AC
JC59560/4	J&RC-9192/4	SABÓ	82292
JC59560/4	J&RC-9192/4	SPAAL	11001SC
JC59560/4	J&RC-9192/4	TARANTO	340107
JC59570/4	J&RC-9199/4	ABR	54168900
JC59570/4	J&RC-9199/4	ELRING	123.015
JC59570/4	J&RC-9199/4	O.E.	XS6E.6051.BE
JC59570/4	J&RC-9199/4	SABÓ	82293
JC59570/4	J&RC-9199/4	SPAAL	11002SC
JC59570/4	J&RC-9199/4	TARANTO	340207
JC63010/4 1,50	J&RC-9101/4 1,50	ABR	58900902
JC63010/4 1,50	J&RC-9101/4 1,50	O.E.	11115-54070
JC63010/4 1,50	J&RC-9101/4 1,50	SABÓ	82303
JC63010/4 1,50	J&RC-9101/4 1,50	SPAAL	21202ML
JC63010/4 1,60	J&RC-9101/4 1,60	ABR	58900802
JC63010/4 1,60	J&RC-9101/4 1,60	O.E.	11115-54071
JC63010/4 1,70	J&RC-9101/4 1,70	ABR	58900402
JC63010/4 1,70	J&RC-9101/4 1,70	ELRING	384.140
JC63010/4 1,70	J&RC-9101/4 1,70	O.E.	11115-54072
JC63010/4 1,70	J&RC-9101/4 1,70	SPAAL	21201ML
JC63030/4	J&RC-9314/4	ABR	58900102
JC63030/4	J&RC-9314/4	ELRING	708.040
JC63030/4	J&RC-9314/4	O.E.	11115-16120
JC63030/4	J&RC-9314/4	SABÓ	82302
JC63030/4	J&RC-9314/4	SPAAL	21102ML
JC63040/4	J&RC-9315/4	ABR	58900201
JC63040/4	J&RC-9315/4	ELRING	920.282
JC63040/4	J&RC-9315/4	O.E.	11115-16150
JC63040/4	J&RC-9315/4	SABÓ	82269
JC63040/4	J&RC-9315/4	SPAAL	21103SC
JC63050/4	J&RC-9316/4	ABR	58900502
JC63050/4	J&RC-9316/4	ELRING	141.970
JC63050/4	J&RC-9316/4	O.E.	11115-22050
JC63050/4	J&RC-9316/4	SABÓ	82326
JC63050/4	J&RC-9316/4	SPAAL	21101ML
JC63050/4	J&RC-9316/4	TARANTO	923308
JC63060/4	J&RC-9317/4	ABR	58900602
JC63060/4	J&RC-9317/4	ELRING	354.270
JC63060/4	J&RC-9317/4	O.E.	11115-30031
JC63060/4	J&RC-9317/4	TARANTO	922308
JC63070/4 0,90	J&RC-9318/4 0,90	ABR	58900702
JC63070/4 0,90	J&RC-9318/4 0,90	ELRING	354.250
JC63070/4 0,90	J&RC-9318/4 0,90	O.E.	11115-30040
JC63080/4 1,00	J&RC-9319/4 1,00	ABR	58900302
JC63080/4 1,00	J&RC-9319/4 1,00	ELRING	197.720
JC63080/4 1,00	J&RC-9319/4 1,00	O.E.	11115-67040-05
JC63090/4 1,45	J&RC-9320/4 1,45	ABR	58901202
JC63090/4 1,55	J&RC-9320/4 1,55	ABR	58901102
JC63090/4 1,65	J&RC-9320/4 1,65	ABR	58901002
JC63090/4 1,65	J&RC-9320/4 1,65	ELRING	384.130
JC63090/4 1,65	J&RC-9320/4 1,65	O.E.	11115-54120
JC63720/4 1,50	J&RC-9321/4 1,50	ABR	58901302
JC63720/4 1,50	J&RC-9321/4 1,50	O.E.	11115-58070
JC63720/4 1,60	J&RC-9321/4 1,60	ABR	58901402
JC63720/4 1,60	J&RC-9321/4 1,60	O.E.	11115-58090
JC63720/4 1,70	J&RC-9321/4 1,70	ABR	58901502
JC63720/4 1,70	J&RC-9321/4 1,70	O.E.	11115-58100
JC63720/4 1,70	J&RC-9321/4 1,70	SABÓ	82304
JC70110/4	J&RC-9331/4	ABR	58533802

CÓDIGO MAHLE	CÓDIGO METAL LEVE	CONVERSÕES	
		FABRICANTE	CÓDIGO
JC70110/4	J&RC-9331/4	ELRING	366.670
JC70110/4	J&RC-9331/4	O.E.	058103383K
JC70110/4	J&RC-9331/4	SPAAL	46803ML
JC70550/4	J&RC-2409/4	ABR	58523801
JC70550/4	J&RC-2409/4	O.E.	036103383AF
JC70550/4	J&RC-2409/4	SABÓ	82300
JC70550/4	J&RC-2409/4	SPAAL	46101SC
JC70590/4	J&RC-1092/4	ABR	58505101
JC70590/4	J&RC-1092/4	ELRING	565.920
JC70590/4	J&RC-1092/4	O.E.	056103383D
JC70590/4	J&RC-1092/4	SABÓ	46802FG
JC70590/4	J&RC-1092/4	SPAAL	46701SC
JC70590/4	J&RC-1092/4	TARANTO	220805
JC70640/4	J&RC-1450/4	ABR	58511501
JC70640/4	J&RC-1450/4	ELRING	561.730
JC70640/4	J&RC-1450/4	O.E.	049103383D
JC70640/4	J&RC-1450/4	SABÓ	46901FG2
JC70640/4	J&RC-1450/4	SPAAL	46702SC
JC70640/4	J&RC-1450/4	TARANTO	220405
JC70680/4	J&RC-1479/4	ABR	58514001
JC70680/4	J&RC-1479/4	ELRING	561.730
JC70680/4	J&RC-1479/4	O.E.	026103383.2
JC70680/4	J&RC-1479/4	SABÓ	46501FLEX
JC70680/4	J&RC-1479/4	SPAAL	46801SC
JC70680/4	J&RC-1479/4	TARANTO	220605
JC70680/4 MLS	J&RC-1479/4 MLS	SABÓ	82328
JC70880/4	J&RC-1853/4	ABR	58515001
JC70880/4	J&RC-1853/4	ELRING	565.270
JC70880/4	J&RC-1853/4	O.E.	053103383.4
JC70880/4	J&RC-1853/4	SABÓ	82327
JC70880/4	J&RC-1853/4	SABÓ	46701FLEX
JC70880/4	J&RC-1853/4	SPAAL	46802SC
JC70880/4	J&RC-1853/4	TARANTO	230005
JC71100/1	J&RC-1159/1	ABR	56614705
JC71100/1	J&RC-1159/1	O.E.	275551
JC71100/1	J&RC-1159/1	SABÓ	82315
JC71100/1	J&RC-1159/1	SPAAL	49102OR
JC71400/1	J&RC-1730/1	ABR	56616005
JC71400/1	J&RC-1730/1	O.E.	270789
JC71400/1	J&RC-1730/1	SABÓ	82308
JC71400/1	J&RC-1730/1	SPAAL	49101OR
JC71460/1	J&RC-9030/1	ABR	56629905
JC71460/1	J&RC-9030/1	O.E.	275548-6
JC71460/1	J&RC-9030/1	SABÓ	82318
JC71460/1	J&RC-9030/1	SPAAL	49302OR
JC71500/1	J&RC-1860/1	ABR	56629805
JC71500/1	J&RC-1860/1	O.E.	270949-1
JC71500/1	J&RC-1860/1	SABÓ	82322
JC71500/1	J&RC-1860/1	SPAAL	49301OR
JC72000/4	J&RC-9086/4	ABR	54800101
JC72000/4	J&RC-9086/4	O.E.	OK620-10-271
JC72000/4	J&RC-9086/4	SPAAL	91301SC
JC72000/4	J&RC-9086/4	TARANTO	900805
JC72010/4	J&RC-9322/4	ABR	53801102
JC72010/4	J&RC-9322/4	O.E.	OK027-10-271
JC72010/4	J&RC-9322/4	TARANTO	910107
JC76061/1	J&RC-9022/1	ABR	53711405
JC76061/1	J&RC-9022/1	ELRING	893.472
JC76061/1	J&RC-9022/1	O.E.	170274
JC76061/1	J&RC-9022/1	SPAAL	59801BI
JC76540/3	J&RC-1253/3	ABR	53725105
JC76540/3	J&RC-1253/3	ELRING	331.091
JC76540/3	J&RC-1253/3	O.E.	373472
JC76540/3	J&RC-1253/3	SABÓ	99961
JC76540/3	J&RC-1253/3	SPAAL	59701BI
JC76540/3	J&RC-1253/3	TARANTO	810108
JC76650/1	J&RC-9113/1	ABR	53754705
JC76650/1	J&RC-9113/1	ELRING	125.780

Descrição do Produto / Radical MAHLE / Radical Metal Leve: Junta do Coletor de Escape / JA / JA ;
 Junta do Coletor de Admissão / JAA / JAA; Junta do Coletor de Admissão e Escape / JAAE / JAAE;
 Junta do Carter / JAC / JAC; Junta da Tampa de Válvulas / JAV / JAV; Junta da Válvula Termostática / JAVT / JAVT;
 Junta do Cabeçote / JC / J&RC; Jogo de Juntas Inferior do Motor / JI / J&RI; Jogo de Juntas do Motor / JM / J&RM;
 Jogo de Juntas Superior do Motor / JS / J&RS; Jogo de Parafusos do Cabeçote / PF / PF;
 * Itens sob Consulta

CÓDIGO MAHLE	CÓDIGO METAL LEVE	CONVERSÕES	
		FABRICANTE	CÓDIGO
JC76650/1	J&RC-9113/1	O.E.	1444941
JC76650/1	J&RC-9113/1	SABÓ	82350
JC76650/1	J&RC-9113/1	SPAAL	59502BI
JC76670/1	J&RC-9119/1	ABR	53726805
JC76670/1	J&RC-9119/1	ELRING	125.830
JC76670/1	J&RC-9119/1	O.E.	1468555/1377039
JC76670/1	J&RC-9119/1	SPAAL	59503BI
J10010090/4*	J&RI-9360/4*	AJUSA	54090300
J10010090/4*	J&RI-9360/4*	ELRING	863.170
J10010090/4*	J&RI-9360/4*	O.E.	99478953-99478955
J10010090/4*	J&RI-9360/4*	PAYEN	EY290
J10080100/4*	J&RI-9545/4*	AJUSA	54050700
J10100610/4*	J&RI-9553/4*	AJUSA	54072400
J10100610/4*	J&RI-9553/4*	FEL-PRO	CS 9711
J10100610/4*	J&RI-9553/4*	VICTOR REINZ	CS5942
J10100640/4*	J&RI-9460/4*	AJUSA	54073100
J10141060/6*	J&RI-9417/6*	AJUSA	54075400
J10141070/4*	J&RI-9418/4*	AJUSA	54116000
J10210520/4 C/RET.	J&RI-9722/4 C/RET.	ABR	78330640
J10210520/4 C/RET.	J&RI-9722/4 C/RET.	AJUSA	54173900
J10210520/4 C/RET.	J&RI-9722/4 C/RET.	O.E.	4025108
J10210520/4 C/RET.	J&RI-9722/4 C/RET.	O.E.	5294717
J10210520/4 C/RET.	J&RI-9722/4 C/RET.	SPAAL	60540ORRB
J10210520/6 C/RET.	J&RI-9722/6 C/RET.	ABR	78330660
J10210520/6 C/RET.	J&RI-9722/6 C/RET.	AJUSA	54184300
J10210520/6 C/RET.	J&RI-9722/6 C/RET.	O.E.	4025139
J10210520/6 C/RET.	J&RI-9722/6 C/RET.	O.E.	5294713
J10210520/6 C/RET.	J&RI-9722/6 C/RET.	SPAAL	60560ORRB
J10210540/6 C/RET.	J&RI-9721/6 C/RET.	ABR	78330590
J10210540/6 C/RET.	J&RI-9721/6 C/RET.	AJUSA	54174100
J10210540/6 C/RET.	J&RI-9721/6 C/RET.	O.E.	4089759
J10210540/6 C/RET.	J&RI-9721/6 C/RET.	O.E.	5294895
J10210540/6 C/RET.	J&RI-9721/6 C/RET.	SPAAL	60760ORRB
J10480750/4*	J&RI-9576/4*	AJUSA	54130800
J10480750/4*	J&RI-9576/4*	ELRING	130.510
J10480750/4*	J&RI-9576/4*	ELRING	130.900
J10480750/4*	J&RI-9576/4*	GOETZE	22-29326-00/0
J10480750/4*	J&RI-9576/4*	GOETZE	22-29329-00/0
J10480750/4*	J&RI-9576/4*	PAYEN	EB5550
J10480750/4*	J&RI-9576/4*	PAYEN	EB5560
J10480750/4*	J&RI-9576/4*	VICTOR REINZ	08-35386-01
J10591200/6*	J&RI-9541/6*	AJUSA	54081800
J10591200/6*	J&RI-9541/6*	O.E.	ZZ20-10-50X
J121150/6 C/RET.	J&RI-1082/6 C/RET.	ABR	78337940
J121150/6 C/RET.	J&RI-1082/6 C/RET.	O.E.	3014459
J121260/6 C/RET.	J&RI-9168/6 C/RET.	ABR	78334940
J121260/6 C/RET.	J&RI-9168/6 C/RET.	ELRING	601.921
J121260/6 C/RET.	J&RI-9168/6 C/RET.	O.E.	3357004
J121260/6 C/RET.	J&RI-9168/6 C/RET.	SPAAL	60660ORRB
J121260/6 C/RET.	J&RI-9168/6 C/RET.	TARANTO	870294-R
J121380/4 C/RET.	J&RI-2304/4 C/RET.	ABR	78333940
J121380/4 C/RET.	J&RI-2304/4 C/RET.	ELRING	600.874
J121380/4 C/RET.	J&RI-2304/4 C/RET.	O.E.	3802375
J121380/4 C/RET.	J&RI-2304/4 C/RET.	SPAAL	60440ORRB
J121380/4 C/RET.	J&RI-2304/4 C/RET.	TARANTO	870094-R
J121380/6 C/RET.	J&RI-2304/6 C/RET.	ABR	78335940
J121380/6 C/RET.	J&RI-2304/6 C/RET.	ELRING	600.876
J121380/6 C/RET.	J&RI-2304/6 C/RET.	O.E.	3802376
J121380/6 C/RET.	J&RI-2304/6 C/RET.	SPAAL	60460ORRB
J121380/6 C/RET.	J&RI-2304/6 C/RET.	TARANTO	870194-R
J121420/6 C/RET.	J&RI-1488/6 C/RET.	ABR	78336940
J121420/6 C/RET.	J&RI-1488/6 C/RET.	O.E.	3801454
JM0010050/4 S/ JUNTA CABEÇOTE	J&RM-9183/4 S/ JUNTA CABEÇOTE	AJUSA	51014200
JM0010050/4 S/ JUNTA CABEÇOTE	J&RM-9183/4 S/ JUNTA CABEÇOTE	ELRING	181.110
JM0010050/4 S/ JUNTA CABEÇOTE	J&RM-9183/4 S/ JUNTA CABEÇOTE	O.E.	71713988
JM0010050/4 S/ JUNTA CABEÇOTE	J&RM-9183/4 S/ JUNTA CABEÇOTE	PAYEN	EY680
JM0010050/4 S/ JUNTA CABEÇOTE	J&RM-9183/4 S/ JUNTA CABEÇOTE	PAYEN	FY690
JM0010050/4 S/ JUNTA CABEÇOTE	J&RM-9183/4 S/ JUNTA CABEÇOTE	VICTOR REINZ	01-33956-02

TABELA DE CONVERSÃO / CROSS REFERENCE

MAHLE

CÓDIGO MAHLE	CÓDIGO METAL LEVE	CONVERSÕES	
		FABRICANTE	CÓDIGO
JM0010110/4* S/ JUNTA CABEÇOTE	J&RM-9360/4* S/ JUNTA CABEÇOTE	AJUSA	51014100
JM0010110/4* S/ JUNTA CABEÇOTE	J&RM-9360/4* S/ JUNTA CABEÇOTE	ELRING	863.150
JM0010110/4* S/ JUNTA CABEÇOTE	J&RM-9360/4* S/ JUNTA CABEÇOTE	O.E.	99478953
JM0010110/4* S/ JUNTA CABEÇOTE	J&RM-9360/4* S/ JUNTA CABEÇOTE	PAYEN	EX391
JM0010110/4* S/ JUNTA CABEÇOTE	J&RM-9360/4* S/ JUNTA CABEÇOTE	PAYEN	GX410
JM0010110/4* S/ JUNTA CABEÇOTE	J&RM-9360/4* S/ JUNTA CABEÇOTE	VICTOR REINZ	01-33951-02
JM0010310/6*	J&RM-9523/6*	AJUSA	50183500
JM0010310/6*	J&RM-9523/6*	ELRING	015.870
JM0010310/6*	J&RM-9523/6*	O.E.	1907853
JM0010310/6*	J&RM-9523/6*	PAYEN	GV710
JM0011100/6*	J&RM-9473/6*	AJUSA	50046300
JM0011100/6*	J&RM-9473/6*	O.E.	1930197
JM0011100/6*	J&RM-9473/6*	O.E.	1930433
JM0011100/6*	J&RM-9473/6*	O.E.	1940051
JM0011100/6*	J&RM-9473/6*	O.E.	1940053
JM0011100/6*	J&RM-9473/6*	PAYEN	GP490
JM0011200/4*	J&RM-9475/4*	AJUSA	50046000
JM0011200/4*	J&RM-9475/4*	PAYEN	GV522
JM0012400/4* S/ JUNTA CABEÇOTE	J&RM-9630/4* S/ JUNTA CABEÇOTE	AJUSA	51015400
JM0012400/4* S/ JUNTA CABEÇOTE	J&RM-9630/4* S/ JUNTA CABEÇOTE	ELRING	181.260
JM0012400/4* S/ JUNTA CABEÇOTE	J&RM-9630/4* S/ JUNTA CABEÇOTE	GOETZE	20-27867-03/0
JM0012400/4* S/ JUNTA CABEÇOTE	J&RM-9630/4* S/ JUNTA CABEÇOTE	O.E.	4502789
JM0012400/4* S/ JUNTA CABEÇOTE	J&RM-9630/4* S/ JUNTA CABEÇOTE	O.E.	4502796
JM0012400/4* S/ JUNTA CABEÇOTE	J&RM-9630/4* S/ JUNTA CABEÇOTE	O.E.	71713696
JM0012400/4* S/ JUNTA CABEÇOTE	J&RM-9630/4* S/ JUNTA CABEÇOTE	O.E.	7701206361
JM0012400/4* S/ JUNTA CABEÇOTE	J&RM-9630/4* S/ JUNTA CABEÇOTE	PAYEN	GX390
JM0012400/4* S/ JUNTA CABEÇOTE	J&RM-9630/4* S/ JUNTA CABEÇOTE	PAYEN	GX410
JM0012400/4* S/ JUNTA CABEÇOTE	J&RM-9630/4* S/ JUNTA CABEÇOTE	VICTOR REINZ	01-33951-06
JM0030120/4*	J&RM-9609/4*	AJUSA	50166700
JM0030120/4*	J&RM-9609/4*	FEL-PRO	HS 9821 PT + CS 9228-2
JM0030120/4*	J&RM-9609/4*	O.E.	10101-0B025
JM0030120/4*	J&RM-9609/4*	O.E.	10101-0B726
JM0030120/4*	J&RM-9609/4*	O.E.	10101-1B027
JM0030120/4*	J&RM-9609/4*	O.E.	10101-1B028
JM0030140/4*	J&RM-9613/4*	AJUSA	50219100
JM0030140/4*	J&RM-9613/4*	O.E.	10101-9F625
JM0030140/4*	J&RM-9613/4*	VICTOR REINZ	01-33090-02
JM0030500/6*	J&RM-9604/6*	AJUSA	50166900
JM0030500/6*	J&RM-9604/6*	O.E.	10101-0W026
JM0030500/6*	J&RM-9604/6*	O.E.	10101-4S127
JM0030500/6*	J&RM-9604/6*	PAYEN	FF5690
JM0030510/6*	J&RM-9610/6*	AJUSA	50220000
JM0080100/4*	J&RM-9545/4*	AJUSA	50165000
JM0080200/4*	J&RM-9550/4*	AJUSA	50145600
JM0080200/4*	J&RM-9550/4*	O.E.	11401-77850
JM0080200/4*	J&RM-9550/4*	VICTOR REINZ	01-53025-01
JM0100510/4*	J&RM-9420/4*	AJUSA	50199300
JM0100520/6*	J&RM-9421/6*	AJUSA	50189600
JM0100520/6*	J&RM-9421/6*	O.E.	MD973024
JM0100530/6*	J&RM-9436/6*	AJUSA	50102300
JM0100530/6*	J&RM-9436/6*	O.E.	95653027
JM0100540/6*	J&RM-9439/6*	AJUSA	50104900
JM0100540/6*	J&RM-9439/6*	O.E.	95656400
JM0100540/6*	J&RM-9439/6*	O.E.	95659411
JM0100560/4*	J&RM-9440/4*	AJUSA	50122000
JM0100560/4*	J&RM-9440/4*	ELRING	019.100
JM0100560/4*	J&RM-9440/4*	GOETZE	20-28203-00
JM0100560/4*	J&RM-9440/4*	GOETZE	20-28203-00/0
JM0100560/4*	J&RM-9440/4*	O.E.	MD997474
JM0100560/4*	J&RM-9440/4*	O.E.	MD997475
JM0100560/4*	J&RM-9440/4*	PAYEN	GS120
JM0100560/4*	J&RM-9440/4*	VICTOR REINZ	01-52480-01
JM0100560/4*	J&RM-9440/4*	VICTOR REINZ	FS5703Y
JM0100560/4*	J&RM-9440/4*	VICTOR REINZ	FS5875
JM0100570/4*	J&RM-9442/4*	AJUSA	50139600
JM0100570/4*	J&RM-9442/4*	O.E.	MD971619
JM0100570/4*	J&RM-9442/4*	O.E.	MD971620
JM0100570/4*	J&RM-9442/4*	VICTOR REINZ	FS5875T

Descrição do Produto / Radical MAHLE / Radical Metal Leve: Junta do Coletor de Escape / JA / JA ;
 Junta do Coletor de Admissão / JAA / JAA; Junta do Coletor de Admissão e Escape / JAAE / JAAE;
 Junta do Carter / JAC / JAC; Junta da Tampa de Válvulas / JAV / JAV; Junta da Válvula Termostática / JAVT / JAVT;
 Junta do Cabeçote / JC / J&RC; Jogo de Juntas Inferior do Motor / JI / J&RI; Jogo de Juntas do Motor / JM / J&RM;
 Jogo de Juntas Superior do Motor / JS / J&RS; Jogo de Parafusos do Cabeçote / PF / PF;
 * Itens sob Consulta



© MAHLE 2019/2020 | 379

CÓDIGO MAHLE	CÓDIGO METAL LEVE	CONVERSÕES	
		FABRICANTE	CÓDIGO
JM0100580/6*	J&RM-9444/6*	AJUSA	50122500
JM0100580/6*	J&RM-9444/6*	FEL-PRO	HS 9112 PT-1 + CS 9112
JM0100580/6*	J&RM-9444/6*	FEL-PRO	KS2121
JM0100580/6*	J&RM-9444/6*	GOETZE	20-28200-00/0
JM0100580/6*	J&RM-9444/6*	O.E.	MD997312
JM0100580/6*	J&RM-9444/6*	O.E.	MD997436
JM0100580/6*	J&RM-9444/6*	O.E.	MD997490
JM0100580/6*	J&RM-9444/6*	O.E.	MD997496
JM0100580/6*	J&RM-9444/6*	O.E.	MD997517
JM0100580/6*	J&RM-9444/6*	PAYEN	GR600
JM0100580/6*	J&RM-9444/6*	VICTOR REINZ	01-52693-01
JM0100580/6*	J&RM-9444/6*	VICTOR REINZ	FS5765X
JM0100590/4*	J&RM-9446/4*	AJUSA	50121300
JM0100590/4*	J&RM-9446/4*	ELRING	559.938
JM0100590/4*	J&RM-9446/4*	ELRING	752.991
JM0100590/4*	J&RM-9446/4*	FEL-PRO	HS 9352 PT-1 + CS 8767-1
JM0100590/4*	J&RM-9446/4*	FEL-PRO	HS 9352 PT-2 + CS 8767-1
JM0100590/4*	J&RM-9446/4*	GOETZE	20-26719-00
JM0100590/4*	J&RM-9446/4*	GOETZE	20-26719-01
JM0100590/4*	J&RM-9446/4*	GOETZE	20-28224-00/0
JM0100590/4*	J&RM-9446/4*	O.E.	2091024B00
JM0100590/4*	J&RM-9446/4*	O.E.	20910-24B00
JM0100590/4*	J&RM-9446/4*	O.E.	2091024B01
JM0100590/4*	J&RM-9446/4*	O.E.	20910-24B01
JM0100590/4*	J&RM-9446/4*	O.E.	MD997113
JM0100590/4*	J&RM-9446/4*	O.E.	MD997237
JM0100590/4*	J&RM-9446/4*	O.E.	MD997456
JM0100590/4*	J&RM-9446/4*	O.E.	MD997647
JM0100590/4*	J&RM-9446/4*	O.E.	MD997648
JM0100590/4*	J&RM-9446/4*	PAYEN	GN230
JM0100590/4*	J&RM-9446/4*	PAYEN	GN231
JM0100590/4*	J&RM-9446/4*	PAYEN	GN232
JM0100590/4*	J&RM-9446/4*	PAYEN	GN233
JM0100590/4*	J&RM-9446/4*	PAYEN	GT431
JM0100590/4*	J&RM-9446/4*	VICTOR REINZ	01-52230-01
JM0100590/4*	J&RM-9446/4*	VICTOR REINZ	01-52230-03
JM0100590/4*	J&RM-9446/4*	VICTOR REINZ	FS3675
JM0100590/4*	J&RM-9446/4*	VICTOR REINZ	FS3798W
JM0100590/4*	J&RM-9446/4*	VICTOR REINZ	FS3798X
JM0100600/4*	J&RM-9449/4*	AJUSA	50214900
JM0100610/6*	J&RM-9454/6*	AJUSA	50161000
JM0100620/6*	J&RM-9457/6*	AJUSA	50122200
JM0100620/6*	J&RM-9457/6*	GOETZE	20-28908-00
JM0100620/6*	J&RM-9457/6*	GOETZE	20-28908-00/0
JM0100620/6*	J&RM-9457/6*	O.E.	MD997146
JM0100620/6*	J&RM-9457/6*	O.E.	MD997168
JM0100620/6*	J&RM-9457/6*	PAYEN	GN630
JM0100620/6*	J&RM-9457/6*	PAYEN	GT880
JM0100620/6*	J&RM-9457/6*	VICTOR REINZ	FS5747
JM0100620/6*	J&RM-9457/6*	VICTOR REINZ	FS5747X
JM0100630/4*	J&RM-9459/4*	AJUSA	50139700
JM0100630/4*	J&RM-9459/4*	O.E.	MD971624
JM0100650/4*	J&RM-9461/4*	AJUSA	50122100
JM0100650/4*	J&RM-9461/4*	ELRING	709.000
JM0100650/4*	J&RM-9461/4*	ELRING	709.060
JM0100650/4*	J&RM-9461/4*	GOETZE	20-28847-00
JM0100650/4*	J&RM-9461/4*	PAYEN	GT890
JM0100650/4*	J&RM-9461/4*	VICTOR REINZ	01-52785-01
JM01050/4	J&RM-9183/4	ABR	63510101
JM01050/4	J&RM-9183/4	O.E.	71713696
JM01050/4	J&RM-9183/4	SPAAL	39308CBSC
JM01050/4	J&RM-9183/4	TARANTO	270300
JM0130510/4	J&RM-2301/4	AJUSA	50212200
JM0130510/4	J&RM-2301/4	O.E.	940780130016
JM0130510/4	J&RM-2301/4	O.E.	10101-6S300
JM0140300/4*	J&RM-9074/4*	AJUSA	50104100
JM0140380/6*	J&RM-9471/6*	AJUSA	50087300
JM0140525/6*	J&RM-2213/6*	AJUSA	50222000

TABELA DE CONVERSÃO / CROSS REFERENCE

CÓDIGO MAHLE	CÓDIGO METAL LEVE	CONVERSÕES	
		FABRICANTE	CÓDIGO
JM0140690/4	J&RM-9282/4	AJUSA	50262800
JM0140925/4*	J&RM-9266/4*	AJUSA	50236900
JM0141020/6	J&RM-9412/6	AJUSA	50221900
JM0141040/3	J&RM-9414/3	AJUSA	50169200
JM0141040/3	J&RM-9414/3	O.E.	91175419
JM0141040/3	J&RM-9414/3	O.E.	11400-52811
JM0141040/3	J&RM-9414/3	O.E.	11402-61860
JM0141040/3	J&RM-9414/3	O.E.	11402-61861
JM0141040/3	J&RM-9414/3	O.E.	11402-61862
JM0141040/3	J&RM-9414/3	O.E.	11402-61871
JM0141070/4*	J&RM-9418/4*	AJUSA	50211500
JM0141070/4*	J&RM-9418/4*	O.E.	94858642
JM0141070/4*	J&RM-9418/4*	O.E.	04111-0D020
JM0141070/4*	J&RM-9418/4*	O.E.	04111-0D030
JM0141070/4*	J&RM-9418/4*	O.E.	04111-22040
JM0141100/4*	J&RM-9623/4*	AJUSA	50027300
JM0141100/4*	J&RM-9623/4*	ELRING	591.203
JM0141100/4*	J&RM-9623/4*	ELRING	591.204
JM0141100/4*	J&RM-9623/4*	FEL-PRO	FS 57440
JM0141100/4*	J&RM-9623/4*	GOETZE	20-28127-00
JM0141100/4*	J&RM-9623/4*	GOETZE	20-28127-00/0
JM0141100/4*	J&RM-9623/4*	GOETZE	20-28127-01
JM0141100/4*	J&RM-9623/4*	O.E.	91118404
JM0141100/4*	J&RM-9623/4*	O.E.	11400-80810
JM0141100/4*	J&RM-9623/4*	O.E.	11400-80811
JM0141100/4*	J&RM-9623/4*	O.E.	11400-80812
JM0141100/4*	J&RM-9623/4*	O.E.	11400-80813
JM0141100/4*	J&RM-9623/4*	O.E.	11400-80814
JM0141100/4*	J&RM-9623/4*	O.E.	11400-80815
JM0141100/4*	J&RM-9623/4*	O.E.	11400-80816
JM0141100/4*	J&RM-9623/4*	O.E.	11400-80817
JM0141100/4*	J&RM-9623/4*	O.E.	11400-80818
JM0141100/4*	J&RM-9623/4*	O.E.	11400-80866
JM0141100/4*	J&RM-9623/4*	O.E.	11400-85820
JM0141100/4*	J&RM-9623/4*	O.E.	11400-89815
JM0141100/4*	J&RM-9623/4*	PAYEN	GL390
JM0141100/4*	J&RM-9623/4*	PAYEN	GL391
JM0141100/4*	J&RM-9623/4*	VICTOR REINZ	01-52330-01
JM0141100/4*	J&RM-9623/4*	VICTOR REINZ	01-52330-02
JM0141100/4*	J&RM-9623/4*	VICTOR REINZ	01-52330-03
JM0180210/4	J&RM-9326/4	AJUSA	50222100
JM0180310/4*	J&RM-9368/4*	AJUSA	50243000
JM0180350/4	J&RMR-9329/4	AJUSA	50173200
JM0180410/4*	J&RM-9328/4*	AJUSA	50028600
JM0180410/4*	J&RM-9328/4*	ELRING	581.321
JM0180410/4*	J&RM-9328/4*	VICTOR REINZ	01-26520-01
JM0180420/4*	J&RM-9371/4*	AJUSA	50145100
JM0180530/4	J&RMR-9328/4	AJUSA	50118900
JM0180695/4	J&RMR-9127/4	AJUSA	50220200
JM0181050/6*	J&RM-9617/6*	AJUSA	50145200
JM0181080/4*	J&RM-9619/4*	AJUSA	50157000
JM0181130/4	J&RM-9621/4	AJUSA	50173100
JM0210520/4 C/RET.	J&RM-9722/4 C/RET.	ABR	78310643
JM0210520/4 C/RET.	J&RM-9722/4 C/RET.	AJUSA	50.305.500
JM0210520/4 C/RET.	J&RM-9722/4 C/RET.	SPAAL	605400RML
JM0210520/6 C/RET.	J&RM-9722/6 C/RET.	ABR	78310663
JM0210520/6 C/RET.	J&RM-9722/6 C/RET.	AJUSA	50.321.900
JM0210520/6 C/RET.	J&RM-9722/6 C/RET.	SPAAL	605600RML
JM0210540/6 C/RET.	J&RM-9721/6 C/RET.	ABR	78310593
JM0210540/6 C/RET.	J&RM-9721/6 C/RET.	AJUSA	50.305.700
JM0210540/6 C/RET.	J&RM-9721/6 C/RET.	SPAAL	607600RSC
JM0240100/4*	J&RM-9512/4*	AJUSA	50141500
JM0240100/4*	J&RM-9512/4*	O.E.	5-87810-963
JM0250340/4	J&RM-9468/4	SABÓ	80324FLEXR
JM0250340/4*	J&RM-9468/4*	AJUSA	50263000
JM0250340/4*	J&RM-9468/4*	O.E.	7084970
JM0250400/4	J&RMR-2463/4	SABÓ	80232
JM0250900/4*	J&RM-9479/4*	AJUSA	50178800

Descrição do Produto / Radical MAHLE / Radical Metal Leve: Junta do Coletor de Escape / JA / JA ;
 Junta do Coletor de Admissão / JAA / JAA; Junta do Coletor de Admissão e Escape / JAAE / JAAE;
 Junta do Carter / JAC / JAC; Junta da Tampa de Válvulas / JAV / JAV; Junta da Válvula Termostática / JAVT / JAVT;
 Junta do Cabeçote / JC / J&RC; Jogo de Juntas Inferior do Motor / JI / J&RI; Jogo de Juntas do Motor / JM / J&RM;
 Jogo de Juntas Superior do Motor / JS / J&RS; Jogo de Parafusos do Cabeçote / PF / PF;
 * Itens sob Consulta



CÓDIGO MAHLE	CÓDIGO METAL LEVE	CONVERSÕES	
		FABRICANTE	CÓDIGO
JM0250900/4*	J&RM-9479/4*	ELRING	710.360
JM0250900/4*	J&RM-9479/4*	O.E.	71713032
JM0250900/4*	J&RM-9479/4*	VICTOR REINZ	01-35595-01
JM0251200/4*	J&RM-9452/4*	AJUSA	50117100
JM0251200/4*	J&RM-9452/4*	ELRING	144.370
JM0251200/4*	J&RM-9452/4*	ELRING	144.371
JM0251200/4*	J&RM-9452/4*	ELRING	529.610
JM0251200/4*	J&RM-9452/4*	GOETZE	20-25351-02
JM0251200/4*	J&RM-9452/4*	GOETZE	20-26693-00
JM0251200/4*	J&RM-9452/4*	O.E.	5889087
JM0251200/4*	J&RM-9452/4*	O.E.	5890643
JM0251200/4*	J&RM-9452/4*	O.E.	5891992
JM0251200/4*	J&RM-9452/4*	O.E.	5892409
JM0251200/4*	J&RM-9452/4*	O.E.	5893692
JM0251200/4*	J&RM-9452/4*	PAYEN	GT400
JM0251200/4*	J&RM-9452/4*	PAYEN	GT401
JM0251200/4*	J&RM-9452/4*	SPESSO	112196
JM0251200/4*	J&RM-9452/4*	VICTOR REINZ	01-35590-01
JM0251300/4	J&RM-9456/4	AJUSA	50225100
JM0251300/4	J&RM-9456/4	ELRING	198.910
JM0251300/4	J&RM-9456/4	O.E.	71718853
JM0251500/5*	J&RM-9463/5*	AJUSA	50207100
JM0251500/5*	J&RM-9463/5*	O.E.	71714576
JM0251500/5*	J&RM-9463/5*	PAYEN	GW331
JM0251600/5	J&RM-9493/5	AJUSA	50148400
JM0251600/5	J&RM-9493/5	ELRING	710.490
JM0251600/5	J&RM-9493/5	ELRING	710.491
JM0251600/5	J&RM-9493/5	GOETZE	20-27452-00
JM0251600/5	J&RM-9493/5	GOETZE	20-27452-00/0
JM0251600/5	J&RM-9493/5	O.E.	5894837
JM0251600/5	J&RM-9493/5	O.E.	5894838
JM0251600/5	J&RM-9493/5	PAYEN	GW320
JM0251600/5	J&RM-9493/5	PAYEN	GW321
JM0251600/5	J&RM-9493/5	VICTOR REINZ	01-35615-01
JM0251800/5*	J&RM-9524/5*	AJUSA	50203300
JM0251800/5*	J&RM-9524/5*	ELRING	180.630
JM0251800/5*	J&RM-9524/5*	GOETZE	20-29813-00/0
JM0251800/5*	J&RM-9524/5*	O.E.	71711518
JM0251800/5*	J&RM-9524/5*	PAYEN	FY320
JM0251800/5*	J&RM-9524/5*	VICTOR REINZ	01-35615-01
JM0251900/5*	J&RM-9527/5*	AJUSA	50178900
JM0251900/5*	J&RM-9527/5*	ELRING	198.950
JM0251900/5*	J&RM-9527/5*	GOETZE	20-27452-02/0
JM0251900/5*	J&RM-9527/5*	O.E.	71713676
JM0251900/5*	J&RM-9527/5*	PAYEN	GW322
JM0251900/5*	J&RM-9527/5*	PAYEN	GW722
JM0252100/4	J&RM-9534/4	AJUSA	50179000
JM0252100/4	J&RM-9534/4	ELRING	710.420
JM0252100/4	J&RM-9534/4	PAYEN	GW723
JM0252100/4	J&RM-9534/4	PAYEN	GW724
JM0252100/4	J&RM-9534/4	VICTOR REINZ	01-35600-01
JM0440000/4	J&RM-9126/4	AJUSA	50232700
JM0440020/4 S/ JUNTA CABEÇOTE	J&RM-9358/4 S/ JUNTA CABEÇOTE	AJUSA	51020500
JM0440020/4 S/ JUNTA CABEÇOTE	J&RM-9358/4 S/ JUNTA CABEÇOTE	ELRING	181.270
JM0440020/4 S/ JUNTA CABEÇOTE	J&RM-9358/4 S/ JUNTA CABEÇOTE	O.E.	0197.Z4
JM0440020/4 S/ JUNTA CABEÇOTE	J&RM-9358/4 S/ JUNTA CABEÇOTE	PAYEN	GX390
JM0440020/4 S/ JUNTA CABEÇOTE	J&RM-9358/4 S/ JUNTA CABEÇOTE	PAYEN	GX392
JM0440020/4 S/ JUNTA CABEÇOTE	J&RM-9358/4 S/ JUNTA CABEÇOTE	VICTOR REINZ	01-33951-03
JM0440040/4*	J&RM-9467/4*	AJUSA	50118500
JM0440320/4*	J&RM-9470/4*	AJUSA	50021400
JM0440320/4*	J&RM-9470/4*	ELRING	590.915
JM0440320/4*	J&RM-9470/4*	ELRING	590.916
JM0440320/4*	J&RM-9470/4*	ELRING	590.917
JM0440320/4*	J&RM-9470/4*	GOETZE	20-25203-00
JM0440320/4*	J&RM-9470/4*	GOETZE	20-26859-00
JM0440320/4*	J&RM-9470/4*	GOETZE	22-25198-00/0
JM0440320/4*	J&RM-9470/4*	O.E.	95590822
JM0440320/4*	J&RM-9470/4*	O.E.	95614597

CÓDIGO MAHLE	CÓDIGO METAL LEVE	CONVERSÕES	
		FABRICANTE	CÓDIGO
JM0440320/4*	J&RM-9470/4*	O.E.	0197.42
JM0440320/4*	J&RM-9470/4*	O.E.	0197.55
JM0440320/4*	J&RM-9470/4*	O.E.	0197.89
JM0440320/4*	J&RM-9470/4*	PAYEN	GL650
JM0440320/4*	J&RM-9470/4*	SPESSO	212088
JM0440320/4*	J&RM-9470/4*	VICTOR REINZ	01-25415-02
JM0440320/4*	J&RM-9470/4*	VICTOR REINZ	01-25415-03
JM0440320/4*	J&RM-9470/4*	VICTOR REINZ	01-25415-04
JM0440330/4*	J&RM-9485/4*	AJUSA	50144000
JM0440350/4*	J&RM-9482/4*	AJUSA	50144300
JM0440350/4*	J&RM-9482/4*	O.E.	0197.V5
JM0440360/4* S/ JUNTA CABEÇOTE	J&RM-9453/4* S/ JUNTA CABEÇOTE	AJUSA	51013300
JM0440360/4* S/ JUNTA CABEÇOTE	J&RM-9453/4* S/ JUNTA CABEÇOTE	O.E.	9569752880
JM0440360/4* S/ JUNTA CABEÇOTE	J&RM-9453/4* S/ JUNTA CABEÇOTE	O.E.	0197.X4
JM0440360/4* S/ JUNTA CABEÇOTE	J&RM-9453/4* S/ JUNTA CABEÇOTE	VICTOR REINZ	01-34398-01
JM0440710/4* S/ JUNTA CABEÇOTE	J&RM-9464/4* S/ JUNTA CABEÇOTE	AJUSA	51017700
JM0440710/4* S/ JUNTA CABEÇOTE	J&RM-9464/4* S/ JUNTA CABEÇOTE	O.E.	0197.X4
JM0440710/4* S/ JUNTA CABEÇOTE	J&RM-9464/4* S/ JUNTA CABEÇOTE	O.E.	11162-67G00
JM0440710/4* S/ JUNTA CABEÇOTE	J&RM-9464/4* S/ JUNTA CABEÇOTE	VICTOR REINZ	01-31398-01
JM0440730/4*	J&RM-9499/4*	AJUSA	50144700
JM0440730/4*	J&RM-9499/4*	O.E.	0197.H2
JM0440760/4*	J&RM-9477/4*	AJUSA	50038700
JM0440760/4*	J&RM-9477/4*	GOETZE	20-26853-00
JM0440760/4*	J&RM-9477/4*	O.E.	0197-A6+0209-89
JM0440770/4*	J&RM-9481/4*	AJUSA	50178600
JM0440790/4*	J&RM-9483/4*	AJUSA	50102200
JM0440790/4*	J&RM-9483/4*	O.E.	95650748
JM0440790/4*	J&RM-9483/4*	O.E.	95650948
JM0440800/4*	J&RM-9484/4*	AJUSA	50108900
JM0440810/4*	J&RM-9480/4*	AJUSA	50118600
JM0440810/4*	J&RM-9480/4*	VICTOR REINZ	01-35565-01
JM0440820/4*	J&RM-9488/4*	AJUSA	50118700
JM0440820/4*	J&RM-9488/4*	O.E.	0197.F1
JM0440840/4*	J&RM-9490/4*	AJUSA	50144400
JM0440840/4*	J&RM-9490/4*	O.E.	0197.V2
JM0440860/4*	J&RM-9390/4*	AJUSA	50178400
JM0440865/4*	J&RM-9391/4*	AJUSA	50178700
JM0440880/4	J&RM-9507/4	AJUSA	50171800
JM0440880/4	J&RM-9507/4	O.E.	0197.W2
JM0440890/4	J&RM-9508/4	AJUSA	50171700
JM0440890/4	J&RM-9508/4	O.E.	0197.X7
JM0440910/4	J&RM-9510/4	AJUSA	50038800
JM0440910/4	J&RM-9510/4	O.E.	0197-A6+0209-91
JM0440910/4	J&RM-9510/4	SPESSO	212165
JM0440910/4	J&RM-9510/4	SPESSO	212165/1
JM0480330/4*	J&RM-9214/4*	AJUSA	50012600
JM0480330/4*	J&RM-9214/4*	ELRING	107.158
JM0480330/4*	J&RM-9214/4*	ELRING	892.513
JM0480330/4*	J&RM-9214/4*	FEL-PRO	FS 8157 B
JM0480330/4*	J&RM-9214/4*	GOETZE	20-24065-00
JM0480330/4*	J&RM-9214/4*	GOETZE	20-24065-01
JM0480330/4*	J&RM-9214/4*	GOETZE	20-24065-01/0
JM0480330/4*	J&RM-9214/4*	O.E.	6160104821
JM0480330/4*	J&RM-9214/4*	PAYEN	GC790
JM0480330/4*	J&RM-9214/4*	VICTOR REINZ	01-24110-01
JM0480330/4*	J&RM-9214/4*	VICTOR REINZ	01-24110-03
JM0480330/4*	J&RM-9214/4*	VICTOR REINZ	FS3963
JM0480720/4*	J&RM-9565/4*	AJUSA	50186500
JM0480860/4*	J&RM-9561/4*	AJUSA	50081100
JM0480860/4*	J&RM-9561/4*	ELRING	164.171
JM0480870/4*	J&RM-9560/4*	AJUSA	50080100
JM0480870/4*	J&RM-9560/4*	GOETZE	20-26005-01
JM0480870/4*	J&RM-9560/4*	VICTOR REINZ	01-25225-04
JM0481020/4*	J&RM-9581/4*	AJUSA	50231900
JM0481050/6*	J&RM-9582/6*	AJUSA	50143200
JM0481050/6*	J&RM-9582/6*	ELRING	633.580
JM0481050/6*	J&RM-9582/6*	VICTOR REINZ	01-28975-02
JM0510720/4*	J&RM-9476/4*	AJUSA	50142500

Descrição do Produto / Radical MAHLE / Radical Metal Leve: Junta do Coletor de Escape / JA / JA ;
 Junta do Coletor de Admissão / JAA / JAA; Junta do Coletor de Admissão e Escape / JAAE / JAAE;
 Junta do Carter / JAC / JAC; Junta da Tampa de Válvulas / JAV / JAV; Junta da Válvula Termostática / JAVT / JAVT;
 Junta do Cabeçote / JC / J&RC; Jogo de Juntas Inferior do Motor / JI / J&RI; Jogo de Juntas do Motor / JM / J&RM;
 Jogo de Juntas Superior do Motor / JS / J&RS; Jogo de Parafusos do Cabeçote / PF / PF;
 * Itens sob Consulta

CÓDIGO MAHLE	CÓDIGO METAL LEVE	CONVERSÕES	
		FABRICANTE	CÓDIGO
JM0510750/4*	J&RM-9497/4*	AJUSA	50248200
JM0510760/4*	J&RM-9498/4*	AJUSA	50142600
JM0510760/4*	J&RM-9498/4*	PAYEN	GV830
JM0510780/4*	J&RM-9500/4*	AJUSA	50141700
JM0510780/4*	J&RM-9500/4*	O.E.	5-87810-977
JM0571050/4*	J&RM-9589/4*	AJUSA	50189400
JM0590010/4* S/ JUNTA CABEÇOTE	J&RM-9357/4* S/ JUNTA CABEÇOTE	AJUSA	51013500
JM0590010/4* S/ JUNTA CABEÇOTE	J&RM-9357/4* S/ JUNTA CABEÇOTE	O.E.	1606038
JM0590010/4* S/ JUNTA CABEÇOTE	J&RM-9357/4* S/ JUNTA CABEÇOTE	O.E.	1669932
JM0590010/4* S/ JUNTA CABEÇOTE	J&RM-9357/4* S/ JUNTA CABEÇOTE	O.E.	V95DD6008AA
JM0590010/4* S/ JUNTA CABEÇOTE	J&RM-9357/4* S/ JUNTA CABEÇOTE	PAYEN	GK572
JM0590010/4* S/ JUNTA CABEÇOTE	J&RM-9357/4* S/ JUNTA CABEÇOTE	PAYEN	GK573
JM0590100/4	J&RMR-9226/4	AJUSA	50175400
JM0590100/4	J&RMR-9226/4	O.E.	10101-00QAA
JM0590190/4*	J&RM-9361/4*	AJUSA	50172400
JM0590560/4*	J&RM-9192/4*	AJUSA	50213400
JM0590910/4	J&RM-9210/4	AJUSA	50157500
JM0591110/4*	J&RM-9165/4*	AJUSA	50172500
JM0591130/4*	J&RM-9455/4*	AJUSA	50221800
JM0591140/4*	J&RM-9514/4*	AJUSA	50236200
JM0591170/6*	J&RM-9530/6*	AJUSA	50041300
JM0591190/4*	J&RM-9538/4*	AJUSA	50132900
JM0591190/4*	J&RM-9538/4*	ELRING	706.980
JM0591190/4*	J&RM-9538/4*	FEL-PRO	HS 9717 PT + CS 9696
JM0591190/4*	J&RM-9538/4*	GOETZE	20-28007-00
JM0591190/4*	J&RM-9538/4*	GOETZE	20-28007-00/0
JM0591190/4*	J&RM-9538/4*	O.E.	8CB3-10-271
JM0591190/4*	J&RM-9538/4*	O.E.	8CBA-10-271
JM0591190/4*	J&RM-9538/4*	O.E.	8CBA-10-271A
JM0591190/4*	J&RM-9538/4*	O.E.	8CBA-10-271B
JM0591190/4*	J&RM-9538/4*	PAYEN	GS950
JM0591190/4*	J&RM-9538/4*	VICTOR REINZ	01-53125-01
JM0591190/4*	J&RM-9538/4*	VICTOR REINZ	FS5878
JM0591300/4*	J&RM-9564/4*	AJUSA	50162000
JM0591301/4*	J&RM-9566/4*	AJUSA	50186300
JM0591302/4*	J&RM-9569/4*	AJUSA	50162100
JM0591320/4*	J&RM-9586/4*	AJUSA	50235500
JM0591320/4*	J&RM-9586/4*	O.E.	8LG1-10-271
JM0591330/4*	J&RM-9593/4*	AJUSA	50143100
JM0591340/4* S/ JUNTA CABEÇOTE	J&RM-9599/4* S/ JUNTA CABEÇOTE	AJUSA	51008000
JM0591340/4* S/ JUNTA CABEÇOTE	J&RM-9599/4* S/ JUNTA CABEÇOTE	ELRING	071.350
JM0591340/4* S/ JUNTA CABEÇOTE	J&RM-9599/4* S/ JUNTA CABEÇOTE	GOETZE	20-28265-00
JM0591340/4* S/ JUNTA CABEÇOTE	J&RM-9599/4* S/ JUNTA CABEÇOTE	GOETZE	20-28265-00/0
JM0591340/4* S/ JUNTA CABEÇOTE	J&RM-9599/4* S/ JUNTA CABEÇOTE	GOETZE	20-28888-00
JM0591340/4* S/ JUNTA CABEÇOTE	J&RM-9599/4* S/ JUNTA CABEÇOTE	O.E.	10101-3S926
JM0591340/4* S/ JUNTA CABEÇOTE	J&RM-9599/4* S/ JUNTA CABEÇOTE	O.E.	10101-43G28
JM0591340/4* S/ JUNTA CABEÇOTE	J&RM-9599/4* S/ JUNTA CABEÇOTE	O.E.	10101-43G85
JM0591340/4* S/ JUNTA CABEÇOTE	J&RM-9599/4* S/ JUNTA CABEÇOTE	O.E.	10101-7F425
JM0591340/4* S/ JUNTA CABEÇOTE	J&RM-9599/4* S/ JUNTA CABEÇOTE	O.E.	10101-D9791
JM0591340/4* S/ JUNTA CABEÇOTE	J&RM-9599/4* S/ JUNTA CABEÇOTE	PAYEN	GS180
JM0591340/4* S/ JUNTA CABEÇOTE	J&RM-9599/4* S/ JUNTA CABEÇOTE	PAYEN	GS200
JM0591340/4* S/ JUNTA CABEÇOTE	J&RM-9599/4* S/ JUNTA CABEÇOTE	PAYEN	GS760
JM0591340/4* S/ JUNTA CABEÇOTE	J&RM-9599/4* S/ JUNTA CABEÇOTE	PAYEN	GW540
JM0591340/4* S/ JUNTA CABEÇOTE	J&RM-9599/4* S/ JUNTA CABEÇOTE	VICTOR REINZ	01-52763-01
JM0591400/4*	J&RM-9570/4*	AJUSA	50163000
JM0591400/4*	J&RM-9570/4*	PAYEN	FA5130
JM0591400/4*	J&RM-9570/4*	VICTOR REINZ	01-53065-01
JM0630010/4 S/ JUNTA CABEÇOTE	J&RM-9101/4 S/ JUNTA CABEÇOTE	AJUSA	51009400
JM0630010/4 S/ JUNTA CABEÇOTE	J&RM-9101/4 S/ JUNTA CABEÇOTE	ELRING	152.770
JM0630010/4 S/ JUNTA CABEÇOTE	J&RM-9101/4 S/ JUNTA CABEÇOTE	GOETZE	20-28840-00
JM0630010/4 S/ JUNTA CABEÇOTE	J&RM-9101/4 S/ JUNTA CABEÇOTE	GOETZE	20-28840-00/0
JM0630010/4 S/ JUNTA CABEÇOTE	J&RM-9101/4 S/ JUNTA CABEÇOTE	O.E.	04111-54080
JM0630010/4 S/ JUNTA CABEÇOTE	J&RM-9101/4 S/ JUNTA CABEÇOTE	O.E.	04111-54081
JM0630010/4 S/ JUNTA CABEÇOTE	J&RM-9101/4 S/ JUNTA CABEÇOTE	O.E.	04111-54082
JM0630010/4 S/ JUNTA CABEÇOTE	J&RM-9101/4 S/ JUNTA CABEÇOTE	O.E.	04111-54083
JM0630010/4 S/ JUNTA CABEÇOTE	J&RM-9101/4 S/ JUNTA CABEÇOTE	O.E.	04111-54084
JM0630010/4 S/ JUNTA CABEÇOTE	J&RM-9101/4 S/ JUNTA CABEÇOTE	O.E.	04111-54085
JM0630010/4 S/ JUNTA CABEÇOTE	J&RM-9101/4 S/ JUNTA CABEÇOTE	O.E.	04111-54094

TABELA DE CONVERSÃO / CROSS REFERENCE

CÓDIGO MAHLE	CÓDIGO METAL LEVE	CONVERSÕES	
		FABRICANTE	CÓDIGO
JM0630010/4 S/ JUNTA CABEÇOTE	J&RM-9101/4 S/ JUNTA CABEÇOTE	O.E.	04111-54095
JM0630010/4 S/ JUNTA CABEÇOTE	J&RM-9101/4 S/ JUNTA CABEÇOTE	O.E.	04111-54190
JM0630010/4 S/ JUNTA CABEÇOTE	J&RM-9101/4 S/ JUNTA CABEÇOTE	O.E.	04111-54220
JM0630010/4 S/ JUNTA CABEÇOTE	J&RM-9101/4 S/ JUNTA CABEÇOTE	O.E.	04111-54240
JM0630010/4 S/ JUNTA CABEÇOTE	J&RM-9101/4 S/ JUNTA CABEÇOTE	O.E.	04111-54260
JM0630010/4 S/ JUNTA CABEÇOTE	J&RM-9101/4 S/ JUNTA CABEÇOTE	O.E.	04111-54261
JM0630010/4 S/ JUNTA CABEÇOTE	J&RM-9101/4 S/ JUNTA CABEÇOTE	O.E.	04111-54321
JM0630010/4 S/ JUNTA CABEÇOTE	J&RM-9101/4 S/ JUNTA CABEÇOTE	PAYEN	FY800
JM0630010/4 S/ JUNTA CABEÇOTE	J&RM-9101/4 S/ JUNTA CABEÇOTE	PAYEN	GW801
JM0630010/4 S/ JUNTA CABEÇOTE	J&RM-9101/4 S/ JUNTA CABEÇOTE	PAYEN	GW950
JM0630010/4 S/ JUNTA CABEÇOTE	J&RM-9101/4 S/ JUNTA CABEÇOTE	VICTOR REINZ	01-52750-01
JM0630060/4* S/ JUNTA CABEÇOTE	J&RM-9317/4* S/ JUNTA CABEÇOTE	AJUSA	51028500
JM0630060/4* S/ JUNTA CABEÇOTE	J&RM-9317/4* S/ JUNTA CABEÇOTE	O.E.	04111-0L080
JM0630060/4* S/ JUNTA CABEÇOTE	J&RM-9317/4* S/ JUNTA CABEÇOTE	O.E.	04111-0L100
JM0630720/4* S/ JUNTA CABEÇOTE	J&RM-9321/4* S/ JUNTA CABEÇOTE	AJUSA	51012600
JM0630720/4* S/ JUNTA CABEÇOTE	J&RM-9321/4* S/ JUNTA CABEÇOTE	GOETZE	20-28096-01
JM0630720/4* S/ JUNTA CABEÇOTE	J&RM-9321/4* S/ JUNTA CABEÇOTE	GOETZE	20-28108-00
JM0630720/4* S/ JUNTA CABEÇOTE	J&RM-9321/4* S/ JUNTA CABEÇOTE	GOETZE	20-28108-00/0
JM0630720/4* S/ JUNTA CABEÇOTE	J&RM-9321/4* S/ JUNTA CABEÇOTE	O.E.	04111-56050
JM0630720/4* S/ JUNTA CABEÇOTE	J&RM-9321/4* S/ JUNTA CABEÇOTE	O.E.	04111-56051
JM0630720/4* S/ JUNTA CABEÇOTE	J&RM-9321/4* S/ JUNTA CABEÇOTE	O.E.	04111-56070
JM0630720/4* S/ JUNTA CABEÇOTE	J&RM-9321/4* S/ JUNTA CABEÇOTE	O.E.	04111-58070
JM0630720/4* S/ JUNTA CABEÇOTE	J&RM-9321/4* S/ JUNTA CABEÇOTE	PAYEN	GV620
JM0630720/4* S/ JUNTA CABEÇOTE	J&RM-9321/4* S/ JUNTA CABEÇOTE	VICTOR REINZ	01-52988-01
JM0631200/4* S/ JUNTA CABEÇOTE	J&RM-9567/4* S/ JUNTA CABEÇOTE	AJUSA	51012500
JM0631200/4* S/ JUNTA CABEÇOTE	J&RM-9567/4* S/ JUNTA CABEÇOTE	GOETZE	20-28840-00/0
JM0631200/4* S/ JUNTA CABEÇOTE	J&RM-9567/4* S/ JUNTA CABEÇOTE	O.E.	04111-54103
JM0631200/4* S/ JUNTA CABEÇOTE	J&RM-9567/4* S/ JUNTA CABEÇOTE	O.E.	04111-54104
JM0631200/4* S/ JUNTA CABEÇOTE	J&RM-9567/4* S/ JUNTA CABEÇOTE	O.E.	04111-54200
JM0631200/4* S/ JUNTA CABEÇOTE	J&RM-9567/4* S/ JUNTA CABEÇOTE	O.E.	04111-54250
JM0631200/4* S/ JUNTA CABEÇOTE	J&RM-9567/4* S/ JUNTA CABEÇOTE	O.E.	04111-54251
JM0631200/4* S/ JUNTA CABEÇOTE	J&RM-9567/4* S/ JUNTA CABEÇOTE	O.E.	04111-54270
JM0631200/4* S/ JUNTA CABEÇOTE	J&RM-9567/4* S/ JUNTA CABEÇOTE	O.E.	04111-54271
JM0631200/4* S/ JUNTA CABEÇOTE	J&RM-9567/4* S/ JUNTA CABEÇOTE	PAYEN	GW800
JM0631200/4* S/ JUNTA CABEÇOTE	J&RM-9567/4* S/ JUNTA CABEÇOTE	VICTOR REINZ	01-52750-02
JM0631300/4*	J&RM-9568/4*	AJUSA	50126200
JM0631300/4*	J&RM-9568/4*	ELRING	707.890
JM0631300/4*	J&RM-9568/4*	FEL-PRO	HS 9861 PT + CS 9861
JM0631300/4*	J&RM-9568/4*	GOETZE	20-28103-00
JM0631300/4*	J&RM-9568/4*	GOETZE	20-28103-00/0
JM0631300/4*	J&RM-9568/4*	O.E.	04111-74140
JM0631300/4*	J&RM-9568/4*	O.E.	04111-74210
JM0631300/4*	J&RM-9568/4*	O.E.	04111-74211
JM0631300/4*	J&RM-9568/4*	O.E.	04111-74300
JM0631300/4*	J&RM-9568/4*	O.E.	04111-74310
JM0631300/4*	J&RM-9568/4*	O.E.	04111-74370
JM0631300/4*	J&RM-9568/4*	O.E.	04111-74372
JM0631300/4*	J&RM-9568/4*	O.E.	04111-74510
JM0631300/4*	J&RM-9568/4*	O.E.	04111-74620
JM0631300/4*	J&RM-9568/4*	PAYEN	GS970
JM0631300/4*	J&RM-9568/4*	VICTOR REINZ	01-52855-01
JM0631300/4*	J&RM-9568/4*	VICTOR REINZ	FS4920
JM0631500/4*	J&RM-9570/4*	AJUSA	50136900
JM0631500/4*	J&RM-9570/4*	ELRING	708.000
JM0631500/4*	J&RM-9570/4*	FEL-PRO	HS 9831 PT + CS 9831
JM0631500/4*	J&RM-9570/4*	GOETZE	20-28102-00
JM0631500/4*	J&RM-9570/4*	GOETZE	20-28102-00/0
JM0631500/4*	J&RM-9570/4*	O.E.	04111-76070
JM0631500/4*	J&RM-9570/4*	O.E.	04111-76071
JM0631500/4*	J&RM-9570/4*	O.E.	04111-76080
JM0631500/4*	J&RM-9570/4*	PAYEN	GS870
JM0631500/4*	J&RM-9570/4*	VICTOR REINZ	01-52850-01
JM0631700/4*	J&RM-9572/4*	AJUSA	50137000
JM0631700/4*	J&RM-9572/4*	O.E.	04111-75051
JM0631700/4*	J&RM-9572/4*	O.E.	04111-75070
JM0631700/4*	J&RM-9572/4*	O.E.	04111-75090
JM0631700/4*	J&RM-9572/4*	O.E.	04111-75092
JM0631700/4*	J&RM-9572/4*	O.E.	04111-75100

Descrição do Produto / Radical MAHLE / Radical Metal Leve: Junta do Coletor de Escape / JA / JA ;
 Junta do Coletor de Admissão / JAA / JAA; Junta do Coletor de Admissão e Escape / JAAE / JAAE;
 Junta do Câter / JAC / JAC; Junta da Tampa de Válvulas / JAV / JAV; Junta da Válvula Termostática / JAVT / JAVT;
 Junta do Cabeçote / JC / J&RC; Jogo de Juntas Inferior do Motor / JI / J&RI; Jogo de Juntas do Motor / JM / J&RM;
 Jogo de Juntas Superior do Motor / JS / J&RS; Jogo de Parafusos do Cabeçote / PF / PF;
 * Itens sob Consulta



CÓDIGO MAHLE	CÓDIGO METAL LEVE	CONVERSÕES	
		FABRICANTE	CÓDIGO
JM0631700/4*	J&RM-9572/4*	O.E.	04111-75101
JM0631700/4*	J&RM-9572/4*	O.E.	04111-75102
JM0631700/4*	J&RM-9572/4*	O.E.	04111-75112
JM0631700/4*	J&RM-9572/4*	O.E.	04111-75171
JM0631700/4*	J&RM-9572/4*	O.E.	04111-75180
JM0631700/4*	J&RM-9572/4*	O.E.	04111-75181
JM0631700/4*	J&RM-9572/4*	O.E.	04111-75182
JM0631800/6*	J&RM-9573/6*	AJUSA	50137300
JM0631800/6*	J&RM-9573/6*	GOETZE	20-28851-00
JM0631800/6*	J&RM-9573/6*	O.E.	04111-62080
JM0631800/6*	J&RM-9573/6*	O.E.	04111-62100
JM0632000/4*	J&RM-9577/4*	AJUSA	50208000
JM0632000/4*	J&RM-9577/4*	O.E.	04111-0H061
JM0632000/4*	J&RM-9577/4*	O.E.	04111-28071
JM0632000/4*	J&RM-9577/4*	O.E.	04111-28074
JM0632000/4*	J&RM-9577/4*	O.E.	04111-28120
JM0632000/4*	J&RM-9577/4*	O.E.	04111-28123
JM0632000/4*	J&RM-9577/4*	O.E.	04111-28680
JM0632200/6*	J&RM-9583/6*	AJUSA	50137400
JM0632200/6*	J&RM-9583/6*	GOETZE	20-28832-00
JM0632200/6*	J&RM-9583/6*	O.E.	04111-07010
JM0632200/6*	J&RM-9583/6*	O.E.	04111-20040
JM0632200/6*	J&RM-9583/6*	O.E.	04111-20071
JM0632200/6*	J&RM-9583/6*	O.E.	04111-20072
JM0632200/6*	J&RM-9583/6*	O.E.	04111-20080
JM0632200/6*	J&RM-9583/6*	O.E.	04111-20081
JM0632300/4*	J&RM-9587/4*	AJUSA	50099300
JM0632300/4*	J&RM-9587/4*	FEL-PRO	HS 8807 PT-2 + CS 8807-1
JM0632300/4*	J&RM-9587/4*	FEL-PRO	KS 2807
JM0632300/4*	J&RM-9587/4*	GOETZE	20-28075-02
JM0632300/4*	J&RM-9587/4*	GOETZE	20-28075-02/0
JM0632300/4*	J&RM-9587/4*	GOETZE	20-28081-00
JM0632300/4*	J&RM-9587/4*	GOETZE	20-28081-02
JM0632300/4*	J&RM-9587/4*	GOETZE	20-28843-00
JM0632300/4*	J&RM-9587/4*	O.E.	04111-35051
JM0632300/4*	J&RM-9587/4*	O.E.	04111-35052
JM0632300/4*	J&RM-9587/4*	O.E.	04111-35060
JM0632300/4*	J&RM-9587/4*	O.E.	04111-35070
JM0632300/4*	J&RM-9587/4*	O.E.	04111-35110
JM0632300/4*	J&RM-9587/4*	O.E.	04111-35120
JM0632300/4*	J&RM-9587/4*	O.E.	04111-35150
JM0632300/4*	J&RM-9587/4*	O.E.	04111-35151
JM0632300/4*	J&RM-9587/4*	O.E.	04111-35152
JM0632300/4*	J&RM-9587/4*	O.E.	04111-35160
JM0632300/4*	J&RM-9587/4*	O.E.	04111-35161
JM0632300/4*	J&RM-9587/4*	O.E.	04111-35162
JM0632300/4*	J&RM-9587/4*	O.E.	04111-35360
JM0632300/4*	J&RM-9587/4*	O.E.	04111-36060
JM0632300/4*	J&RM-9587/4*	O.E.	04111-36070
JM0632300/4*	J&RM-9587/4*	PAYEN	GJ662
JM0632300/4*	J&RM-9587/4*	PAYEN	GM881
JM0632300/4*	J&RM-9587/4*	PAYEN	GM885
JM0632300/4*	J&RM-9587/4*	VICTOR REINZ	01-52605-01
JM0632300/4*	J&RM-9587/4*	VICTOR REINZ	FS5707
JM0632300/4*	J&RM-9587/4*	VICTOR REINZ	FS5707W
JM0632300/4*	J&RM-9587/4*	VICTOR REINZ	FS5707Y
JM0700080/4	J&RM-9355/4	AJUSA	50152900
JM0700140/4*	J&RM-9356/4*	AJUSA	50153500
JM0700140/4*	J&RM-9356/4*	GOETZE	22-28897-01
JM0700630/4*	J&RM-9298/4*	AJUSA	50247100
JM0701000/4*	J&RM-9375/4*	AJUSA	50114300
JM0701010/4*	J&RM-9376/4*	AJUSA	50176600
JM0701030/6*	J&RM-9378/6*	AJUSA	50258300
JM0701040/6*	J&RM-9379/6*	AJUSA	50228800
JM0701060/4*	J&RM-9381/4*	AJUSA	50153600
JM0701070/4*	J&RM-9382/4*	AJUSA	50201800
JM0701130/4	J&RM-9388/4	AJUSA	50158600
JM0701150/5* S/ JUNTA CABEÇOTE	J&RM-9392/5* S/ JUNTA CABEÇOTE	AJUSA	51008400

CÓDIGO MAHLE	CÓDIGO METAL LEVE	CONVERSÕES	
		FABRICANTE	CÓDIGO
JM0701160/4*	J&RM-9588/4*	AJUSA	50195900
JM0701170/4*	J&RM-9594/4*	AJUSA	50176400
JM0701180/4	J&RM-9597/4	AJUSA	50176300
JM0701190/4*	J&RM-9601/4*	AJUSA	50176500
JM0701200/4*	J&RM-9602/4*	AJUSA	50247400
JM0701210/4*	J&RM-9605/4*	AJUSA	50264900
JM0701220/4	J&RM-9608/4	AJUSA	50248800
JM0701230/4	J&RM-9611/4	AJUSA	50248900
JM0720030/4*	J&RM-9354/4*	AJUSA	50163200
JM0720030/4*	J&RM-9354/4*	O.E.	11401-78852
JM0720030/4*	J&RM-9354/4*	PAYEN	FG5130
JM0720160/4*	J&RM-9432/4*	AJUSA	50163400
JM0720160/4*	J&RM-9432/4*	O.E.	0K01610270
JM0720160/4*	J&RM-9432/4*	O.E.	0K01C10270
JM0720160/4*	J&RM-9432/4*	O.E.	0K01C10270A
JM0720160/4*	J&RM-9432/4*	O.E.	0K01C-10-270A
JM0720160/4*	J&RM-9432/4*	PAYEN	GR850
JM0720600/4	J&RM-9487/4	AJUSA	50185100
JM0720600/4	J&RM-9487/4	O.E.	AA10010235
JM08020/4 C/RET.	J&RMR-9323/4 C/RET.	ABR	75710101
JM08020/4 C/RET.	J&RMR-9323/4 C/RET.	ELRING	920.134
JM08020/4 C/RET.	J&RMR-9323/4 C/RET.	O.E.	11400-60851/2
JM08030/4 C/RET.	J&RMR-9324/4 C/RET.	ABR	75710121
JM08030/4 C/RET.	J&RMR-9324/4 C/RET.	O.E.	11400-58827/8
JM08040/4 C/RET.	J&RMR-9325/4 C/RET.	ABR	75710112
JM08040/4 C/RET.	J&RMR-9325/4 C/RET.	O.E.	11400-77864
JM1210020/6*	J&RM-9529/6*	AJUSA	50160400
JM1210020/6*	J&RM-9529/6*	FEL-PRO	HS 9076 PT-2 + CS 8169-3
JM13000/3 C/RET.	J&RM-910/3 C/RET.	ABR	74311201
JM13000/3 C/RET.	J&RM-910/3 C/RET.	ELRING	305.110
JM13000/3 C/RET.	J&RM-910/3 C/RET.	O.E.	922500130207
JM13000/3 C/RET.	J&RM-910/3 C/RET.	SABÓ	71606EFPD
JM13000/3 C/RET.	J&RM-910/3 C/RET.	SPAAL	71606ORSC
JM13000/3 C/RET.	J&RM-910/3 C/RET.	TARANTO	320800-R
JM13000/4 C/RET.	J&RM-910/4 C/RET.	ABR	74311211
JM13000/4 C/RET.	J&RM-910/4 C/RET.	ELRING	305.120
JM13000/4 C/RET.	J&RM-910/4 C/RET.	O.E.	922500130217
JM13000/4 C/RET.	J&RM-910/4 C/RET.	SABÓ	71706EFPD
JM13000/4 C/RET.	J&RM-910/4 C/RET.	SPAAL	71706ORSC
JM13000/4 C/RET.	J&RM-910/4 C/RET.	TARANTO	440000-R
JM13000/6	J&RM-910/6	ABR	64416511
JM13000/6	J&RM-910/6	SPAAL	71807CBSC
JM13250/4 C/RET.	J&RM-1076/4 C/RET.	ABR	74311871
JM13250/4 C/RET.	J&RM-1076/4 C/RET.	ELRING	291.870
JM13250/4 C/RET.	J&RM-1076/4 C/RET.	O.E.	922600130277
JM13250/4 C/RET.	J&RM-1076/4 C/RET.	SABÓ	71906EFPD
JM13250/4 C/RET.	J&RM-1076/4 C/RET.	SPAAL	71206ORSC
JM13250/4 C/RET.	J&RM-1076/4 C/RET.	TARANTO	320400-R
JM13500/6 C/RET.	J&RM-2157/6 C/RET.	ABR	74315093
JM13500/6 C/RET.	J&RM-2157/6 C/RET.	O.E.	960780130026
JM13500/6 C/RET.	J&RM-2157/6 C/RET.	SPAAL	71005ORSC
JM13500/6 C/RET.	J&RM-2157/6 C/RET.	TARANTO	330600-R
JM13510/4 C/RET.	J&RM-2301/4 C/RET.	ABR	74315083
JM13510/4 C/RET.	J&RM-2301/4 C/RET.	ELRING	600.850
JM13510/4 C/RET.	J&RM-2301/4 C/RET.	O.E.	940780130106/940780130036
JM13510/4 C/RET.	J&RM-2301/4 C/RET.	SABÓ	80350
JM13510/4 C/RET.	J&RM-2301/4 C/RET.	SPAAL	71004ORSC
JM13510/4 C/RET.	J&RM-2301/4 C/RET.	TARANTO	330500-R
JM13600/3 C/RET.	J&RM-2180/3 C/RET.	ABR	74314151
JM13600/3 C/RET.	J&RM-2180/3 C/RET.	ELRING	305.260
JM13600/3 C/RET.	J&RM-2180/3 C/RET.	O.E.	922900130297
JM13600/3 C/RET.	J&RM-2180/3 C/RET.	SABÓ	71607EFPD
JM13600/3 C/RET.	J&RM-2180/3 C/RET.	SPAAL	71108ORSC
JM13600/3 C/RET.	J&RM-2180/3 C/RET.	TARANTO	330800-R
JM13600/4 C/RET.	J&RM-2180/4 C/RET.	ABR	74314181
JM13600/4 C/RET.	J&RM-2180/4 C/RET.	ELRING	291.930
JM13600/4 C/RET.	J&RM-2180/4 C/RET.	O.E.	922900130327/922900134317
JM13600/4 C/RET.	J&RM-2180/4 C/RET.	SABÓ	71206EFPD

Descrição do Produto / Radical MAHLE / Radical Metal Leve: Junta do Coletor de Escape / JA / JA ;
 Junta do Coletor de Admissão / JAA / JAA; Junta do Coletor de Admissão e Escape / JAAE / JAAE;
 Junta do Carter / JAC / JAC; Junta da Tampa de Válvulas / JAV / JAV; Junta da Válvula Termostática / JAVT / JAVT;
 Junta do Cabeçote / JC / J&RC; Jogo de Juntas Inferior do Motor / JI / J&RI; Jogo de Juntas do Motor / JM / J&RM;
 Jogo de Juntas Superior do Motor / JS / J&RS; Jogo de Parafusos do Cabeçote / PF / PF;
 * Itens sob Consulta

CÓDIGO MAHLE	CÓDIGO METAL LEVE	CONVERSÕES	
		FABRICANTE	CÓDIGO
JM13600/4 C/RET.	J&RM-2180/4 C/RET.	SPAAL	71107ORSC
JM13600/4 C/RET.	J&RM-2180/4 C/RET.	TARANTO	310400-R
JM13600/6 C/RET.	J&RM-2180/6 C/RET.	ABR	74313781
JM13600/6 C/RET.	J&RM-2180/6 C/RET.	ELRING	305.090
JM13600/6 C/RET.	J&RM-2180/6 C/RET.	O.E.	922900130337
JM13600/6 C/RET.	J&RM-2180/6 C/RET.	SABÓ	71106EFPSD
JM13600/6 C/RET.	J&RM-2180/6 C/RET.	SPAAL	71106ORSC
JM13600/6 C/RET.	J&RM-2180/6 C/RET.	TARANTO	310500-R
JM13602/4 C/RET.	J&RM-1464/4 C/RET.	ABR	74414511
JM13602/4 C/RET.	J&RM-1464/4 C/RET.	O.E.	143901
JM13602/4 C/RET.	J&RM-1464/4 C/RET.	SPAAL	71110ORSC
JM13602/6 C/RET.	J&RM-1464/6 C/RET.	ABR	74414501
JM13602/6 C/RET.	J&RM-1464/6 C/RET.	O.E.	142881
JM13602/6 C/RET.	J&RM-1464/6 C/RET.	SPAAL	71116ORSC
JM13700/4 C/RET.	J&RM-1950/4 C/RET.	ABR	74414543
JM13700/4 C/RET.	J&RM-1950/4 C/RET.	O.E.	149510
JM13700/4 C/RET.	J&RM-1950/4 C/RET.	SPAAL	71114ORSC
JM13700/6 C/RET.	J&RM-1950/6 C/RET.	ABR	74414523
JM13700/6 C/RET.	J&RM-1950/6 C/RET.	O.E.	149550
JM13700/6 C/RET.	J&RM-1950/6 C/RET.	SPAAL	71119ORSC
JM13800/4 C/RET.	J&RM-1981/4 C/RET.	ABR	74314193
JM13800/4 C/RET.	J&RM-1981/4 C/RET.	O.E.	922980131436/922900131997
JM13800/4 C/RET.	J&RM-1981/4 C/RET.	SPAAL	71112ORSC
JM13800/6 C/RET.	J&RM-1981/6 C/RET.	ABR	74313783
JM13800/6 C/RET.	J&RM-1981/6 C/RET.	O.E.	922980131496
JM13800/6 C/RET.	J&RM-1981/6 C/RET.	SPAAL	71119ORSC
JM13860/4 C/RET.	J&RM-9206/4 C/RET.	ABR	74315032
JM13860/4 C/RET.	J&RM-9206/4 C/RET.	ELRING	492.130
JM13860/4 C/RET.	J&RM-9206/4 C/RET.	O.E.	941280130026
JM13860/4 C/RET.	J&RM-9206/4 C/RET.	SABÓ	80512
JM13860/4 C/RET.	J&RM-9206/4 C/RET.	SPAAL	71412ORML
JM13860/6 C/RET.	J&RM-9206/6 C/RET.	ABR	74315042
JM13860/6 C/RET.	J&RM-9206/6 C/RET.	ELRING	492.150
JM13860/6 C/RET.	J&RM-9206/6 C/RET.	SABÓ	80612
JM13860/6 C/RET.	J&RM-9206/6 C/RET.	SPAAL	71612ORML
JM13910/6 C/RET.	J&RM-2387/6 C/RET.	ABR	74315071
JM13910/6 C/RET.	J&RM-2387/6 C/RET.	ELRING	593.330
JM13910/6 C/RET.	J&RM-2387/6 C/RET.	O.E.	2RH198005B
JM13910/6 C/RET.	J&RM-2387/6 C/RET.	SABÓ	80279
JM13910/6 C/RET.	J&RM-2387/6 C/RET.	SPAAL	71105ORSC
JM13910/6 C/RET.	J&RM-2387/6 C/RET.	TARANTO	330700-R
JM13930/4 C/RET.	J&RM-2104/4 C/RET.	ABR	74315061
JM13930/4 C/RET.	J&RM-2104/4 C/RET.	ELRING	593.110
JM13930/4 C/RET.	J&RM-2104/4 C/RET.	O.E.	2FD198005C
JM13930/4 C/RET.	J&RM-2104/4 C/RET.	SABÓ	80277
JM13930/4 C/RET.	J&RM-2104/4 C/RET.	SPAAL	71104ORSC
JM13930/4 C/RET.	J&RM-2104/4 C/RET.	TARANTO	330400-R
JM13980/4 C/RET.	J&RM-9203/4 C/RET.	ABR	74315103
JM13980/4 C/RET.	J&RM-9203/4 C/RET.	O.E.	940880130016
JM1400100/4*	J&RM-9407/4*	AJUSA	50184400
JM1400130/6 S/ JUNTA CABEÇOTE	J&RM-9395/6 S/ JUNTA CABEÇOTE	AJUSA	51010900
JM1400150/4*	J&RM-9397/4*	AJUSA	50154500
JM1400160/4	J&RM-9398/4	AJUSA	50147800
JM1400180/6*	J&RM-9400/6*	AJUSA	50123100
JM1400210/6*	J&RM-9403/6*	AJUSA	50147600
JM1400220/4*	J&RM-9404/4*	AJUSA	50154600
JM1400250/6*	J&RM-9409/6*	AJUSA	50252200
JM14010/4 C/RET.	J&RMR-1147/4 C/RET.	ABR	74011291
JM14010/4 C/RET.	J&RMR-1147/4 C/RET.	ELRING	580.041
JM14010/4 C/RET.	J&RMR-1147/4 C/RET.	O.E.	94622395
JM14010/4 C/RET.	J&RMR-1147/4 C/RET.	SABÓ	10806EFPSG4
JM14010/4 C/RET.	J&RMR-1147/4 C/RET.	SPAAL	10906ORSC
JM14010/4 C/RET.	J&RMR-1147/4 C/RET.	TARANTO	200800-R
JM14012/4	J&RM-1147/4	ABR	64011291
JM14012/4	J&RM-1147/4	ELRING	580.042
JM14012/4	J&RM-1147/4	O.E.	94622395
JM14012/4	J&RM-1147/4	SABÓ	10806EFPSG
JM14012/4	J&RM-1147/4	SPAAL	10906CBSC

TABELA DE CONVERSÃO / CROSS REFERENCE

MAHLE

CÓDIGO MAHLE	CÓDIGO METAL LEVE	CONVERSÕES	
		FABRICANTE	CÓDIGO
JM14012/4	J&RM-1147/4	TARANTO	200800
JM14080/4 C/RET.	J&RMR-1260/4 C/RET.	ABR	74014241
JM14080/4 C/RET.	J&RMR-1260/4 C/RET.	ELRING	582.721
JM14080/4 C/RET.	J&RMR-1260/4 C/RET.	SABÓ	10906EPPSG
JM14080/4 C/RET.	J&RMR-1260/4 C/RET.	SPAAL	10806ORSC
JM14080/4 C/RET.	J&RMR-1260/4 C/RET.	TARANTO	240300-R
JM14082/4	J&RM-1260/4	ABR	64014241
JM14082/4	J&RM-1260/4	ELRING	582.722
JM14082/4	J&RM-1260/4	SABÓ	10906EPPSG4
JM14082/4	J&RM-1260/4	SPAAL	10806CBSC
JM14082/4	J&RM-1260/4	TARANTO	240300
JM14140/4 C/RET.	J&RMR-2141/4 C/RET.	ABR	74014781
JM14140/4 C/RET.	J&RMR-2141/4 C/RET.	ELRING	583.181
JM14140/4 C/RET.	J&RMR-2141/4 C/RET.	O.E.	93219497
JM14140/4 C/RET.	J&RMR-2141/4 C/RET.	SABÓ	80263
JM14140/4 C/RET.	J&RMR-2141/4 C/RET.	SPAAL	10912ORSC
JM14140/4 C/RET.	J&RMR-2141/4 C/RET.	TARANTO	240900-R
JM14142/4	J&RM-2141/4	ABR	64014781
JM14142/4	J&RM-2141/4	ELRING	583.182
JM14142/4	J&RM-2141/4	O.E.	93219497
JM14142/4	J&RM-2141/4	SABÓ	80262
JM14142/4	J&RM-2141/4	SPAAL	10912CBSC
JM14142/4	J&RM-2141/4	TARANTO	240900
JM14165/4 C/RET.	J&RMR-9186/4 C/RET.	ABR	74014831
JM14165/4 C/RET.	J&RMR-9186/4 C/RET.	ELRING	583.181
JM14165/4 C/RET.	J&RMR-9186/4 C/RET.	SPAAL	10907ORSC
JM14165/4 C/RET.	J&RMR-9186/4 C/RET.	TARANTO	241200-R
JM14167/4	J&RM-9186/4	ABR	64014831
JM14167/4	J&RM-9186/4	ELRING	583.182
JM14167/4	J&RM-9186/4	SPAAL	10907CBSC
JM14167/4	J&RM-9186/4	TARANTO	241200
JM14180/4 C/RET.	J&RMR-9019/4 C/RET.	ABR	74014801
JM14180/4 C/RET.	J&RMR-9019/4 C/RET.	ELRING	593.273
JM14180/4 C/RET.	J&RMR-9019/4 C/RET.	SABÓ	80268
JM14180/4 C/RET.	J&RMR-9019/4 C/RET.	SPAAL	10914ORSC
JM14180/4 C/RET.	J&RMR-9019/4 C/RET.	TARANTO	240400-R
JM14182/4	J&RM-9019/4	ABR	64014801
JM14182/4	J&RM-9019/4	ELRING	593.272
JM14182/4	J&RM-9019/4	SABÓ	80267
JM14182/4	J&RM-9019/4	SPAAL	10914CBSC
JM14182/4	J&RM-9019/4	TARANTO	240400
JM14185/4 C/RET.	J&RMR-9020/4 C/RET.	ABR	74014841
JM14185/4 C/RET.	J&RMR-9020/4 C/RET.	ELRING	593.273
JM14185/4 C/RET.	J&RMR-9020/4 C/RET.	SPAAL	10909ORSC
JM14185/4 C/RET.	J&RMR-9020/4 C/RET.	TARANTO	242300-R
JM14187/4	J&RM-9020/4	ABR	64014841
JM14187/4	J&RM-9020/4	SPAAL	10909CBSC
JM14187/4	J&RM-9020/4	TARANTO	242300
JM14195/4 C/RET.	J&RMR-9124/4 C/RET.	ABR	74014871
JM14195/4 C/RET.	J&RMR-9124/4 C/RET.	SABÓ	80268
JM14195/4 C/RET.	J&RMR-9124/4 C/RET.	TARANTO	242200-R
JM14197/4	J&RM-9124/4	ABR	64014871
JM14197/4	J&RM-9124/4	SABÓ	80267
JM14197/4	J&RM-9124/4	TARANTO	242200
JM14220/4 C/RET.	J&RMR-1261/4 C/RET.	ABR	74014231
JM14220/4 C/RET.	J&RMR-1261/4 C/RET.	ELRING	506.801
JM14220/4 C/RET.	J&RMR-1261/4 C/RET.	SABÓ	10306EPPSG
JM14220/4 C/RET.	J&RMR-1261/4 C/RET.	SPAAL	10810ORSC
JM14220/4 C/RET.	J&RMR-1261/4 C/RET.	TARANTO	240000-R
JM14222/4	J&RM-1261/4	ABR	64014231
JM14222/4	J&RM-1261/4	ELRING	506.802
JM14222/4	J&RM-1261/4	SABÓ	10306EPPSG4
JM14222/4	J&RM-1261/4	SPAAL	10810CBSC
JM14222/4	J&RM-1261/4	TARANTO	240000
JM14240/4 C/RET.	J&RMR-1615/4 C/RET.	ABR	74014221
JM14240/4 C/RET.	J&RMR-1615/4 C/RET.	ELRING	579.161
JM14240/4 C/RET.	J&RMR-1615/4 C/RET.	SABÓ	16206EPPSG
JM14240/4 C/RET.	J&RMR-1615/4 C/RET.	SPAAL	10812ORSC

Descrição do Produto / Radical MAHLE / Radical Metal Leve: Junta do Coletor de Escape / JA / JA ;
 Junta do Coletor de Admissão / JAA / JAA; Junta do Coletor de Admissão e Escape / JAAE / JAAE;
 Junta do Carter / JAC / JAC; Junta da Tampa de Válvulas / JAV / JAV; Junta da Válvula Termostática / JAVT / JAVT;
 Junta do Cabeçote / JC / J&RC; Jogo de Juntas Inferior do Motor / JI / J&RI; Jogo de Juntas do Motor / JM / J&RM;
 Jogo de Juntas Superior do Motor / JS / J&RS; Jogo de Parafusos do Cabeçote / PF / PF;
 * Itens sob Consulta



© MAHLE 2019/2020 | 389

CÓDIGO MAHLE	CÓDIGO METAL LEVE	CONVERSÕES	
		FABRICANTE	CÓDIGO
JM14240/4 C/RET.	J&RMR-1615/4 C/RET.	TARANTO	280000-R
JM14242/4	J&RM-1615/4	ABR	64014221
JM14242/4	J&RM-1615/4	ELRING	579.162
JM14242/4	J&RM-1615/4	SABÓ	16206FFPSG4
JM14242/4	J&RM-1615/4	SPAAL	10812CBSC
JM14242/4	J&RM-1615/4	TARANTO	280000
JM14270/4 C/RET.	J&RMR-1600/4 C/RET.	ABR	74012391
JM14270/4 C/RET.	J&RMR-1600/4 C/RET.	ELRING	582.961
JM14270/4 C/RET.	J&RMR-1600/4 C/RET.	O.E.	52278189
JM14270/4 C/RET.	J&RMR-1600/4 C/RET.	SABÓ	16106FFPSG
JM14270/4 C/RET.	J&RMR-1600/4 C/RET.	SPAAL	10814ORSC
JM14270/4 C/RET.	J&RMR-1600/4 C/RET.	TARANTO	240200-R
JM14272/4	J&RM-1600/4	ABR	64012391
JM14272/4	J&RM-1600/4	ELRING	582.962
JM14272/4	J&RM-1600/4	O.E.	52278189
JM14272/4	J&RM-1600/4	SABÓ	16106FFPSG4
JM14272/4	J&RM-1600/4	SPAAL	10814CBSC
JM14272/4	J&RM-1600/4	TARANTO	240200
JM14290/4	J&RM-1921/4	ABR	64013391
JM14290/4	J&RM-1921/4	ELRING	593.294
JM14290/4	J&RM-1921/4	SABÓ	80274
JM14290/4 C/RET.	J&RMR-1921/4 C/RET.	ABR	74013391
JM14290/4 C/RET.	J&RMR-1921/4 C/RET.	ELRING	593.293
JM14290/4 C/RET.	J&RMR-1921/4 C/RET.	SABÓ	80275
JM14320/4	J&RM-2070/4	ABR	64013401
JM14320/4	J&RM-2070/4	ELRING	593.732
JM14320/4	J&RM-2070/4	SABÓ	80329
JM14320/4	J&RM-2070/4	SPAAL	10808CBSC
JM14320/4	J&RM-2070/4	TARANTO	241400
JM14320/4 C/RET.	J&RMR-2070/4 C/RET.	ABR	74013401
JM14320/4 C/RET.	J&RMR-2070/4 C/RET.	ELRING	593.730
JM14320/4 C/RET.	J&RMR-2070/4 C/RET.	SABÓ	80243
JM14320/4 C/RET.	J&RMR-2070/4 C/RET.	SPAAL	10808ORSC
JM14320/4 C/RET.	J&RMR-2070/4 C/RET.	TARANTO	241400-R
JM14340/4	J&RM-9084/4	ABR	64014851
JM14340/4	J&RM-9084/4	ELRING	594.172
JM14340/4	J&RM-9084/4	SABÓ	80327
JM14340/4	J&RM-9084/4	SPAAL	10805CBSC
JM14340/4	J&RM-9084/4	TARANTO	290800
JM14340/4 C/RET.	J&RMR-9084/4 C/RET.	ABR	74014851
JM14340/4 C/RET.	J&RMR-9084/4 C/RET.	ELRING	491.430
JM14340/4 C/RET.	J&RMR-9084/4 C/RET.	SABÓ	80284
JM14340/4 C/RET.	J&RMR-9084/4 C/RET.	SPAAL	10805ORSC
JM14340/4 C/RET.	J&RMR-9084/4 C/RET.	TARANTO	290800-R
JM14350/4	J&RM-2420/4	ABR	64014881
JM14350/4	J&RM-2420/4	SABÓ	80331
JM14350/4	J&RM-2420/4	SPAAL	10809CBSC
JM14420/4 C/RET.	J&RMR-1109/4 C/RET.	ABR	74013071
JM14420/4 C/RET.	J&RMR-1109/4 C/RET.	ELRING	579.881
JM14420/4 C/RET.	J&RMR-1109/4 C/RET.	O.E.	9300141
JM14420/4 C/RET.	J&RMR-1109/4 C/RET.	SABÓ	10607FFPSG4
JM14420/4 C/RET.	J&RMR-1109/4 C/RET.	SPAAL	10607ORSC
JM14422/4	J&RM-1109/4	ABR	64013071
JM14422/4	J&RM-1109/4	ELRING	579.882
JM14422/4	J&RM-1109/4	O.E.	9300141
JM14422/4	J&RM-1109/4	SABÓ	10607FFPSG
JM14422/4	J&RM-1109/4	SPAAL	10607CBSC
JM14422/4	J&RM-1109/4	TARANTO	240800
JM14490/4	J&RM-870/4	ABR	64011071
JM14490/4	J&RM-870/4	O.E.	7322161
JM14490/4	J&RM-870/4	SABÓ	10606FFPS
JM14490/4	J&RM-870/4	SPAAL	10606CBSC
JM14490/4	J&RM-870/4	TARANTO	240100
JM14490/4 C/RET.	J&RMR-870/4 C/RET.	ABR	74011071
JM14520/6	J&RM-1107/6	ABR	64010971
JM14520/6	J&RM-1107/6	ELRING	579.942
JM14520/6	J&RM-1107/6	O.E.	7326576
JM14520/6	J&RM-1107/6	SABÓ	10706FFPSG

CÓDIGO MAHLE	CÓDIGO METAL LEVE	CONVERSÕES	
		FABRICANTE	CÓDIGO
JM14520/6	J&RM-1107/6	SPAAL	10706CBSC
JM14520/6	J&RM-1107/6	TARANTO	200300
JM14520/6 C/RET.	J&RMR-1107/6 C/RET.	ABR	74010971
JM14520/6 C/RET.	J&RMR-1107/6 C/RET.	O.E.	7326576
JM14520/6 C/RET.	J&RMR-1107/6 C/RET.	SPAAL	10706ORSC
JM14550/6	J&RM-572/6	ABR	64010231
JM14550/6	J&RM-572/6	ELRING	583.111
JM14550/6	J&RM-572/6	O.E.	7364640
JM14550/6	J&RM-572/6	SABÓ	10117EFS
JM14550/6	J&RM-572/6	SPAAL	10117CBSC
JM14550/6	J&RM-572/6	TARANTO	200600
JM14780/4 C/RET.	J&RMR-9215/4 C/RET.	ABR	74014861
JM14780/4 C/RET.	J&RMR-9215/4 C/RET.	SPAAL	10918ORSC
JM14782/4	J&RM-9215/4	ABR	64014861
JM14782/4	J&RM-9215/4	SPAAL	10918CBSC
JM14782/4	J&RM-9215/4	TARANTO	241000
JM14840/4 C/RET.	J&RMR-9212/4 C/RET.	ABR	74014791
JM14840/4 C/RET.	J&RMR-9212/4 C/RET.	ELRING	593.273
JM14840/4 C/RET.	J&RMR-9212/4 C/RET.	SABÓ	80266
JM14840/4 C/RET.	J&RMR-9212/4 C/RET.	SPAAL	10910ORSC
JM14840/4 C/RET.	J&RMR-9212/4 C/RET.	TARANTO	240400-R
JM14842/4	J&RM-9212/4	ABR	64014791
JM14842/4	J&RM-9212/4	ELRING	593.272
JM14842/4	J&RM-9212/4	SABÓ	80264
JM14842/4	J&RM-9212/4	SPAAL	10910CBSC
JM14842/4	J&RM-9212/4	TARANTO	240400
JM18100/4 C/RET.	J&RMR-9226/4 C/RET.	ABR	71810042
JM18100/4 C/RET.	J&RMR-9226/4 C/RET.	O.E.	7701471886
JM18100/4 C/RET.	J&RMR-9226/4 C/RET.	SABÓ	80368FLEXR
JM18100/4 C/RET.	J&RMR-9226/4 C/RET.	SPAAL	14209CBSC
JM18100/4 C/RET.	J&RMR-9226/4 C/RET.	TARANTO	570900
JM18210/4	J&RM-9326/4	ABR	61810021
JM18210/4	J&RM-9326/4	O.E.	7701472955/7701473218
JM18210/4	J&RM-9326/4	SPAAL	12706CBSC
JM18210/4	J&RM-9326/4	TARANTO	570500
JM18210/4 C/RET.	J&RMR-9326/4 C/RET.	ABR	71810021
JM18210/4 C/RET.	J&RMR-9326/4 C/RET.	O.E.	7701472955/7701473218
JM18210/4 C/RET.	J&RMR-9326/4 C/RET.	SPAAL	12706ORSC
JM18220/4 C/RET.	J&RMR-9330/4 C/RET.	ABR	71810361
JM18220/4 C/RET.	J&RMR-9330/4 C/RET.	O.E.	7701460151
JM18220/4 C/RET.	J&RMR-9330/4 C/RET.	SABÓ	80305
JM18220/4 C/RET.	J&RMR-9330/4 C/RET.	TARANTO	550600-R
JM18350/4 C/RET.	J&RMR-9329/4 C/RET.	ABR	71810032
JM18350/4 C/RET.	J&RMR-9329/4 C/RET.	O.E.	7701471278
JM18350/4 C/RET.	J&RMR-9329/4 C/RET.	TARANTO	580000-R
JM18400/4 C/RET.	J&RMR-9327/4 C/RET.	ABR	71810351
JM18400/4 C/RET.	J&RMR-9327/4 C/RET.	O.E.	770146820
JM18400/4 C/RET.	J&RMR-9327/4 C/RET.	SPAAL	14206CBSC
JM18400/4 C/RET.	J&RMR-9327/4 C/RET.	TARANTO	570200-R
JM18530/4 C/RET.	J&RMR-9328/4 C/RET.	ABR	71810371
JM18530/4 C/RET.	J&RMR-9328/4 C/RET.	O.E.	7701467058
JM18530/4 C/RET.	J&RMR-9328/4 C/RET.	SPAAL	14207CBSC
JM18530/4 C/RET.	J&RMR-9328/4 C/RET.	TARANTO	570400-R
JM18695/4	J&RM-9127/4	ABR	61810052
JM18695/4	J&RM-9127/4	O.E.	7701473003
JM18695/4	J&RM-9127/4	SABÓ	80376
JM18695/4	J&RM-9127/4	SABÓ	80376FLEX
JM18695/4	J&RM-9127/4	SPAAL	12606CBSC
JM18695/4	J&RM-9127/4	TARANTO	581000 MLS
JM18695/4 C/RET.	J&RMR-9127/4 C/RET.	ABR	71810052
JM18695/4 C/RET.	J&RMR-9127/4 C/RET.	O.E.	7701473003
JM18695/4 C/RET.	J&RMR-9127/4 C/RET.	SABÓ	80370
JM18695/4 C/RET.	J&RMR-9127/4 C/RET.	SABÓ	80370FLEX
JM18695/4 C/RET.	J&RMR-9127/4 C/RET.	SPAAL	12606ORSC
JM18695/4 C/RET.	J&RMR-9127/4 C/RET.	TARANTO	581000-R MLS
JM18860/4 C/RET.	J&RMR-9161/4 C/RET.	ABR	71810451
JM18860/4 C/RET.	J&RMR-9161/4 C/RET.	O.E.	7701461334
JM18860/4 C/RET.	J&RMR-9161/4 C/RET.	SABÓ	80306

Descrição do Produto / Radical MAHLE / Radical Metal Leve: Junta do Coletor de Escape / JA / JA ;
 Junta do Coletor de Admissão / JAA / JAA; Junta do Coletor de Admissão e Escape / JAAE / JAAE;
 Junta do Carter / JAC / JAC; Junta da Tampa de Válvulas / JAV / JAV; Junta da Válvula Termostática / JAVT / JAVT;
 Junta do Cabeçote / JC / J&RC; Jogo de Juntas Inferior do Motor / JI / J&RI; Jogo de Juntas do Motor / JM / J&RM;
 Jogo de Juntas Superior do Motor / JS / J&RS; Jogo de Parafusos do Cabeçote / PF / PF;
 * Itens sob Consulta

CÓDIGO MAHLE	CÓDIGO METAL LEVE	CONVERSÕES	
		FABRICANTE	CÓDIGO
JM195010/4 C/RET.	J&RMR-9115/4 C/RET.	ABR	72710121
JM195010/4 C/RET.	J&RMR-9115/4 C/RET.	ELRING	752.968
JM195010/4 C/RET.	J&RMR-9115/4 C/RET.	O.E.	MD972160
JM195010/4 C/RET.	J&RMR-9115/4 C/RET.	SPAAL	91108ORSC
JM195010/4 C/RET.	J&RMR-9115/4 C/RET.	TARANTO	910500-R
JM1950400/4*	J&RM-9458/4*	AJUSA	50139900
JM1950400/4*	J&RM-9458/4*	O.E.	MD973444
JM1950410/4*	J&RM-9590/4*	AJUSA	50140100
JM1950410/4*	J&RM-9590/4*	O.E.	MD972341
JM1950430/4* S/ JUNTA CABEÇOTE	J&RM-9592/4* S/ JUNTA CABEÇOTE	AJUSA	51020100
JM1950430/4* S/ JUNTA CABEÇOTE	J&RM-9592/4* S/ JUNTA CABEÇOTE	O.E.	ME994155
JM1950430/4* S/ JUNTA CABEÇOTE	J&RM-9592/4* S/ JUNTA CABEÇOTE	O.E.	ME995738
JM1950435/4* S/ JUNTA CABEÇOTE	J&RM-9628/4* S/ JUNTA CABEÇOTE	AJUSA	51016900
JM1950435/4* S/ JUNTA CABEÇOTE	J&RM-9628/4* S/ JUNTA CABEÇOTE	O.E.	ME995501
JM1950435/4* S/ JUNTA CABEÇOTE	J&RM-9628/4* S/ JUNTA CABEÇOTE	O.E.	ME996511
JM1950435/4* S/ JUNTA CABEÇOTE	J&RM-9628/4* S/ JUNTA CABEÇOTE	O.E.	ME996728
JM1950435/4* S/ JUNTA CABEÇOTE	J&RM-9628/4* S/ JUNTA CABEÇOTE	VICTOR REINZ	01-52898-01
JM1950440/3*	J&RM-9595/3*	AJUSA	50188300
JM1950440/3*	J&RM-9595/3*	O.E.	MD975370
JM1950450/4*	J&RM-9596/4*	AJUSA	50239000
JM1950450/4*	J&RM-9596/4*	O.E.	MD977080
JM1950450/4*	J&RM-9596/4*	O.E.	MD978701
JM1950470/4* S/ JUNTA CABEÇOTE	J&RM-9600/4* S/ JUNTA CABEÇOTE	AJUSA	51019200
JM1950470/4* S/ JUNTA CABEÇOTE	J&RM-9600/4* S/ JUNTA CABEÇOTE	O.E.	ME993318
JM1950470/4* S/ JUNTA CABEÇOTE	J&RM-9600/4* S/ JUNTA CABEÇOTE	O.E.	ME995720
JM1950470/4* S/ JUNTA CABEÇOTE	J&RM-9600/4* S/ JUNTA CABEÇOTE	PAYEN	FF5490
JM1950480/4*	J&RM-9603/4*	AJUSA	50239100
JM1950480/4*	J&RM-9603/4*	O.E.	MD978662
JM1950490/4*	J&RM-9629/4*	AJUSA	50139400
JM1950490/4*	J&RM-9629/4*	O.E.	MD972635
JM1950490/4*	J&RM-9629/4*	O.E.	MD973105
JM195200/4 C/RET.	J&RMR-9237/4 C/RET.	ABR	72710212
JM195200/4 C/RET.	J&RMR-9237/4 C/RET.	O.E.	MD978645
JM195200/4 C/RET.	J&RMR-9237/4 C/RET.	SPAAL	91112ORML
JM195340/4 C/RET.	J&RMR-9283/4 C/RET.	ABR	72710143
JM195340/4 C/RET.	J&RMR-9283/4 C/RET.	O.E.	ME996512
JM195340/4 C/RET.	J&RMR-9283/4 C/RET.	TARANTO	970400-R
JM1980020/4*	J&RM-9427/4*	AJUSA	50154300
JM1980020/4*	J&RM-9427/4*	ELRING	180.820
JM1980020/4*	J&RM-9427/4*	ELRING	180.900
JM1980020/4*	J&RM-9427/4*	O.E.	5895156
JM1980020/4*	J&RM-9427/4*	O.E.	71711280
JM1980020/4*	J&RM-9427/4*	PAYEN	GW710
JM1980020/4*	J&RM-9427/4*	PAYEN	GW713
JM1980020/4*	J&RM-9427/4*	VICTOR REINZ	01-35740-02
JM1980220/6*	J&RM-9430/6*	AJUSA	50148600
JM1980220/6*	J&RM-9430/6*	O.E.	60778799
JM1980220/6*	J&RM-9430/6*	PAYEN	GT380
JM1980220/6*	J&RM-9430/6*	VICTOR REINZ	01-28805-01
JM1980230/4	J&RM-9429/4	AJUSA	50174200
JM1980230/4	J&RM-9429/4	O.E.	60816712
JM1980230/4	J&RM-9429/4	O.E.	71713724
JM1980230/4	J&RM-9429/4	PAYEN	FY640
JM1980260/4*	J&RM-9423/4*	AJUSA	50206300
JM1980260/4*	J&RM-9423/4*	PAYEN	GW261
JM1980270/4*	J&RM-9426/4*	AJUSA	50154200
JM1980270/4*	J&RM-9426/4*	ELRING	375.150
JM1980270/4*	J&RM-9426/4*	O.E.	71711024
JM1980270/4*	J&RM-9426/4*	PAYEN	GW721
JM1980270/4*	J&RM-9426/4*	VICTOR REINZ	01-35600-03
JM1980300/4*	J&RM-9428/4*	AJUSA	50174000
JM1980300/4*	J&RM-9428/4*	ELRING	180.970
JM1980300/4*	J&RM-9428/4*	O.E.	71713634
JM1980300/4*	J&RM-9428/4*	PAYEN	GW712
JM1980300/4*	J&RM-9428/4*	VICTOR REINZ	01-35740-01
JM2020000/4	J&RM-9441/4	AJUSA	50127800
JM2020000/4	J&RM-9441/4	O.E.	04111-87208
JM2020000/4	J&RM-9441/4	O.E.	04111-87212

TABELA DE CONVERSÃO / CROSS REFERENCE

MAHLE

CÓDIGO MAHLE	CÓDIGO METAL LEVE	CONVERSÕES	
		FABRICANTE	CÓDIGO
JM2020000/4	J&RM-9441/4	O.E.	04111-87241
JM2020000/4	J&RM-9441/4	PAYEN	GR140
JM2020000/4	J&RM-9441/4	VICTOR REINZ	01-52670-01
JM2020000/4	J&RM-9441/4	VICTOR REINZ	01-52885-01
JM2020100/4*	J&RM-9443/4*	AJUSA	50120700
JM2020100/4*	J&RM-9443/4*	O.E.	04111-87108
JM2020100/4*	J&RM-9443/4*	O.E.	04111-87109
JM2020100/4*	J&RM-9443/4*	O.E.	04111-87111
JM2020100/4*	J&RM-9443/4*	O.E.	04111-87112
JM2020100/4*	J&RM-9443/4*	O.E.	04111-87116
JM2020100/4*	J&RM-9443/4*	O.E.	04111-87123
JM2020100/4*	J&RM-9443/4*	PAYEN	GR880
JM2020100/4*	J&RM-9443/4*	PAYEN	GR881
JM2020100/4*	J&RM-9443/4*	PAYEN	GR882
JM2020100/4*	J&RM-9443/4*	PAYEN	GR883
JM2020100/4*	J&RM-9443/4*	VICTOR REINZ	01-52875-07
JM2020300/4	J&RM-9447/4	AJUSA	50221700
JM2020300/4	J&RM-9447/4	O.E.	04111-87153-000
JM2020300/4	J&RM-9447/4	O.E.	04111-87154-000
JM2020300/4	J&RM-9447/4	O.E.	04111-87155-000
JM2020300/4	J&RM-9447/4	O.E.	04111-87157-000
JM2020300/4	J&RM-9447/4	PAYEN	GR880
JM2080000/4*	J&RM-9502/4*	AJUSA	50140200
JM2080000/4*	J&RM-9502/4*	O.E.	20910-33C01
JM2080000/4*	J&RM-9502/4*	PAYEN	GS241
JM2080000/4*	J&RM-9502/4*	PAYEN	GY690
JM2080000/4*	J&RM-9502/4*	VICTOR REINZ	FS5878
JM2080000/4*	J&RM-9502/4*	VICTOR REINZ	HS3657
JM2080020/4*	J&RM-9504/4*	AJUSA	50150900
JM2080020/4*	J&RM-9504/4*	O.E.	2091026A01
JM2080020/4*	J&RM-9504/4*	O.E.	20910-26A01
JM2080020/4*	J&RM-9504/4*	O.E.	2091026A02
JM2080020/4*	J&RM-9504/4*	O.E.	20910-26A02
JM2080020/4*	J&RM-9504/4*	PAYEN	FG6040
JM2080030/4*	J&RM-9505/4*	AJUSA	50173400
JM2080030/4*	J&RM-9505/4*	O.E.	20910-02B00
JM2080030/4*	J&RM-9505/4*	PAYEN	FB8050
JM2080050/4*	J&RM-9507/4*	AJUSA	50216700
JM2080050/4*	J&RM-9507/4*	O.E.	2091039C00
JM2080050/4*	J&RM-9507/4*	O.E.	20910-39C00
JM2080050/4*	J&RM-9507/4*	O.E.	2091039C10
JM2080050/4*	J&RM-9507/4*	O.E.	20910-39C10
JM2080050/4*	J&RM-9507/4*	O.E.	K0AH310270
JM2080050/4*	J&RM-9507/4*	O.E.	K0AJ210270
JM2110110/4	J&RM-9538/4	AJUSA	50163600
JM2110110/4	J&RM-9538/4	O.E.	0K20W-10-270
JM2110110/4	J&RM-9538/4	O.E.	0K280-10-270
JM2110110/4	J&RM-9538/4	PAYEN	GP602
JM2110110/4	J&RM-9538/4	PAYEN	GV110
JM2110120/4*	J&RM-9539/4*	AJUSA	50224800
JM2110120/4*	J&RM-9539/4*	O.E.	0K2AC10270
JM2110120/4*	J&RM-9539/4*	O.E.	0K2AC-10-270
JM2110120/4*	J&RM-9539/4*	PAYEN	FG7840
JM2110140/4*	J&RM-9543/4*	AJUSA	50138100
JM2110140/4*	J&RM-9543/4*	ELRING	061.270
JM2110140/4*	J&RM-9543/4*	FEL-PRO	HS 9930 PT + CS 9691-1
JM2110140/4*	J&RM-9543/4*	GOETZE	20-28006-00
JM2110140/4*	J&RM-9543/4*	GOETZE	20-28006-00/0
JM2110140/4*	J&RM-9543/4*	O.E.	0K23A-10-270
JM2110140/4*	J&RM-9543/4*	O.E.	0K23A10270B
JM2110140/4*	J&RM-9543/4*	O.E.	0K23A-10-270B
JM2110140/4*	J&RM-9543/4*	O.E.	0K23A-10-270R
JM2110140/4*	J&RM-9543/4*	O.E.	0K25A-10-270
JM2110140/4*	J&RM-9543/4*	O.E.	8AN-10-271B
JM2110140/4*	J&RM-9543/4*	O.E.	8CBY-10-271
JM2110140/4*	J&RM-9543/4*	PAYEN	GV110
JM21260/6 C/RET.	J&RM-9168/6 C/RET.	ABR	78314943
JM21260/6 C/RET.	J&RM-9168/6 C/RET.	O.E.	3357004/3802624

Descrição do Produto / Radical MAHLE / Radical Metal Leve: Junta do Coletor de Escape / JA / JA ;
 Junta do Coletor de Admissão / JAA / JAA; Junta do Coletor de Admissão e Escape / JAAE / JAAE;
 Junta do Carter / JAC / JAC; Junta da Tampa de Válvulas / JAV / JAV; Junta da Válvula Termostática / JAVT / JAVT;
 Junta do Cabeçote / JC / J&RC; Jogo de Juntas Inferior do Motor / JI / J&RI; Jogo de Juntas do Motor / JM / J&RM;
 Jogo de Juntas Superior do Motor / JS / J&RS; Jogo de Parafusos do Cabeçote / PF / PF;
 * Itens sob Consulta



© MAHLE 2019/2020 | 393

CÓDIGO MAHLE	CÓDIGO METAL LEVE	CONVERSÕES	
		FABRICANTE	CÓDIGO
JM21260/6 C/RET.	J&RM-9168/6 C/RET.	SABÓ	80958
JM21380/4 C/RET.	J&RM-2304/4 C/RET.	ABR	78313943
JM21380/4 C/RET.	J&RM-2304/4 C/RET.	ELRING	600.854
JM21380/4 C/RET.	J&RM-2304/4 C/RET.	O.E.	3802375/3804896
JM21380/4 C/RET.	J&RM-2304/4 C/RET.	SABÓ	80954
JM21380/6 C/RET.	J&RM-2304/6 C/RET.	ABR	78315943
JM21380/6 C/RET.	J&RM-2304/6 C/RET.	ELRING	600.872
JM21380/6 C/RET.	J&RM-2304/6 C/RET.	O.E.	3802363/3802376
JM21380/6 C/RET.	J&RM-2304/6 C/RET.	SABÓ	80953
JM2180220/3*	J&RM-9549/3*	AJUSA	50207600
JM2250500/4*	J&RM-9559/4*	AJUSA	50191500
JM2250500/4*	J&RM-9559/4*	O.E.	10105AA240
JM2250500/4*	J&RM-9559/4*	O.E.	10105AA400
JM2250500/4*	J&RM-9559/4*	O.E.	10105AA401
JM25020/4 C/RET.	J&RMR-1638/4 C/RET.	ABR	77314561
JM25020/4 C/RET.	J&RMR-1638/4 C/RET.	ELRING	576.721
JM25020/4 C/RET.	J&RMR-1638/4 C/RET.	O.E.	7074900
JM25020/4 C/RET.	J&RMR-1638/4 C/RET.	SABÓ	80246FLEXR
JM25020/4 C/RET.	J&RMR-1638/4 C/RET.	SPAAL	40406ORSC
JM25020/4 C/RET.	J&RMR-1638/4 C/RET.	TARANTO	260700-R
JM25022/4	J&RM-1638/4	ABR	67314561
JM25022/4	J&RM-1638/4	ELRING	576.724
JM25022/4	J&RM-1638/4	O.E.	7074900
JM25022/4	J&RM-1638/4	SABÓ	80994FLEX
JM25022/4	J&RM-1638/4	SPAAL	40406CBSC
JM25022/4	J&RM-1638/4	TARANTO	260700
JM25040/4	J&RM-1829/4	ABR	67314591
JM25040/4	J&RM-1829/4	ELRING	576.702
JM25040/4	J&RM-1829/4	O.E.	7076283
JM25040/4	J&RM-1829/4	SABÓ	80221
JM25040/4	J&RM-1829/4	SPAAL	40606CBSC
JM25040/4	J&RM-1829/4	TARANTO	260300
JM25042/4 C/RET.	J&RMR-1829/4 C/RET.	ABR	77314591
JM25042/4 C/RET.	J&RMR-1829/4 C/RET.	ELRING	576.791
JM25042/4 C/RET.	J&RMR-1829/4 C/RET.	O.E.	7076283
JM25042/4 C/RET.	J&RMR-1829/4 C/RET.	SPAAL	40606ORSC
JM25042/4 C/RET.	J&RMR-1829/4 C/RET.	TARANTO	260300-R
JM25070/4	J&RM-1639/4	ABR	67314351
JM25070/4	J&RM-1639/4	ELRING	576.602
JM25070/4	J&RM-1639/4	O.E.	7074220
JM25070/4	J&RM-1639/4	SABÓ	51506EPPSG
JM25070/4	J&RM-1639/4	SPAAL	40506CBSC
JM25070/4	J&RM-1639/4	TARANTO	250600
JM25072/4 C/RET.	J&RMR-1639/4 C/RET.	ABR	77314351
JM25072/4 C/RET.	J&RMR-1639/4 C/RET.	O.E.	7074220
JM25072/4 C/RET.	J&RMR-1639/4 C/RET.	SPAAL	40506ORSC
JM25072/4 C/RET.	J&RMR-1639/4 C/RET.	TARANTO	250600-R
JM25080/4 C/RET.	J&RMR-9248/4 C/RET.	ABR	77314701
JM25080/4 C/RET.	J&RMR-9248/4 C/RET.	ELRING	576.783
JM25080/4 C/RET.	J&RMR-9248/4 C/RET.	SABÓ	80259
JM25080/4 C/RET.	J&RMR-9248/4 C/RET.	SPAAL	40210ORSC
JM25082/4	J&RM-9248/4	ABR	67314701
JM25082/4	J&RM-9248/4	ELRING	576.784
JM25082/4	J&RM-9248/4	SABÓ	80258
JM25082/4	J&RM-9248/4	SPAAL	40210CBSC
JM25090/4	J&RM-9249/4	ABR	67314801
JM25090/4	J&RM-9249/4	SPAAL	40208CBSC
JM25090/4 C/RET.	J&RMR-9249/4 C/RET.	ABR	77314801
JM25110/4 C/RET.	J&RMR-1902/4 C/RET.	ABR	77314581
JM25110/4 C/RET.	J&RMR-1902/4 C/RET.	ELRING	576.501
JM25110/4 C/RET.	J&RMR-1902/4 C/RET.	O.E.	7073000
JM25110/4 C/RET.	J&RMR-1902/4 C/RET.	SABÓ	51006EPPSG4
JM25110/4 C/RET.	J&RMR-1902/4 C/RET.	SPAAL	40306ORSC
JM25110/4 C/RET.	J&RMR-1902/4 C/RET.	TARANTO	260500-R
JM25112/4	J&RM-1902/4	ABR	67314581
JM25112/4	J&RM-1902/4	ELRING	576.502
JM25112/4	J&RM-1902/4	O.E.	7073000
JM25112/4	J&RM-1902/4	SABÓ	51006EPPSG

Descrição do Produto / Radical MAHLE / Radical Metal Leve: Junta do Coletor de Escape / JA / JA ; Junta do Coletor de Admissão / JAA / JAA; Junta do Coletor de Admissão e Escape / JAAE / JAAE; Junta do Carter / JAC / JAC; Junta da Tampa de Válvulas / JAV / JAV; Junta da Válvula Termostática / JAVT / JAVT; Junta do Cabeçote / JC / J&RC; Jogo de Juntas Inferior do Motor / JI / J&RI; Jogo de Juntas do Motor / JM / J&RM; Jogo de Juntas Superior do Motor / JS / J&RS; Jogo de Parafusos do Cabeçote / PF / PF;

* Itens sob Consulta

TABELA DE CONVERSÃO / CROSS REFERENCE

MAHLE

CÓDIGO MAHLE	CÓDIGO METAL LEVE	CONVERSÕES	
		FABRICANTE	CÓDIGO
JM25112/4	J&RM-1902/4	SPAAL	40306CBSC
JM25112/4	J&RM-1902/4	TARANTO	260500
JM25160/4	J&RM-2280/4	ABR	67314601
JM25160/4	J&RM-2280/4	ELRING	576.792
JM25160/4	J&RM-2280/4	O.E.	7672168
JM25160/4	J&RM-2280/4	SABÓ	80251
JM25160/4	J&RM-2280/4	SPAAL	40206CBSC
JM25160/4	J&RM-2280/4	TARANTO	260800
JM25160/4 C/RET.	J&RMR-2280/4 C/RET.	ABR	77314601
JM25160/4 C/RET.	J&RMR-2280/4 C/RET.	ELRING	586.098
JM25160/4 C/RET.	J&RMR-2280/4 C/RET.	O.E.	7672168
JM25160/4 C/RET.	J&RMR-2280/4 C/RET.	SPAAL	40206ORSC
JM25160/4 C/RET.	J&RMR-2280/4 C/RET.	TARANTO	260800-R
JM25180/4	J&RM-1929/4	ABR	67314611
JM25180/4	J&RM-1929/4	ELRING	593.333
JM25180/4	J&RM-1929/4	O.E.	7076950
JM25180/4	J&RM-1929/4	SABÓ	80272
JM25180/4	J&RM-1929/4	SPAAL	40207CBSC
JM25180/4	J&RM-1929/4	TARANTO	260600
JM25180/4 C/RET.	J&RMR-1929/4 C/RET.	ABR	77314611
JM25180/4 C/RET.	J&RMR-1929/4 C/RET.	ELRING	593.334
JM25180/4 C/RET.	J&RMR-1929/4 C/RET.	O.E.	7076950
JM25180/4 C/RET.	J&RMR-1929/4 C/RET.	SABÓ	80280
JM25180/4 C/RET.	J&RMR-1929/4 C/RET.	SPAAL	40207ORSC
JM25180/4 C/RET.	J&RMR-1929/4 C/RET.	TARANTO	260600-R
JM25210/4	J&RM-2328/4	ABR	67314651
JM25210/4	J&RM-2328/4	ELRING	593.284
JM25210/4	J&RM-2328/4	SABÓ	80269
JM25210/4	J&RM-2328/4	SPAAL	40409CBSC
JM25210/4	J&RM-2328/4	TARANTO	270200
JM25210/4 C/RET.	J&RMR-2328/4 C/RET.	ABR	77314651
JM25210/4 C/RET.	J&RMR-2328/4 C/RET.	ELRING	593.283
JM25210/4 C/RET.	J&RMR-2328/4 C/RET.	SABÓ	80271
JM25210/4 C/RET.	J&RMR-2328/4 C/RET.	SPAAL	40409ORSC
JM25210/4 C/RET.	J&RMR-2328/4 C/RET.	TARANTO	270200-R
JM25400/4	J&RM-2463/4	ABR	67316051
JM25400/4	J&RM-2463/4	SPAAL	40105CBSC
JM25400/4	J&RM-2463/4	TARANTO	270500
JM25460/4	J&RM-2462/4	ABR	67316101
JM25460/4	J&RM-2462/4	SABÓ	80684
JM25460/4	J&RM-2462/4	SPAAL	40106CBSC
JM25460/4	J&RM-2462/4	TARANTO	270700
JM25600/4	J&RM-9016/4	ABR	67316011
JM25600/4	J&RM-9016/4	ELRING	589.980
JM25600/4	J&RM-9016/4	SABÓ	80334
JM25600/4	J&RM-9016/4	SPAAL	40805CBSC
JM25600/4	J&RM-9016/4	TARANTO	260900
JM25600/4 C/RET.	J&RM-9016/4 C/RET.	ABR	77316011
JM25600/4 C/RET.	J&RM-9016/4 C/RET.	ELRING	589.940
JM25600/4 C/RET.	J&RM-9016/4 C/RET.	SABÓ	80285
JM25600/4 C/RET.	J&RM-9016/4 C/RET.	SPAAL	40805ORSC
JM25600/4 C/RET.	J&RM-9016/4 C/RET.	TARANTO	260900-R
JM26040/3 C/RET.	J&RM-1316/3 C/RET.	ABR	74113301
JM26040/3 C/RET.	J&RM-1316/3 C/RET.	ELRING	320.090
JM26040/3 C/RET.	J&RM-1316/3 C/RET.	O.E.	CFPN6008B
JM26040/3 C/RET.	J&RM-1316/3 C/RET.	SPAAL	61306ORSC
JM26040/4 C/RET.	J&RM-1316/4 C/RET.	ABR	74113181
JM26040/4 C/RET.	J&RM-1316/4 C/RET.	ELRING	324.540
JM26040/4 C/RET.	J&RM-1316/4 C/RET.	O.E.	CFPN6008C
JM26040/4 C/RET.	J&RM-1316/4 C/RET.	SPAAL	61506ORSC
JM26090/6 C/RET.	J&RM-1671/6 C/RET.	ABR	74111081
JM26090/6 C/RET.	J&RM-1671/6 C/RET.	SPAAL	61606ORSC
JM26500/6 C/RET.	J&RM-1734/6 C/RET.	ABR	74111061
JM26500/6 C/RET.	J&RM-1734/6 C/RET.	ELRING	322.200
JM26500/6 C/RET.	J&RM-1734/6 C/RET.	O.E.	TE5H6008A
JM26500/6 C/RET.	J&RM-1734/6 C/RET.	SABÓ	12006EFPD
JM26500/6 C/RET.	J&RM-1734/6 C/RET.	SPAAL	61706ORSC
JM26610/3 C/RET.	J&RM-9244/3 C/RET.	ABR	74113401

Descrição do Produto / Radical MAHLE / Radical Metal Leve: Junta do Coletor de Escape / JA / JA ;
 Junta do Coletor de Admissão / JAA / JAA; Junta do Coletor de Admissão e Escape / JAAE / JAAE;
 Junta do Carter / JAC / JAC; Junta da Tampa de Válvulas / JAV / JAV; Junta da Válvula Termostática / JAVT / JAVT;
 Junta do Cabeçote / JC / J&RC; Jogo de Juntas Inferior do Motor / JI / J&RI; Jogo de Juntas do Motor / JM / J&RM;
 Jogo de Juntas Superior do Motor / JS / J&RS; Jogo de Parafusos do Cabeçote / PF / PF;
 * Itens sob Consulta



© MAHLE 2019/2020 | 395

CÓDIGO MAHLE	CÓDIGO METAL LEVE	CONVERSÕES	
		FABRICANTE	CÓDIGO
JM26610/3 C/RET.	J&RM-9244/3 C/RET.	O.E.	FGPN6008A
JM26610/4 C/RET.	J&RM-9244/4 C/RET.	ABR	74113501
JM26610/4 C/RET.	J&RM-9244/4 C/RET.	O.E.	FGPN6008B
JM26610/4 C/RET.	J&RM-9244/4 C/RET.	SPAAL	61509ORSC
JM26620/4 C/RET.	J&RM-9245/4 C/RET.	ABR	74113651
JM26620/4 C/RET.	J&RM-9245/4 C/RET.	O.E.	FGPN6008C
JM26620/6 C/RET.	J&RM-9245/6 C/RET.	ABR	74111093
JM26620/6 C/RET.	J&RM-9245/6 C/RET.	O.E.	FGPN6008D
JM26620/6 C/RET.	J&RM-9245/6 C/RET.	SPAAL	61709ORSC
JM2710010/6*	J&RM-9515/6*	AJUSA	50253600
JM2710020/4*	J&RM-9516/4*	AJUSA	50224400
JM2710040/5*	J&RM-9518/5*	AJUSA	50156200
JM2710060/4*	J&RM-9520/4*	AJUSA	50224300
JM2710080/5*	J&RM-9522/5*	AJUSA	50222200
JM2710090/5*	J&RM-9526/5*	AJUSA	50246400
JM31000/3	J&RM-2346/3	ABR	64410161
JM31000/3	J&RM-2346/3	O.E.	836640289/356
JM31000/3	J&RM-2346/3	SPAAL	73320CBSC
JM31000/4	J&RM-2346/4	ABR	64410121
JM31000/4	J&RM-2346/4	O.E.	836740280/836740280
JM31000/6	J&RM-2346/6	ABR	64410131
JM31000/6	J&RM-2346/6	O.E.	8260500/836840102
JM31010/4	J&RM-2235/4	ABR	64410141
JM31010/4	J&RM-2235/4	O.E.	836740642
JM31010/4	J&RM-2235/4	SPAAL	73420CBSC
JM31010/6	J&RM-2235/6	ABR	64410151
JM31010/6	J&RM-2235/6	O.E.	82600600
JM31010/6	J&RM-2235/6	SPAAL	73620CBSC
JM43121/4	J&RM-9046/4	ABR	60210180
JM44100/4 C/RET.	J&RMR-2203/4 C/RET.	ABR	78610531
JM44100/4 C/RET.	J&RMR-2203/4 C/RET.	O.E.	0198.94
JM44100/4 C/RET.	J&RMR-2203/4 C/RET.	SABÓ	80307
JM44200/4 C/RET.	J&RMR-2377/4 C/RET.	ABR	78610551
JM44200/4 C/RET.	J&RMR-2377/4 C/RET.	O.E.	0197.36
JM48100/4-100,0mm C/RET.	J&RM-1049/4-100,0mm C/RET.	ABR	76126081
JM48100/4-100,0mm C/RET.	J&RM-1049/4-100,0mm C/RET.	ELRING	333.110
JM48100/4-100,0mm C/RET.	J&RM-1049/4-100,0mm C/RET.	O.E.	3145860390/3435860090
JM48100/4-100,0mm C/RET.	J&RM-1049/4-100,0mm C/RET.	SABÓ	48306EFPD1
JM48100/4-100,0mm C/RET.	J&RM-1049/4-100,0mm C/RET.	SPAAL	48308ORSC
JM48100/4-100,0mm C/RET.	J&RM-1049/4-100,0mm C/RET.	TARANTO	350100-R-100
JM48100/4-98,5mm C/RET.	J&RM-1049/4-98,5mm C/RET.	ABR	76116081
JM48100/4-98,5mm C/RET.	J&RM-1049/4-98,5mm C/RET.	ELRING	292.130
JM48100/4-98,5mm C/RET.	J&RM-1049/4-98,5mm C/RET.	O.E.	3145860390/3435860090
JM48100/4-98,5mm C/RET.	J&RM-1049/4-98,5mm C/RET.	SABÓ	48306EFS
JM48100/4-98,5mm C/RET.	J&RM-1049/4-98,5mm C/RET.	TARANTO	350100-R
JM48100/6-100,0mm C/RET.	J&RM-1049/6-100,0mm C/RET.	ABR	76121721
JM48100/6-100,0mm C/RET.	J&RM-1049/6-100,0mm C/RET.	ELRING	333.120
JM48100/6-100,0mm C/RET.	J&RM-1049/6-100,0mm C/RET.	O.E.	3445860190/3525861190
JM48100/6-100,0mm C/RET.	J&RM-1049/6-100,0mm C/RET.	SABÓ	48806EFPD1
JM48100/6-100,0mm C/RET.	J&RM-1049/6-100,0mm C/RET.	SPAAL	48808ORSC
JM48100/6-100,0mm C/RET.	J&RM-1049/6-100,0mm C/RET.	TARANTO	350300BR-100
JM48100/6-98,5mm C/RET.	J&RM-1049/6-98,5mm C/RET.	ABR	76141721
JM48100/6-98,5mm C/RET.	J&RM-1049/6-98,5mm C/RET.	ELRING	305.740
JM48100/6-98,5mm C/RET.	J&RM-1049/6-98,5mm C/RET.	O.E.	3445860190/3525861190
JM48100/6-98,5mm C/RET.	J&RM-1049/6-98,5mm C/RET.	SABÓ	48806EFS
JM48100/6-98,5mm C/RET.	J&RM-1049/6-98,5mm C/RET.	SPAAL	48806ORSC
JM48100/6-98,5mm C/RET.	J&RM-1049/6-98,5mm C/RET.	TARANTO	350300BR
JM48250/6-100,0mm C/RET.	J&RM-995/6-100,0mm C/RET.	ABR	76121031
JM48250/6-100,0mm C/RET.	J&RM-995/6-100,0mm C/RET.	ELRING	333.140
JM48250/6-100,0mm C/RET.	J&RM-995/6-100,0mm C/RET.	O.E.	3525861290
JM48250/6-100,0mm C/RET.	J&RM-995/6-100,0mm C/RET.	SABÓ	48906EFPD1
JM48250/6-100,0mm C/RET.	J&RM-995/6-100,0mm C/RET.	SPAAL	48809ORSC
JM48250/6-100,0mm C/RET.	J&RM-995/6-100,0mm C/RET.	TARANTO	350400BRT100
JM48250/6-98,5mm C/RET.	J&RM-995/6-98,5mm C/RET.	ABR	76141031
JM48250/6-98,5mm C/RET.	J&RM-995/6-98,5mm C/RET.	ELRING	305.800
JM48250/6-98,5mm C/RET.	J&RM-995/6-98,5mm C/RET.	O.E.	3520102621/3530104708
JM48250/6-98,5mm C/RET.	J&RM-995/6-98,5mm C/RET.	SABÓ	48906EFPD4
JM48250/6-98,5mm C/RET.	J&RM-995/6-98,5mm C/RET.	TARANTO	350400BRT

TABELA DE CONVERSÃO / CROSS REFERENCE

CÓDIGO MAHLE	CÓDIGO METAL LEVE	CONVERSÕES	
		FABRICANTE	CÓDIGO
JM48350/6-100,0mm C/RET.	J&RM-9041/6-100,0mm C/RET.	ABR	76161031
JM48350/6-100,0mm C/RET.	J&RM-9041/6-100,0mm C/RET.	O.E.	3520102780/3620100080
JM48350/6-100,0mm C/RET.	J&RM-9041/6-100,0mm C/RET.	SABÓ	48906EFPSD7
JM48350/6-100,0mm C/RET.	J&RM-9041/6-100,0mm C/RET.	SPAAL	48810ORSC
JM48410/4-100,0mm C/RET.	J&RM-1807/4-100,0mm C/RET.	ABR	76111681
JM48410/4-100,0mm C/RET.	J&RM-1807/4-100,0mm C/RET.	ELRING	333.160
JM48410/4-100,0mm C/RET.	J&RM-1807/4-100,0mm C/RET.	O.E.	3640104020/3640100480
JM48410/4-100,0mm C/RET.	J&RM-1807/4-100,0mm C/RET.	SPAAL	48408ORSC
JM48410/4-100,0mm C/RET.	J&RM-1807/4-100,0mm C/RET.	TARANTO	350800-R-100
JM48410/4-98,5mm C/RET.	J&RM-1807/4-98,5mm C/RET.	ABR	76121681
JM48410/4-98,5mm C/RET.	J&RM-1807/4-98,5mm C/RET.	ELRING	321.740
JM48410/4-98,5mm C/RET.	J&RM-1807/4-98,5mm C/RET.	O.E.	3640104020/2208
JM48410/4-98,5mm C/RET.	J&RM-1807/4-98,5mm C/RET.	SABÓ	48206EFPSD
JM48410/4-98,5mm C/RET.	J&RM-1807/4-98,5mm C/RET.	TARANTO	350800-R
JM48410/6-100,0mm C/RET.	J&RM-1807/6-100,0mm C/RET.	ABR	76111691
JM48410/6-100,0mm C/RET.	J&RM-1807/6-100,0mm C/RET.	ELRING	333.170
JM48410/6-100,0mm C/RET.	J&RM-1807/6-100,0mm C/RET.	O.E.	3660100380/3308
JM48410/6-100,0mm C/RET.	J&RM-1807/6-100,0mm C/RET.	SABÓ	48606EFPSD
JM48410/6-100,0mm C/RET.	J&RM-1807/6-100,0mm C/RET.	SPAAL	48608ORSC
JM48410/6-98,5mm C/RET.	J&RM-1807/6-98,5mm C/RET.	ABR	76121691
JM48410/6-98,5mm C/RET.	J&RM-1807/6-98,5mm C/RET.	ELRING	324.370
JM48410/6-98,5mm C/RET.	J&RM-1807/6-98,5mm C/RET.	O.E.	3660106120/4408
JM48510/4-100,0mm C/RET.	J&RM-1475/4-100,0mm C/RET.	ABR	76111671
JM48510/4-100,0mm C/RET.	J&RM-1475/4-100,0mm C/RET.	O.E.	3640100380/0480
JM48510/4-100,0mm C/RET.	J&RM-1475/4-100,0mm C/RET.	SPAAL	48410ORSC
JM48510/4-98,5mm C/RET.	J&RM-1475/4-98,5mm C/RET.	ABR	76121671
JM48510/4-98,5mm C/RET.	J&RM-1475/4-98,5mm C/RET.	ELRING	499.330
JM48510/4-98,5mm C/RET.	J&RM-1475/4-98,5mm C/RET.	O.E.	3640105320/2208
JM48510/4-98,5mm C/RET.	J&RM-1475/4-98,5mm C/RET.	SABÓ	80364
JM48510/6-100,0mm C/RET.	J&RM-1475/6-100,0mm C/RET.	ABR	76141701
JM48510/6-100,0mm C/RET.	J&RM-1475/6-100,0mm C/RET.	ELRING	324.380
JM48510/6-100,0mm C/RET.	J&RM-1475/6-100,0mm C/RET.	O.E.	3660103820/3308
JM48510/6-100,0mm C/RET.	J&RM-1475/6-100,0mm C/RET.	SABÓ	80362
JM48510/6-100,0mm C/RET.	J&RM-1475/6-100,0mm C/RET.	SPAAL	48610ORSC
JM48510/6-100,0mm C/RET.	J&RM-1475/6-100,0mm C/RET.	TARANTO	350900BRT100
JM48510/6-98,5mm C/RET.	J&RM-1475/6-98,5mm C/RET.	ABR	76121701
JM48510/6-98,5mm C/RET.	J&RM-1475/6-98,5mm C/RET.	ELRING	324.350
JM48510/6-98,5mm C/RET.	J&RM-1475/6-98,5mm C/RET.	O.E.	3660100380/3308
JM48510/6-98,5mm C/RET.	J&RM-1475/6-98,5mm C/RET.	SABÓ	80270
JM48510/6-98,5mm C/RET.	J&RM-1475/6-98,5mm C/RET.	TARANTO	350900BRT
JM48600/5 C/RET.	J&RM-900/5 C/RET.	ABR	76113121
JM48600/5 C/RET.	J&RM-900/5 C/RET.	ELRING	327.590
JM48600/5 C/RET.	J&RM-900/5 C/RET.	O.E.	3555860290
JM48600/5 C/RET.	J&RM-900/5 C/RET.	SABÓ	48907EFPSD
JM48600/5 C/RET.	J&RM-900/5 C/RET.	SPAAL	48909OROR
JM48600/5 C/RET.	J&RM-900/5 C/RET.	TARANTO	350600-R
JM48600/6 C/RET.	J&RM-900/6 C/RET.	ABR	76112501
JM48600/6 C/RET.	J&RM-900/6 C/RET.	ELRING	325.350
JM48600/6 C/RET.	J&RM-900/6 C/RET.	O.E.	3555860390
JM48600/6 C/RET.	J&RM-900/6 C/RET.	SABÓ	48908EFPSD
JM48600/6 C/RET.	J&RM-900/6 C/RET.	SPAAL	48908OROR
JM48600/6 C/RET.	J&RM-900/6 C/RET.	TARANTO	360400-R
JM48760/6 C/RET.	J&RM-9295/6 C/RET.	ABR	76119061
JM48760/6 C/RET.	J&RM-9295/6 C/RET.	ELRING	58.559
JM48760/6 C/RET.	J&RM-9295/6 C/RET.	O.E.	9060105521/9060104505
JM48760/6 C/RET.	J&RM-9295/6 C/RET.	SPAAL	47906ORBI
JM48770/4 C/RET.	J&RM-9296/4 C/RET.	ABR	76119241
JM48770/4 C/RET.	J&RM-9296/4 C/RET.	ELRING	539.181
JM48770/4 C/RET.	J&RM-9296/4 C/RET.	O.E.	9240101520/9040104505
JM48770/4 C/RET.	J&RM-9296/4 C/RET.	SPAAL	47924ORBI
JM48780/6 C/RET.	J&RM-9297/6 C/RET.	ABR	76119261
JM48780/6 C/RET.	J&RM-9297/6 C/RET.	ELRING	538.232
JM48780/6 C/RET.	J&RM-9297/6 C/RET.	O.E.	9260102520/9260161220
JM48780/6 C/RET.	J&RM-9297/6 C/RET.	SPAAL	47926ORBI
JM48930/5	J&RM-1894/5	ABR	66196125
JM48930/5	J&RM-1894/5	ELRING	499.340
JM48930/5	J&RM-1894/5	O.E.	4760100020/4270100005
JM48930/5	J&RM-1894/5	SABÓ	80449

Descrição do Produto / Radical MAHLE / Radical Metal Leve: Junta do Coletor de Escape / JA / JA ;
 Junta do Coletor de Admissão / JAA / JAA; Junta do Coletor de Admissão e Escape / JAAE / JAAE;
 Junta do Carter / JAC / JAC; Junta da Tampa de Válvulas / JAV / JAV; Junta da Válvula Termostática / JAVT / JAVT;
 Junta do Cabeçote / JC / J&RC; Jogo de Juntas Inferior do Motor / JI / J&RI; Jogo de Juntas do Motor / JM / J&RM;
 Jogo de Juntas Superior do Motor / JS / J&RS; Jogo de Parafusos do Cabeçote / PF / PF;
 * Itens sob Consulta



CÓDIGO MAHLE	CÓDIGO METAL LEVE	CONVERSÕES	
		FABRICANTE	CÓDIGO
JM48930/5	J&RM-1894/5	SPAAL	48405CBBI
JM48930/5	J&RM-1894/5	TARANTO	360000
JM48930/6	J&RM-1894/6	ABR	66196115
JM48930/6	J&RM-1894/6	ELRING	499.559
JM48930/6	J&RM-1894/6	O.E.	4075865090
JM48930/6	J&RM-1894/6	SABÓ	80447
JM48930/6	J&RM-1894/6	SPAAL	48407CBBI
JM48930/6	J&RM-1894/6	TARANTO	360300
JM48940/5 C/RET.	J&RM-2095/5 C/RET.	ABR	76196125
JM48940/5 C/RET.	J&RM-2095/5 C/RET.	ELRING	499.342
JM48940/5 C/RET.	J&RM-2095/5 C/RET.	O.E.	4760100020/4270100005
JM48940/5 C/RET.	J&RM-2095/5 C/RET.	SABÓ	80282
JM48940/5 C/RET.	J&RM-2095/5 C/RET.	SPAAL	48405ORBI
JM48940/5 C/RET.	J&RM-2095/5 C/RET.	TARANTO	360000-R
JM48940/6 C/RET.	J&RM-2095/6 C/RET.	ABR	76196115
JM48940/6 C/RET.	J&RM-2095/6 C/RET.	ELRING	499.552
JM48940/6 C/RET.	J&RM-2095/6 C/RET.	O.E.	4075865090
JM48940/6 C/RET.	J&RM-2095/6 C/RET.	O.E.	4760100605
JM48940/6 C/RET.	J&RM-2095/6 C/RET.	SABÓ	80281
JM48940/6 C/RET.	J&RM-2095/6 C/RET.	SPAAL	48407ORBI
JM48940/6 C/RET.	J&RM-2095/6 C/RET.	TARANTO	360300-R
JM48964/6	J&RM-9272/6	ABR	66114621
JM48964/6	J&RM-9272/6	O.E.	4570107920/4570100505
JM48964/6 C/RET.	J&RM-9272/6 C/RET.	ABR	76114621
JM48964/6 C/RET.	J&RM-9272/6 C/RET.	ELRING	136.295
JM48964/6 C/RET.	J&RM-9272/6 C/RET.	O.E.	4570107920/4570100505
JM48980/4 C/RET.	J&RM-9088/4 C/RET.	ABR	76119041
JM48980/4 C/RET.	J&RM-9088/4 C/RET.	ELRING	58.724
JM48980/4 C/RET.	J&RM-9088/4 C/RET.	O.E.	9040101921/9040104505
JM48980/4 C/RET.	J&RM-9088/4 C/RET.	SPAAL	47904ORBI
JM48980/4 C/RET.	J&RM-9088/4 C/RET.	TARANTO	351000-R
JM48990/6	J&RM-2395/6	ABR	66114611
JM48990/6	J&RM-2395/6	O.E.	4570100105/4570107320
JM48990/6	J&RM-2395/6	SABÓ	80296
JM48990/6 C/RET.	J&RM-2395/6 C/RET.	ABR	76114573
JM48990/6 C/RET.	J&RM-2395/6 C/RET.	ABR	76114611
JM48990/6 C/RET.	J&RM-2395/6 C/RET.	ELRING	577.350
JM48990/6 C/RET.	J&RM-2395/6 C/RET.	O.E.	4570100105/4570107320
JM48990/6 C/RET.	J&RM-2395/6 C/RET.	SABÓ	80295
JM51620/4 C/RET.	J&RMR-9332/4 C/RET.	ABR	72310280
JM51620/4 C/RET.	J&RMR-9332/4 C/RET.	O.E.	061A1-PM3-T00/061B1-PM0-000
JM51630/4 C/RET.	J&RMR-9333/4 C/RET.	ABR	72310292
JM51630/4 C/RET.	J&RMR-9333/4 C/RET.	O.E.	06110-PLC-010/06111-PMM-031
JM51640/4 C/RET.	J&RMR-9334/4 C/RET.	ABR	72310322
JM51640/4 C/RET.	J&RMR-9334/4 C/RET.	O.E.	06110-P08-010/06111-P08-000
JM51650/4 C/RET.	J&RMR-9335/4 C/RET.	ABR	72310252
JM51650/4 C/RET.	J&RMR-9335/4 C/RET.	O.E.	06110-PLL-Y01/06111-PMM-A31
JM51650/4 C/RET.	J&RMR-9335/4 C/RET.	TARANTO	861600-R
JM51660/4 C/RET.	J&RMR-9336/4 C/RET.	ABR	72310272
JM51660/4 C/RET.	J&RMR-9336/4 C/RET.	O.E.	06110-P08-010/06111-P07-000
JM51660/4 C/RET.	J&RMR-9336/4 C/RET.	SPAAL	20120ORML
JM51670/4 C/RET.	J&RMR-9337/4 C/RET.	ABR	72310342
JM51670/4 C/RET.	J&RMR-9337/4 C/RET.	O.E.	06110-PWG-M00/06110-PWG-010
JM51670/4 C/RET.	J&RMR-9337/4 C/RET.	SPAAL	20210ORML
JM51680/4 C/RET.	J&RMR-9338/4 C/RET.	ABR	72310332
JM51680/4 C/RET.	J&RMR-9338/4 C/RET.	O.E.	06110-REB-ZO1/06114-PNA-010
JM51680/4 C/RET.	J&RMR-9338/4 C/RET.	SPAAL	20220ORML
JM57100/3 C/RET.	J&RM-1178/3 C/RET.	ABR	70910359
JM57100/3 C/RET.	J&RM-1178/3 C/RET.	ELRING	318.540
JM57100/3 C/RET.	J&RM-1178/3 C/RET.	O.E.	3152178
JM57100/3 C/RET.	J&RM-1178/3 C/RET.	SABÓ	70006EFPSD
JM57100/3 C/RET.	J&RM-1178/3 C/RET.	SPAAL	70006CBSC01
JM57100/3 C/RET.	J&RM-1178/3 C/RET.	TARANTO	420400BR/7
JM57120/4 C/RET.	J&RM-887/4 C/RET.	ABR	70913001
JM57120/4 C/RET.	J&RM-887/4 C/RET.	ELRING	316.610
JM57120/4 C/RET.	J&RM-887/4 C/RET.	O.E.	4203189
JM57120/4 C/RET.	J&RM-887/4 C/RET.	SABÓ	70606EFPSD
JM57120/4 C/RET.	J&RM-887/4 C/RET.	SPAAL	70606ORSC

TABELA DE CONVERSÃO / CROSS REFERENCE

MAHLE

CÓDIGO MAHLE	CÓDIGO METAL LEVE	CONVERSÕES	
		FABRICANTE	CÓDIGO
JM57120/4 C/RET.	J&RM-887/4 C/RET.	TARANTO	410500BR/7
JM57200/4 C/RET.	J&RM-1097/4 C/RET.	ABR	70910051
JM57200/4 C/RET.	J&RM-1097/4 C/RET.	SABÓ	70206FFPSD
JM57200/4 C/RET.	J&RM-1097/4 C/RET.	SPAAL	70307ORSC
JM57220/4 C/RET.	J&RM-988/4 C/RET.	ABR	70912981
JM57220/4 C/RET.	J&RM-988/4 C/RET.	ELRING	312.550
JM57220/4 C/RET.	J&RM-988/4 C/RET.	O.E.	4232232
JM57220/4 C/RET.	J&RM-988/4 C/RET.	SABÓ	70207FFPSD
JM57220/4 C/RET.	J&RM-988/4 C/RET.	SPAAL	70306ORSC
JM57220/4 C/RET.	J&RM-988/4 C/RET.	TARANTO	410700BR/7
JM57240/4 C/RET.	J&RM-1338/4 C/RET.	ABR	70910151
JM57240/4 C/RET.	J&RM-1338/4 C/RET.	ELRING	312.380
JM57240/4 C/RET.	J&RM-1338/4 C/RET.	O.E.	4236234
JM57240/4 C/RET.	J&RM-1338/4 C/RET.	SABÓ	80185
JM57240/4 C/RET.	J&RM-1338/4 C/RET.	SPAAL	70307ORSC
JM57240/4 C/RET.	J&RM-1338/4 C/RET.	TARANTO	401000-R
JM57260/4 C/RET.	J&RM-1684/4 C/RET.	ABR	70913031
JM57260/4 C/RET.	J&RM-1684/4 C/RET.	O.E.	4236229
JM57260/4 C/RET.	J&RM-1684/4 C/RET.	SABÓ	80236
JM57260/4 C/RET.	J&RM-1684/4 C/RET.	SPAAL	70308ORSC
JM57270/3 C/RET.	J&RM-9240/3 C/RET.	ABR	70910361
JM57270/3 C/RET.	J&RM-9240/3 C/RET.	O.E.	3152161/2
JM57270/3 C/RET.	J&RM-9240/3 C/RET.	SPAAL	70110CBSC01
JM57270/3 C/RET.	J&RM-9240/3 C/RET.	TARANTO	422000-R
JM57280/6 C/RET.	J&RM-1172/6 C/RET.	ABR	70913763
JM57280/6 C/RET.	J&RM-1172/6 C/RET.	ELRING	292.390
JM57280/6 C/RET.	J&RM-1172/6 C/RET.	O.E.	6354134
JM57280/6 C/RET.	J&RM-1172/6 C/RET.	SABÓ	80196
JM57280/6 C/RET.	J&RM-1172/6 C/RET.	SPAAL	70208ORSC
JM57282/6 C/RET.	J&RM-9026/6 C/RET.	ABR	70913761
JM57282/6 C/RET.	J&RM-9026/6 C/RET.	ELRING	292.380
JM57282/6 C/RET.	J&RM-9026/6 C/RET.	O.E.	6354128
JM57282/6 C/RET.	J&RM-9026/6 C/RET.	SABÓ	70106FFPSD
JM57282/6 C/RET.	J&RM-9026/6 C/RET.	SPAAL	70207ORSC
JM57282/6 C/RET.	J&RM-9026/6 C/RET.	TARANTO	400400BR
JM57300/4 C/RET.	J&RM-2142/4 C/RET.	ABR	70914733
JM57300/4 C/RET.	J&RM-2142/4 C/RET.	ELRING	306.050
JM57300/4 C/RET.	J&RM-2142/4 C/RET.	O.E.	S4040/41
JM57300/4 C/RET.	J&RM-2142/4 C/RET.	SABÓ	80344
JM57300/4 C/RET.	J&RM-2142/4 C/RET.	SPAAL	70305ORSC
JM57300/4 C/RET.	J&RM-2142/4 C/RET.	TARANTO	280300-R
JM57330/4 C/RET.	J&RM-1178/4 C/RET.	ABR	70912931
JM57330/4 C/RET.	J&RM-1178/4 C/RET.	O.E.	4203194
JM57330/4 C/RET.	J&RM-1178/4 C/RET.	SABÓ	70506FFPSD
JM57330/4 C/RET.	J&RM-1178/4 C/RET.	SPAAL	70506ORSC
JM57340/4 C/RET.	J&RM-9241/4 C/RET.	ABR	70916151
JM57340/4 C/RET.	J&RM-9241/4 C/RET.	O.E.	4236235
JM57340/4 C/RET.	J&RM-9241/4 C/RET.	SPAAL	70309ORSC
JM57340/4 C/RET.	J&RM-9241/4 C/RET.	TARANTO	420200BR/7
JM57430/4 C/RET.	J&RM-2257/4 C/RET.	ABR	70914753
JM57430/4 C/RET.	J&RM-2257/4 C/RET.	ELRING	410.500
JM57430/4 C/RET.	J&RM-2257/4 C/RET.	O.E.	P4006/8
JM57430/4 C/RET.	J&RM-2257/4 C/RET.	SABÓ	80349
JM57430/4 C/RET.	J&RM-2257/4 C/RET.	SPAAL	70405ORSC
JM57430/4 C/RET.	J&RM-2257/4 C/RET.	TARANTO	401100-R
JM57460/4 C/RET.	J&RM-9160/4 C/RET.	ABR	70914053
JM57460/4 C/RET.	J&RM-9160/4 C/RET.	O.E.	U5LT0178/U5LB0152
JM57460/6 C/RET.	J&RM-9160/6 C/RET.	ABR	70914763
JM57460/6 C/RET.	J&RM-9160/6 C/RET.	O.E.	U5LT0179/U5LB0053
JM57460/6 C/RET.	J&RM-9160/6 C/RET.	SABÓ	80415
JM57460/6 C/RET.	J&RM-9160/6 C/RET.	SPAAL	70205ORSC
JM57600/6 C/RET.	J&RM-933/6 C/RET.	ABR	70912881
JM57600/6 C/RET.	J&RM-933/6 C/RET.	ELRING	315.250
JM57600/6 C/RET.	J&RM-933/6 C/RET.	O.E.	6357133
JM57600/6 C/RET.	J&RM-933/6 C/RET.	SABÓ	70906FFPSD
JM57600/6 C/RET.	J&RM-933/6 C/RET.	SPAAL	70906CBSC01
JM57600/6 C/RET.	J&RM-933/6 C/RET.	TARANTO	410900-R
JM57700/6 C/RET.	J&RM-934/6 C/RET.	ABR	70913439

Descrição do Produto / Radical MAHLE / Radical Metal Leve: Junta do Coletor de Escape / JA / JA ;
 Junta do Coletor de Admissão / JAA / JAA; Junta do Coletor de Admissão e Escape / JAAE / JAAE;
 Junta do Câter / JAC / JAC; Junta da Tampa de Válvulas / JAV / JAV; Junta da Válvula Termostática / JAVT / JAVT;
 Junta do Cabeçote / JC / J&RC; Jogo de Juntas Inferior do Motor / JI / J&RI; Jogo de Juntas do Motor / JM / J&RM;
 Jogo de Juntas Superior do Motor / JS / J&RS; Jogo de Parafusos do Cabeçote / PF / PF;
 * Itens sob Consulta



© MAHLE 2019/2020 | 399

CÓDIGO MAHLE	CÓDIGO METAL LEVE	CONVERSÕES	
		FABRICANTE	CÓDIGO
JM57700/6 C/RET.	J&RM-934/6 C/RET.	ELRING	312.690
JM57700/6 C/RET.	J&RM-934/6 C/RET.	O.E.	635870
JM57700/6 C/RET.	J&RM-934/6 C/RET.	SABÓ	70706FFPSD
JM57700/6 C/RET.	J&RM-934/6 C/RET.	SPAAL	70706ORSC
JM57700/6 C/RET.	J&RM-934/6 C/RET.	TARANTO	420000-R
JM57750/4 C/RET.	J&RM-9125/4 C/RET.	ABR	70914873
JM57750/4 C/RET.	J&RM-9125/4 C/RET.	O.E.	HS076/79
JM57850/4 C/RET.	J&RM-9059/4 C/RET.	ABR	70914773
JM57850/4 C/RET.	J&RM-9059/4 C/RET.	O.E.	HS001/051
JM57850/4 C/RET.	J&RM-9059/4 C/RET.	SPAAL	70106ORSC
JM59000/4	J&RM-930/4	ABR	64111471
JM59000/4	J&RM-930/4	ELRING	577.140
JM59000/4	J&RM-930/4	O.E.	85959
JM59000/4	J&RM-930/4	SABÓ	11008FFPSG
JM59000/4	J&RM-930/4	SPAAL	11220CBSC
JM59000/4	J&RM-930/4	TARANTO	320600
JM59010/4	J&RM-1633/4	ABR	64114331
JM59010/4	J&RM-1633/4	O.E.	84SU6008A
JM59010/4	J&RM-1633/4	SABÓ	11006FFPSG
JM59010/4	J&RM-1633/4	SPAAL	11708CBSC
JM59010/4 C/RET.	J&RM-1633/4 C/RET.	ABR	74114331
JM59020/4	J&RM-9246/4	ABR	64114861
JM59020/4	J&RM-9246/4	ELRING	585.064
JM59020/4	J&RM-9246/4	SPAAL	11208CBSC
JM59020/4	J&RM-9246/4	TARANTO	311000
JM59040/4	J&RM-9247/4	ABR	64114871
JM59040/4	J&RM-9247/4	ELRING	596.395
JM59040/4	J&RM-9247/4	SPAAL	11209CBSC
JM59040/4	J&RM-9247/4	TARANTO	310800
JM59100/4	J&RM-1052/4	ABR	64114211
JM59100/4	J&RM-1052/4	ELRING	577.222
JM59100/4	J&RM-1052/4	O.E.	BD9M6008A
JM59100/4	J&RM-1052/4	SABÓ	11306FFPSG
JM59100/4	J&RM-1052/4	SPAAL	11420CBSC
JM59100/4	J&RM-1052/4	TARANTO	310600
JM59100/4 C/RET.	J&RM-1052/4 C/RET.	ABR	74114211
JM59100/4 C/RET.	J&RM-1052/4 C/RET.	ELRING	577.223
JM59100/4 C/RET.	J&RM-1052/4 C/RET.	O.E.	BD9M6008A
JM59100/4 C/RET.	J&RM-1052/4 C/RET.	SPAAL	11420ORSC
JM59100/4 C/RET.	J&RM-1052/4 C/RET.	TARANTO	310600-R
JM59150/4	J&RM-9165/4	ABR	64114931
JM59150/4	J&RM-9165/4	SPAAL	11111CBSC
JM59150/4	J&RM-9165/4	TARANTO	320500
JM59201/4 C/RET.	J&RMR-1632/4 C/RET.	ABR	74114341
JM59201/4 C/RET.	J&RMR-1632/4 C/RET.	ELRING	577.741
JM59201/4 C/RET.	J&RMR-1632/4 C/RET.	O.E.	84SU6008B
JM59201/4 C/RET.	J&RMR-1632/4 C/RET.	SABÓ	11307FLEXR
JM59201/4 C/RET.	J&RMR-1632/4 C/RET.	SPAAL	11706ORSC
JM59201/4 C/RET.	J&RMR-1632/4 C/RET.	TARANTO	300700BR
JM59202/4	J&RM-1632/4	ABR	64114341
JM59202/4	J&RM-1632/4	ELRING	577.742
JM59202/4	J&RM-1632/4	O.E.	84SU6008B
JM59202/4	J&RM-1632/4	SABÓ	11307FLEX
JM59202/4	J&RM-1632/4	SPAAL	11706CBSC
JM59202/4	J&RM-1632/4	TARANTO	300700
JM59490/4 C/RET.	J&RMR-2092/4 C/RET.	ABR	78514311
JM59490/4 C/RET.	J&RMR-2092/4 C/RET.	ELRING	578.933
JM59490/4 C/RET.	J&RMR-2092/4 C/RET.	O.E.	84SU6008A
JM59490/4 C/RET.	J&RMR-2092/4 C/RET.	SABÓ	80451
JM59490/4 C/RET.	J&RMR-2092/4 C/RET.	SPAAL	46610ORSC
JM59490/4 C/RET.	J&RMR-2092/4 C/RET.	TARANTO	310700-R
JM59492/4	J&RM-2092/4	ABR	68514311
JM59492/4	J&RM-2092/4	ELRING	578.934
JM59492/4	J&RM-2092/4	O.E.	84SU6008A
JM59492/4	J&RM-2092/4	SABÓ	80450
JM59492/4	J&RM-2092/4	SPAAL	46610CBSC
JM59492/4	J&RM-2092/4	TARANTO	310700
JM59500/4	J&RM-9014/4	ABR	64114841

CÓDIGO MAHLE	CÓDIGO METAL LEVE	CONVERSÕES	
		FABRICANTE	CÓDIGO
JM59500/4	J&RM-9014/4	SPAAL	11208BISC
JM59520/4	J&RM-9164/4	ABR	64114921
JM59520/4	J&RM-9164/4	SABÓ	80381
JM59520/4	J&RM-9164/4	SPAAL	11110CBSC
JM59520/4	J&RM-9164/4	TARANTO	320300
JM59560/4	J&RM-9192/4	ABR	64114901
JM59560/4	J&RM-9192/4	ELRING	122.900
JM59560/4	J&RM-9192/4	SABÓ	80377
JM59560/4	J&RM-9192/4	SPAAL	11004BISC
JM59560/4	J&RM-9192/4	TARANTO	340100
JM59570/4	J&RM-9199/4	ABR	64114911
JM59570/4	J&RM-9199/4	ELRING	123.016
JM59570/4	J&RM-9199/4	SABÓ	80378
JM59570/4	J&RM-9199/4	SPAAL	11005BISC
JM59570/4	J&RM-9199/4	TARANTO	340200
JM59600/4	J&RM-9015/4	ABR	64114851
JM59600/4	J&RM-9015/4	SPAAL	11209BISC
JM63010/4 C/RET.	J&RMR-9101/4 C/RET.	ABR	78910161
JM63010/4 C/RET.	J&RMR-9101/4 C/RET.	ELRING	374.140
JM63010/4 C/RET.	J&RMR-9101/4 C/RET.	O.E.	040111-54090
JM63010/4 C/RET.	J&RMR-9101/4 C/RET.	SPAAL	21210ORML
JM63030/4 C/RET.	J&RMR-9314/4 C/RET.	ABR	78910101
JM63030/4 C/RET.	J&RMR-9314/4 C/RET.	O.E.	040111-16280
JM63030/4 C/RET.	J&RMR-9314/4 C/RET.	SABÓ	80375
JM63030/4 C/RET.	J&RMR-9314/4 C/RET.	SPAAL	21120ORML
JM63040/4 C/RET.	J&RMR-9315/4 C/RET.	ABR	78910121
JM63040/4 C/RET.	J&RMR-9315/4 C/RET.	ELRING	19.930
JM63040/4 C/RET.	J&RMR-9315/4 C/RET.	O.E.	040111-16231
JM63040/4 C/RET.	J&RMR-9315/4 C/RET.	SABÓ	80373
JM63040/4 C/RET.	J&RMR-9315/4 C/RET.	SPAAL	21130ORSC
JM63050/4 C/RET.	J&RMR-9316/4 C/RET.	ABR	78910082
JM63050/4 C/RET.	J&RMR-9316/4 C/RET.	O.E.	040111-22060
JM63050/4 C/RET.	J&RMR-9316/4 C/RET.	SPAAL	21110ORML
JM63050/4 C/RET.	J&RMR-9316/4 C/RET.	TARANTO	923300-R
JM63060/4 C/RET.	J&RMR-9317/4 C/RET.	ABR	78910042
JM63060/4 C/RET.	J&RMR-9317/4 C/RET.	O.E.	040111-30050
JM63070/4 C/RET.	J&RMR-9318/4 C/RET.	ABR	78910052
JM63070/4 C/RET.	J&RMR-9318/4 C/RET.	O.E.	040111-30030
JM63080/4 C/RET.	J&RMR-9319/4 C/RET.	ABR	78910143
JM63080/4 C/RET.	J&RMR-9319/4 C/RET.	O.E.	040111-67041
JM63090/4 C/RET.	J&RMR-9320/4 C/RET.	ABR	78910182
JM63090/4 C/RET.	J&RMR-9320/4 C/RET.	O.E.	040111-54220
JM63720/4 C/RET.	J&RMR-9321/4 C/RET.	ABR	78910072
JM63720/4 C/RET.	J&RMR-9321/4 C/RET.	O.E.	040111-58070
JM70110/4 C/RET.	J&RMR-9331/4 C/RET.	ABR	78510652
JM70150/4 C/RET.	J&RMR-888/4 C/RET.	ABR	78512220
JM70150/4 C/RET.	J&RMR-888/4 C/RET.	ELRING	583.831
JM70150/4 C/RET.	J&RMR-888/4 C/RET.	O.E.	111198007AF
JM70150/4 C/RET.	J&RMR-888/4 C/RET.	SABÓ	46606EF4
JM70150/4 C/RET.	J&RMR-888/4 C/RET.	SPAAL	46606OR
JM70150/4 C/RET.	J&RMR-888/4 C/RET.	TARANTO	220300-R
JM70500/4	J&RM-2343/4	ABR	68514501
JM70500/4	J&RM-2343/4	SABÓ	80019
JM70500/4	J&RM-2343/4	SPAAL	46106CBSC
JM70500/4	J&RM-2343/4	TARANTO	230600
JM70500/4 C/RET.	J&RMR-2343/4 C/RET.	ABR	78514501
JM70500/4 C/RET.	J&RMR-2343/4 C/RET.	SPAAL	46106ORSC
JM70500/4 C/RET.	J&RMR-2343/4 C/RET.	TARANTO	230600-R
JM70505/4	J&RM-9131/4	ABR	68514801
JM70505/4	J&RM-9131/4	SPAAL	46108CBSC
JM70550/4	J&RM-2409/4	ABR	68514601
JM70550/4	J&RM-2409/4	SABÓ	80021
JM70550/4	J&RM-2409/4	SPAAL	46107CBSC
JM70550/4	J&RM-2409/4	TARANTO	230500
JM70550/4 C/RET.	J&RMR-2409/4 C/RET.	ABR	78514601
JM70550/4 C/RET.	J&RMR-2409/4 C/RET.	SPAAL	46107ORSC
JM70550/4 C/RET.	J&RMR-2409/4 C/RET.	TARANTO	230500-R
JM70590/4 C/RET.	J&RMR-1092/4 C/RET.	ABR	78512541

Descrição do Produto / Radical MAHLE / Radical Metal Leve: Junta do Coletor de Escape / JA / JA ;
 Junta do Coletor de Admissão / JAA / JAA; Junta do Coletor de Admissão e Escape / JAAE / JAAE;
 Junta do Carter / JAC / JAC; Junta da Tampa de Válvulas / JAV / JAV; Junta da Válvula Termostática / JAVT / JAVT;
 Junta do Cabeçote / JC / J&RC; Jogo de Juntas Inferior do Motor / JI / J&RI; Jogo de Juntas do Motor / JM / J&RM;
 Jogo de Juntas Superior do Motor / JS / J&RS; Jogo de Parafusos do Cabeçote / PF / PF;

* Itens sob Consulta

CÓDIGO MAHLE	CÓDIGO METAL LEVE	CONVERSÕES	
		FABRICANTE	CÓDIGO
JM70590/4 C/RET.	J&RMR-1092/4 C/RET.	ELRING	583.871
JM70590/4 C/RET.	J&RMR-1092/4 C/RET.	O.E.	ZBA198011/12
JM70590/4 C/RET.	J&RMR-1092/4 C/RET.	SABÓ	46806EFG
JM70590/4 C/RET.	J&RMR-1092/4 C/RET.	SPAAL	46707ORSC
JM70592/4	J&RM-1092/4	ABR	68512541
JM70592/4	J&RM-1092/4	ELRING	583.872
JM70592/4	J&RM-1092/4	O.E.	ZBA198011/12
JM70592/4	J&RM-1092/4	SABÓ	46806EFG
JM70592/4	J&RM-1092/4	SPAAL	46706CBSC
JM70592/4	J&RM-1092/4	TARANTO	220800
JM70670/4 C/RET.	J&RMR-1291/4 C/RET.	ABR	78514101
JM70670/4 C/RET.	J&RMR-1291/4 C/RET.	ELRING	583.981
JM70670/4 C/RET.	J&RMR-1291/4 C/RET.	O.E.	049198011C
JM70670/4 C/RET.	J&RMR-1291/4 C/RET.	SABÓ	46906EFG
JM70670/4 C/RET.	J&RMR-1291/4 C/RET.	SPAAL	46708ORSC
JM70670/4 C/RET.	J&RMR-1291/4 C/RET.	TARANTO	220400BR
JM70672/4	J&RM-1291/4	ABR	68514101
JM70672/4	J&RM-1291/4	ELRING	583.982
JM70672/4	J&RM-1291/4	O.E.	049198011C
JM70672/4	J&RM-1291/4	SABÓ	46906EFG
JM70672/4	J&RM-1291/4	SPAAL	46708CBSC
JM70672/4	J&RM-1291/4	TARANTO	220400B
JM70680/4 C/RET.	J&RMR-1479/4 C/RET.	ABR	78514271
JM70680/4 C/RET.	J&RMR-1479/4 C/RET.	ELRING	583.721
JM70680/4 C/RET.	J&RMR-1479/4 C/RET.	O.E.	27198001
JM70680/4 C/RET.	J&RMR-1479/4 C/RET.	SABÓ	46506FLEXR
JM70680/4 C/RET.	J&RMR-1479/4 C/RET.	SPAAL	46807ORSC
JM70680/4 C/RET.	J&RMR-1479/4 C/RET.	TARANTO	220600-R
JM70682/4	J&RM-1479/4	ABR	68514271
JM70682/4	J&RM-1479/4	ELRING	583.722
JM70682/4	J&RM-1479/4	O.E.	27198001
JM70682/4	J&RM-1479/4	SABÓ	80224FLEX
JM70682/4	J&RM-1479/4	SPAAL	46807CBSC
JM70682/4	J&RM-1479/4	TARANTO	220600
JM70810/4	J&RM-2436/4	ABR	68514371
JM70810/4	J&RM-2436/4	ELRING	338.450
JM70810/4	J&RM-2436/4	SPAAL	46808CBSC
JM70810/4	J&RM-2436/4	TARANTO	230300
JM70810/4 C/RET.	J&RMR-2436/4 C/RET.	ABR	78514371
JM70810/4 C/RET.	J&RMR-2436/4 C/RET.	ELRING	338.440
JM70810/4 C/RET.	J&RMR-2436/4 C/RET.	SABÓ	80348FLEXR
JM70810/4 C/RET.	J&RMR-2436/4 C/RET.	SPAAL	46808ORSC
JM70870/4 C/RET.	J&RMR-1919/4 C/RET.	ABR	78514401
JM70870/4 C/RET.	J&RMR-1919/4 C/RET.	ELRING	593.960
JM70870/4 C/RET.	J&RMR-1919/4 C/RET.	SPAAL	46910ORSC
JM70872/4	J&RM-1919/4	ABR	68514401
JM70872/4	J&RM-1919/4	ELRING	593.961
JM70872/4	J&RM-1919/4	SPAAL	46910CBSC
JM70880/4	J&RM-1853/4	ABR	68514491
JM70880/4	J&RM-1853/4	ELRING	578.852
JM70880/4	J&RM-1853/4	SABÓ	46706FLEX
JM70880/4	J&RM-1853/4	SPAAL	46809CBSC
JM70880/4	J&RM-1853/4	TARANTO	230000
JM70880/4 C/RET.	J&RMR-1853/4 C/RET.	ABR	78514491
JM70880/4 C/RET.	J&RMR-1853/4 C/RET.	ELRING	578.851
JM70880/4 C/RET.	J&RMR-1853/4 C/RET.	SPAAL	46809ORSC
JM70880/4 C/RET.	J&RMR-1853/4 C/RET.	TARANTO	230000-R
JM70888/4	J&RM-9111/4	ABR	68514391
JM70888/4	J&RM-9111/4	SABÓ	80346FLEX
JM70888/4	J&RM-9111/4	SPAAL	46810CBSC
JM70888/4 C/RET.	J&RMR-9111/4 C/RET.	ABR	78514391
JM70888/4 C/RET.	J&RMR-9111/4 C/RET.	SPAAL	46810ORSC
JM70890/4 C/RET.	J&RMR-2362/4 C/RET.	ABR	78514381
JM70890/4 C/RET.	J&RMR-2362/4 C/RET.	SPAAL	46908ORSC
JM70892/4	J&RM-2362/4	ABR	68514381
JM70892/4	J&RM-2362/4	SPAAL	46908CBSC
JM71400/6	J&RM-1730/6	ABR	76610121
JM71400/6	J&RM-1730/6	O.E.	276122/276123

TABELA DE CONVERSÃO / CROSS REFERENCE

MAHLE

CÓDIGO MAHLE	CÓDIGO METAL LEVE	CONVERSÕES	
		FABRICANTE	CÓDIGO
JM71460/6	J&RM-9030/6	ABR	76610101
JM71460/6	J&RM-9030/6	O.E.	276124/276125
JM72000/4 C/RET.	J&RMR-9086/4 C/RET.	ABR	74810101
JM72000/4 C/RET.	J&RMR-9086/4 C/RET.	O.E.	OK620-99-100
JM72000/4 C/RET.	J&RMR-9086/4 C/RET.	SPAAL	91305ORSC
JM72000/4 C/RET.	J&RMR-9086/4 C/RET.	TARANTO	900800-R
JM72010/4 C/RET.	J&RMR-9322/4 C/RET.	ABR	73810220
JM72010/4 C/RET.	J&RMR-9322/4 C/RET.	O.E.	OK710-99-100
JM72010/4 C/RET.	J&RMR-9322/4 C/RET.	TARANTO	910100
JM76061/8 C/RET.	J&RM-9022/8 C/RET.	ABR	73712535
JM76061/8 C/RET.	J&RM-9022/8 C/RET.	ELRING	599.354
JM76061/8 C/RET.	J&RM-9022/8 C/RET.	O.E.	750184
JM76540/6 C/RET.	J&RM-1253/6 C/RET.	ABR	73716300
JM76540/6 C/RET.	J&RM-1253/6 C/RET.	ELRING	347.516
JM76540/6 C/RET.	J&RM-1253/6 C/RET.	O.E.	550227
JM76550/6 C/RET.	J&RM-1800/6 C/RET.	ABR	73796310
JM76550/6 C/RET.	J&RM-1800/6 C/RET.	ELRING	922.332
JM76550/6 C/RET.	J&RM-1800/6 C/RET.	O.E.	551519
JM76550/6 C/RET.	J&RM-1800/6 C/RET.	SABÓ	80413
JM76650/6	J&RM-9113/6	ABR	63710121
JM76650/6	J&RM-9113/6	SPAAL	59506CBSC
JM76655/6	J&RM-9303/6	ABR	63710421
JM76655/6	J&RM-9303/6	O.E.	551356
JM76655/6	J&RM-9303/6	SABÓ	80950
JM76670/6	J&RM-9119/6	ABR	63710101
JM76670/6	J&RM-9119/6	O.E.	551386
JM76670/6	J&RM-9119/6	SABÓ	80900
JM76670/6	J&RM-9119/6	SPAAL	59507CBSC
JS0010050/4* S/ JUNTA CABEÇOTE	J&RS-9183/4* S/ JUNTA CABEÇOTE	AJUSA	53010800
JS0010050/4* S/ JUNTA CABEÇOTE	J&RS-9183/4* S/ JUNTA CABEÇOTE	ELRING	181.150
JS0010050/4* S/ JUNTA CABEÇOTE	J&RS-9183/4* S/ JUNTA CABEÇOTE	GOETZE	21-28607-20/0
JS0010050/4* S/ JUNTA CABEÇOTE	J&RS-9183/4* S/ JUNTA CABEÇOTE	O.E.	71713987
JS0010050/4* S/ JUNTA CABEÇOTE	J&RS-9183/4* S/ JUNTA CABEÇOTE	O.E.	0197.Y0
JS0010050/4* S/ JUNTA CABEÇOTE	J&RS-9183/4* S/ JUNTA CABEÇOTE	PAYEN	CY680
JS0010050/4* S/ JUNTA CABEÇOTE	J&RS-9183/4* S/ JUNTA CABEÇOTE	VICTOR REINZ	02-33956-01
JS0011000/6*	J&RS-9451/6*	AJUSA	52039800
JS0011000/6*	J&RS-9451/6*	O.E.	1930199
JS0012400/4* S/ JUNTA CABEÇOTE	J&RS-9536/4* S/ JUNTA CABEÇOTE	AJUSA	53010700
JS0012400/4* S/ JUNTA CABEÇOTE	J&RS-9536/4* S/ JUNTA CABEÇOTE	ELRING	198.900
JS0012400/4* S/ JUNTA CABEÇOTE	J&RS-9536/4* S/ JUNTA CABEÇOTE	ELRING	863.160
JS0012400/4* S/ JUNTA CABEÇOTE	J&RS-9536/4* S/ JUNTA CABEÇOTE	O.E.	4502790
JS0012400/4* S/ JUNTA CABEÇOTE	J&RS-9536/4* S/ JUNTA CABEÇOTE	O.E.	4502798
JS0012400/4* S/ JUNTA CABEÇOTE	J&RS-9536/4* S/ JUNTA CABEÇOTE	O.E.	71713695
JS0012400/4* S/ JUNTA CABEÇOTE	J&RS-9536/4* S/ JUNTA CABEÇOTE	O.E.	99477120
JS0012400/4* S/ JUNTA CABEÇOTE	J&RS-9536/4* S/ JUNTA CABEÇOTE	O.E.	99478955
JS0012400/4* S/ JUNTA CABEÇOTE	J&RS-9536/4* S/ JUNTA CABEÇOTE	PAYEN	DX391
JS0012400/4* S/ JUNTA CABEÇOTE	J&RS-9536/4* S/ JUNTA CABEÇOTE	VICTOR REINZ	02-33951-02
JS0030120/4*	J&RS-9609/4*	AJUSA	52153400
JS0030120/4*	J&RS-9609/4*	FEL-PRO	HS 9571 PT5
JS0030120/4*	J&RS-9609/4*	FEL-PRO	HS 9821 PT
JS0030120/4*	J&RS-9609/4*	O.E.	11042-1B026
JS0030120/4*	J&RS-9609/4*	O.E.	11042-1B027
JS0030120/4*	J&RS-9609/4*	O.E.	11042-1B028
JS0030120/4*	J&RS-9609/4*	VICTOR REINZ	HS5826
JS0030500/6*	J&RS-9604/6*	AJUSA	52153600
JS0030500/6*	J&RS-9604/6*	PAYEN	CF5690
JS0030510/6*	J&RS-9610/6*	AJUSA	52204100
JS0030510/6*	J&RS-9610/6*	ELRING	399.600
JS0030510/6*	J&RS-9610/6*	O.E.	4403536
JS0030510/6*	J&RS-9610/6*	O.E.	7701472821
JS0030510/6*	J&RS-9610/6*	PAYEN	CE5210
JS0080030/4*	J&RS-9324/4*	AJUSA	52098500
JS0080030/4*	J&RS-9324/4*	FEL-PRO	HS 9683 PT-1
JS0080030/4*	J&RS-9324/4*	O.E.	11100-58810
JS0080030/4*	J&RS-9324/4*	PAYEN	CG5510
JS0080030/4*	J&RS-9324/4*	VICTOR REINZ	02-53010-01
JS0080100/4*	J&RS-9545/4*	AJUSA	52151800
JS0080100/4*	J&RS-9545/4*	FEL-PRO	HS 9623 PT-1

Descrição do Produto / Radical MAHLE / Radical Metal Leve: Junta do Coletor de Escape / JA / JAA ;
 Junta do Coletor de Admissão / JAA / JAA; Junta do Coletor de Admissão e Escape / JAAE / JAAE;
 Junta do Câter / JAC / JAC; Junta da Tampa de Válvulas / JAV / JAV; Junta da Válvula Termostática / JAVT / JAVT;
 Junta do Cabeçote / JC / J&RC; Jogo de Juntas Inferior do Motor / JI / J&RI; Jogo de Juntas do Motor / JM / J&RM;
 Jogo de Juntas Superior do Motor / JS / J&RS; Jogo de Parafusos do Cabeçote / PF / PF;
 * Itens sob Consulta



© MAHLE 2019/2020 | 403

CÓDIGO MAHLE	CÓDIGO METAL LEVE	CONVERSÕES	
		FABRICANTE	CÓDIGO
JS0080100/4*	J&RS-9545/4*	PAYEN	CG5470
JS0080100/4*	J&RS-9545/4*	PAYEN	DP481
JS0100500/4*	J&RS-9419/4*	AJUSA	52170800
JS0100500/4*	J&RS-9419/4*	FEL-PRO	HS 9036 PT
JS0100500/4*	J&RS-9419/4*	O.E.	4798966AB
JS0100500/4*	J&RS-9419/4*	O.E.	5014133AC
JS0100500/4*	J&RS-9419/4*	O.E.	5014133AD
JS0100500/4*	J&RS-9419/4*	O.E.	5096215AA
JS0100500/4*	J&RS-9419/4*	VICTOR REINZ	HS5936C
JS0100520/6*	J&RS-9421/6*	AJUSA	52176100
JS0100520/6*	J&RS-9421/6*	FEL-PRO	HS 9037 PT
JS0100520/6*	J&RS-9421/6*	VICTOR REINZ	HS54150
JS0100560/4*	J&RS-9440/4*	AJUSA	52125400
JS0100560/4*	J&RS-9440/4*	FEL-PRO	HS 9627 PT-3
JS0100560/4*	J&RS-9440/4*	PAYEN	DS120
JS0100560/4*	J&RS-9440/4*	VICTOR REINZ	02-52960-01
JS0100580/6*	J&RS-9444/6*	AJUSA	52108700
JS0100580/6*	J&RS-9444/6*	FEL-PRO	HS 9112 PT
JS0100580/6*	J&RS-9444/6*	FEL-PRO	HS 9112 PT-1
JS0100580/6*	J&RS-9444/6*	FEL-PRO	HS 9112 PT-2
JS0100580/6*	J&RS-9444/6*	GOETZE	21-28200-20
JS0100580/6*	J&RS-9444/6*	GOETZE	21-28200-20/0
JS0100580/6*	J&RS-9444/6*	GOETZE	21-28200-26
JS0100580/6*	J&RS-9444/6*	O.E.	MD997311
JS0100580/6*	J&RS-9444/6*	O.E.	MD997435
JS0100580/6*	J&RS-9444/6*	O.E.	MD997488
JS0100580/6*	J&RS-9444/6*	O.E.	MD997496HS
JS0100580/6*	J&RS-9444/6*	O.E.	MD997516
JS0100580/6*	J&RS-9444/6*	PAYEN	DR601
JS0100580/6*	J&RS-9444/6*	VICTOR REINZ	02-52693-01
JS0100580/6*	J&RS-9444/6*	VICTOR REINZ	HS5765-2
JS0100580/6*	J&RS-9444/6*	VICTOR REINZ	HS5765X
JS0100600/4*	J&RS-9449/4*	AJUSA	52198800
JS0100600/4*	J&RS-9449/4*	GOETZE	21-29615-23/0
JS0100600/4*	J&RS-9449/4*	O.E.	4798992AD
JS0100600/4*	J&RS-9449/4*	O.E.	83504346AD
JS0100600/4*	J&RS-9449/4*	PAYEN	CC5603
JS0100610/6*	J&RS-9454/6*	AJUSA	52148100
JS0100610/6*	J&RS-9454/6*	FEL-PRO	HS 9898 PT-1
JS0100610/6*	J&RS-9454/6*	PAYEN	CG9690
JS0100610/6*	J&RS-9454/6*	VICTOR REINZ	HS5928
JS0100630/4*	J&RS-9459/4*	AJUSA	52125700
JS0100630/4*	J&RS-9459/4*	FEL-PRO	HS 9932 PT
JS0100630/4*	J&RS-9459/4*	FEL-PRO	HS 9932 PT-1
JS0100630/4*	J&RS-9459/4*	PAYEN	CG9120
JS0100630/4*	J&RS-9459/4*	VICTOR REINZ	02-52970-01
JS0100630/4*	J&RS-9459/4*	VICTOR REINZ	HS54119
JS0100650/4*	J&RS-9461/4*	AJUSA	52108200
JS0100650/4*	J&RS-9461/4*	ELRING	709.010
JS0100650/4*	J&RS-9461/4*	ELRING	709.070
JS0100650/4*	J&RS-9461/4*	ELRING	909.070
JS0100650/4*	J&RS-9461/4*	FEL-PRO	HS 9887 PT
JS0100650/4*	J&RS-9461/4*	FEL-PRO	HS 9887 PT-1
JS0100650/4*	J&RS-9461/4*	GOETZE	21-28847-20
JS0100650/4*	J&RS-9461/4*	O.E.	MD970440
JS0100650/4*	J&RS-9461/4*	O.E.	MD970441
JS0100650/4*	J&RS-9461/4*	PAYEN	DT890
JS0100650/4*	J&RS-9461/4*	VICTOR REINZ	02-52785-01
JS0100650/4*	J&RS-9461/4*	VICTOR REINZ	HS3464VH
JS0100650/4*	J&RS-9461/4*	VICTOR REINZ	HS54172
JS0100660/4*	J&RS-9462/4*	AJUSA	52125500
JS0100660/4*	J&RS-9462/4*	ELRING	019.110
JS0100660/4*	J&RS-9462/4*	FEL-PRO	HS 9932 PT
JS0100660/4*	J&RS-9462/4*	PAYEN	CG5400
JS0100660/4*	J&RS-9462/4*	VICTOR REINZ	02-52898-01
JS0100660/4*	J&RS-9462/4*	VICTOR REINZ	02-52950-01
JS0100660/4*	J&RS-9462/4*	VICTOR REINZ	HS54119
JS0130510/4	J&RS-2301/4	AJUSA	52196300

TABELA DE CONVERSÃO / CROSS REFERENCE

MAHLE

CÓDIGO MAHLE	CÓDIGO METAL LEVE	CONVERSÕES	
		FABRICANTE	CÓDIGO
JS0140140/4 C/ RET.	J&RS-2141/4 C/ RET.	SABÓ	79507
JS0140142/4	J&RS-2141/4	SABÓ	79519
JS0140182/4	J&RS-9019/4	SABÓ	79516
JS0140240/4	J&RS-1615/4	SABÓ	79515
JS0140272/4	J&RS-1600/4	SABÓ	79532
JS0140290/4	J&RS-1921/4	SABÓ	79523
JS0140300/4*	J&RS-9074/4*	AJUSA	52091500
JS0140300/4*	J&RS-9074/4*	ELRING	763.896
JS0140300/4*	J&RS-9074/4*	ELRING	763.897
JS0140300/4*	J&RS-9074/4*	ELRING	919.608
JS0140300/4*	J&RS-9074/4*	GOETZE	21-26310-20
JS0140300/4*	J&RS-9074/4*	GOETZE	21-26310-21
JS0140300/4*	J&RS-9074/4*	O.E.	1606687+642527
JS0140300/4*	J&RS-9074/4*	PAYEN	DS720
JS0140300/4*	J&RS-9074/4*	VICTOR REINZ	02-28235-01
JS0140320/4 C/ RET.	J&RS-2070/4 C/ RET.	SPAAL	10.808-CB-RV
JS0140380/6*	J&RS-9471/6*	AJUSA	52076600
JS0140380/6*	J&RS-9471/6*	ELRING	702.455
JS0140380/6*	J&RS-9471/6*	ELRING	702.456
JS0140380/6*	J&RS-9471/6*	ELRING	752.526
JS0140380/6*	J&RS-9471/6*	ELRING	753.476
JS0140380/6*	J&RS-9471/6*	GOETZE	21-24244-30
JS0140380/6*	J&RS-9471/6*	GOETZE	21-24244-33
JS0140380/6*	J&RS-9471/6*	GOETZE	21-24244-36
JS0140380/6*	J&RS-9471/6*	GOETZE	21-24244-37
JS0140380/6*	J&RS-9471/6*	GOETZE	21-24244-37/0
JS0140380/6*	J&RS-9471/6*	O.E.	1606624
JS0140380/6*	J&RS-9471/6*	O.E.	1606671
JS0140380/6*	J&RS-9471/6*	O.E.	1606691
JS0140380/6*	J&RS-9471/6*	O.E.	1606692
JS0140380/6*	J&RS-9471/6*	O.E.	1606691692
JS0140380/6*	J&RS-9471/6*	O.E.	1606624+642530
JS0140380/6*	J&RS-9471/6*	PAYEN	DE054
JS0140380/6*	J&RS-9471/6*	PAYEN	DE055
JS0140380/6*	J&RS-9471/6*	VICTOR REINZ	02-24675-07
JS0140380/6*	J&RS-9471/6*	VICTOR REINZ	02-24675-08
JS0140380/6*	J&RS-9471/6*	VICTOR REINZ	02-24675-12
JS0140490/4*	J&RS-0870/4*	AJUSA	52250500
JS0140525/6*	J&RS-2213/6*	AJUSA	52206800
JS0140690/4*	J&RS-9282/4*	AJUSA	52244400
JS0141020/6	J&RS-9412/6	AJUSA	52206700
JS0141030/3*	J&RS-9413/3*	AJUSA	52098700
JS0141030/3*	J&RS-9413/3*	ELRING	026.420
JS0141030/3*	J&RS-9413/3*	FEL-PRO	HS 9651 PT
JS0141030/3*	J&RS-9413/3*	GOETZE	21-28123-20/0
JS0141030/3*	J&RS-9413/3*	O.E.	11100-61810
JS0141030/3*	J&RS-9413/3*	PAYEN	DT900
JS0141030/3*	J&RS-9413/3*	VICTOR REINZ	02-53005-01
JS0141030/3*	J&RS-9413/3*	VICTOR REINZ	HS5874
JS0141030/3*	J&RS-9413/3*	VICTOR REINZ	HS5874A
JS0141050/4	J&RS-9415/4	AJUSA	52195700
JS0141050/4	J&RS-9415/4	VICTOR REINZ	02-53205-01
JS0141060/6*	J&RS-9417/6*	AJUSA	52195500
JS0141060/6*	J&RS-9417/6*	ELRING	266.360
JS0141060/6*	J&RS-9417/6*	PAYEN	CG5730
JS0141080/4* S/ JUNTA CABEÇOTE	J&RS-9614/4* S/ JUNTA CABEÇOTE	AJUSA	53013000
JS0141080/4* S/ JUNTA CABEÇOTE	J&RS-9614/4* S/ JUNTA CABEÇOTE	PAYEN	CG5090
JS0141080/4* S/ JUNTA CABEÇOTE	J&RS-9614/4* S/ JUNTA CABEÇOTE	VICTOR REINZ	02-53448-01
JS0180100/4	J&RS-9226/4	AJUSA	52159600
JS0180100/4	J&RS-9226/4	ELRING	852.010
JS0180100/4	J&RS-9226/4	GOETZE	21-29743-20/0
JS0180100/4	J&RS-9226/4	O.E.	7701471886
JS0180100/4	J&RS-9226/4	PAYEN	CC5100
JS0180100/4	J&RS-9226/4	VICTOR REINZ	02-31675-01
JS0180210/4*	J&RS-9326/4*	AJUSA	52206900
JS0180210/4*	J&RS-9326/4*	ELRING	181.520
JS0180210/4*	J&RS-9326/4*	O.E.	7701472955
JS0180210/4*	J&RS-9326/4*	PAYEN	DX630

Descrição do Produto / Radical MAHLE / Radical Metal Leve: Junta do Coletor de Escape / JA / JA ;
 Junta do Coletor de Admissão / JAA / JAA; Junta do Coletor de Admissão e Escape / JAAE / JAAE;
 Junta do Carter / JAC / JAC; Junta da Tampa de Válvulas / JAV / JAV; Junta da Válvula Termostática / JAVT / JAVT;
 Junta do Cabeçote / JC / J&RC; Jogo de Juntas Inferior do Motor / JI / J&RI; Jogo de Juntas do Motor / JM / J&RM;
 Jogo de Juntas Superior do Motor / JS / J&RS; Jogo de Parafusos do Cabeçote / PF / PF;
 * Itens sob Consulta



© MAHLE 2019/2020 | 405

CÓDIGO MAHLE	CÓDIGO METAL LEVE	CONVERSÕES	
		FABRICANTE	CÓDIGO
JS0180210/4*	J&RS-9326/4*	VICTOR REINZ	02-33585-02
JS0180300/4	J&RS-9367/4	AJUSA	52159700
JS0180300/4	J&RS-9367/4	ELRING	385.170
JS0180300/4	J&RS-9367/4	O.E.	4409999
JS0180300/4	J&RS-9367/4	O.E.	93160143
JS0180300/4	J&RS-9367/4	O.E.	7701471278
JS0180300/4	J&RS-9367/4	PAYEN	CD5991
JS0180300/4	J&RS-9367/4	VICTOR REINZ	02-31655-01
JS0180310/4*	J&RS-9368/4*	AJUSA	52226200
JS0180310/4*	J&RS-9368/4*	O.E.	4410832
JS0180340/4*	J&RS-9369/4*	AJUSA	52053900
JS0180340/4*	J&RS-9369/4*	FEL-PRO	HS 8114 PT-1
JS0180340/4*	J&RS-9369/4*	FEL-PRO	HS 9114 PT-1
JS0180340/4*	J&RS-9369/4*	GOETZE	21-24733-28/0
JS0180340/4*	J&RS-9369/4*	GOETZE	21-24733-29
JS0180340/4*	J&RS-9369/4*	O.E.	7701462492
JS0180340/4*	J&RS-9369/4*	PAYEN	DH694
JS0180340/4*	J&RS-9369/4*	PAYEN	DH699
JS0180340/4*	J&RS-9369/4*	VICTOR REINZ	02-25295-03
JS0180340/4*	J&RS-9369/4*	VICTOR REINZ	02-25295-09
JS0180340/4*	J&RS-9369/4*	VICTOR REINZ	HS3738W
JS0180400/4	J&RS-9327/4	AJUSA	52131900
JS0180400/4	J&RS-9327/4	ELRING	219.550
JS0180400/4	J&RS-9327/4	GOETZE	21-28797-20
JS0180400/4	J&RS-9327/4	GOETZE	21-28797-20/0
JS0180400/4	J&RS-9327/4	O.E.	770146820
JS0180400/4	J&RS-9327/4	O.E.	7701468710
JS0180400/4	J&RS-9327/4	PAYEN	DY030
JS0180400/4	J&RS-9327/4	VICTOR REINZ	02-33680-01
JS0180420/4*	J&RS-9371/4*	AJUSA	52132100
JS0180420/4*	J&RS-9371/4*	GOETZE	21-27376-20
JS0180420/4*	J&RS-9371/4*	GOETZE	21-27376-21/0
JS0180420/4*	J&RS-9371/4*	O.E.	7438610009
JS0180420/4*	J&RS-9371/4*	PAYEN	DX650
JS0180420/4*	J&RS-9371/4*	PAYEN	DX652
JS0180420/4*	J&RS-9371/4*	VICTOR REINZ	02-33445-01
JS0180430/4*	J&RS-9465/4*	AJUSA	52019800
JS0180430/4*	J&RS-9465/4*	ELRING	984.770
JS0180430/4*	J&RS-9465/4*	FEL-PRO	HS 9544 B
JS0180430/4*	J&RS-9465/4*	GOETZE	21-24768-20
JS0180430/4*	J&RS-9465/4*	GOETZE	21-27064-20
JS0180430/4*	J&RS-9465/4*	GOETZE	21-27064-20/0
JS0180430/4*	J&RS-9465/4*	O.E.	7701460132
JS0180430/4*	J&RS-9465/4*	O.E.	7701464134
JS0180430/4*	J&RS-9465/4*	O.E.	7701467609
JS0180430/4*	J&RS-9465/4*	PAYEN	DG170
JS0180430/4*	J&RS-9465/4*	PAYEN	DG173
JS0180430/4*	J&RS-9465/4*	VICTOR REINZ	02-23925-01
JS0180430/4*	J&RS-9465/4*	VICTOR REINZ	02-27685-01
JS0180430/4*	J&RS-9465/4*	VICTOR REINZ	02-27685-02
JS0180430/4*	J&RS-9465/4*	VICTOR REINZ	02-27685-03
JS0180430/4*	J&RS-9465/4*	VICTOR REINZ	HS5758
JS0180530/4	J&RS-9328/4	AJUSA	52105100
JS0180530/4	J&RS-9328/4	ELRING	524.620
JS0180530/4	J&RS-9328/4	GOETZE	21-27850-20
JS0180530/4	J&RS-9328/4	GOETZE	21-27850-20/0
JS0180530/4	J&RS-9328/4	O.E.	7701467058
JS0180530/4	J&RS-9328/4	PAYEN	DX600
JS0180530/4	J&RS-9328/4	VICTOR REINZ	02-33600-01
JS0180695/4	J&RS-9127/4	AJUSA	52204400
JS0180695/4	J&RS-9127/4	ELRING	258.850
JS0180695/4	J&RS-9127/4	O.E.	7701473003
JS0180695/4	J&RS-9127/4	PAYEN	CD5981
JS0180695/4	J&RS-9127/4	VICTOR REINZ	02-33740-01
JS0181030/4*	J&RS-9615/4*	AJUSA	52091800
JS0181030/4*	J&RS-9615/4*	ELRING	440.910
JS0181030/4*	J&RS-9615/4*	GOETZE	21-26588-20
JS0181030/4*	J&RS-9615/4*	GOETZE	21-26980-20

CÓDIGO MAHLE	CÓDIGO METAL LEVE	CONVERSÕES	
		FABRICANTE	CÓDIGO
JS0181030/4*	J&RS-9615/4*	GOETZE	21-26980-21
JS0181030/4*	J&RS-9615/4*	GOETZE	21-26980-21/0
JS0181030/4*	J&RS-9615/4*	O.E.	7701465194
JS0181030/4*	J&RS-9615/4*	O.E.	7701466446
JS0181030/4*	J&RS-9615/4*	O.E.	7701467230
JS0181030/4*	J&RS-9615/4*	PAYEN	DX610
JS0181030/4*	J&RS-9615/4*	VICTOR REINZ	02-33595-01
JS0181070/4*	J&RS-9618/4*	AJUSA	52142600
JS0181070/4*	J&RS-9618/4*	ELRING	498.770
JS0181070/4*	J&RS-9618/4*	GOETZE	21-27344-21/0
JS0181070/4*	J&RS-9618/4*	PAYEN	DY370
JS0181070/4*	J&RS-9618/4*	VICTOR REINZ	02-33440-01
JS0181070/4*	J&RS-9618/4*	VICTOR REINZ	02-33440-02
JS0181080/4*	J&RS-9619/4*	AJUSA	52143200
JS0181080/4*	J&RS-9619/4*	ELRING	219.240
JS0181080/4*	J&RS-9619/4*	GOETZE	21-28934-20
JS0181080/4*	J&RS-9619/4*	GOETZE	21-28934-20/0
JS0181080/4*	J&RS-9619/4*	O.E.	7701469326
JS0181080/4*	J&RS-9619/4*	PAYEN	DX630
JS0181080/4*	J&RS-9619/4*	VICTOR REINZ	02-33585-01
JS0181110/4	J&RS-9620/4	AJUSA	52225400
JS0181130/4*	J&RS-9621/4*	AJUSA	52159500
JS0181130/4*	J&RS-9621/4*	ELRING	219.240
JS0181130/4*	J&RS-9621/4*	O.E.	7701472249
JS0181130/4*	J&RS-9621/4*	PAYEN	DX630
JS0210520/4 C/RET.	J&RS-9722/4 C/RET.	ABR	78330641
JS0210520/4 C/RET.	J&RS-9722/4 C/RET.	AJUSA	52285600
JS0210520/4 C/RET.	J&RS-9722/4 C/RET.	O.E.	4025107
JS0210520/4 C/RET.	J&RS-9722/4 C/RET.	O.E.	5311311
JS0210520/4 C/RET.	J&RS-9722/4 C/RET.	SPAAL	605400RRVML
JS0210520/6 C/RET.	J&RS-9722/6 C/RET.	ABR	78330661
JS0210520/6 C/RET.	J&RS-9722/6 C/RET.	AJUSA	52356400
JS0210520/6 C/RET.	J&RS-9722/6 C/RET.	O.E.	4025138
JS0210520/6 C/RET.	J&RS-9722/6 C/RET.	O.E.	4089781
JS0210520/6 C/RET.	J&RS-9722/6 C/RET.	SPAAL	605600RRVML
JS0210540/6 C/RET.	J&RS-9721/6 C/RET.	ABR	78330591
JS0210540/6 C/RET.	J&RS-9721/6 C/RET.	AJUSA	52285800
JS0210540/6 C/RET.	J&RS-9721/6 C/RET.	O.E.	4089758
JS0210540/6 C/RET.	J&RS-9721/6 C/RET.	O.E.	5306467
JS0210540/6 C/RET.	J&RS-9721/6 C/RET.	SPAAL	607600RRV
JS0250020/4 C/RET.	J&RS-1638/4 C/RET.	SABÓ	79487
JS0250210/4	J&RS-2328/4	SABÓ	79518
JS0250210/4 C/RET.	J&RS-2328/4 C/RET.	SABÓ	79509
JS0250340/4*	J&RS-9468/4*	AJUSA	52244600
JS0250400/4	J&RS-2463/4	SABÓ	79380
JS0250600/4 C/RET.	J&RS-9016/4 C/RET.	SABÓ	79651
JS0251200/4*	J&RS-9452/4*	AJUSA	52103700
JS0251200/4*	J&RS-9452/4*	ELRING	144.390
JS0251200/4*	J&RS-9452/4*	ELRING	144.391
JS0251200/4*	J&RS-9452/4*	ELRING	529.620
JS0251200/4*	J&RS-9452/4*	GOETZE	21-25351-21/0
JS0251200/4*	J&RS-9452/4*	GOETZE	21-26693-20
JS0251200/4*	J&RS-9452/4*	GOETZE	21-26693-20/0
JS0251200/4*	J&RS-9452/4*	O.E.	5889088
JS0251200/4*	J&RS-9452/4*	O.E.	5890644
JS0251200/4*	J&RS-9452/4*	O.E.	5891991
JS0251200/4*	J&RS-9452/4*	O.E.	5892377
JS0251200/4*	J&RS-9452/4*	O.E.	5893693
JS0251200/4*	J&RS-9452/4*	PAYEN	DT400
JS0251200/4*	J&RS-9452/4*	PAYEN	DT401
JS0251200/4*	J&RS-9452/4*	VICTOR REINZ	02-31805-01
JS0251200/4*	J&RS-9452/4*	VICTOR REINZ	02-35590-01
JS0251300/4	J&RS-9456/4	AJUSA	52210200
JS0251300/4	J&RS-9456/4	ELRING	198.920
JS0251300/4	J&RS-9456/4	GOETZE	21-29779-20/0
JS0251300/4	J&RS-9456/4	O.E.	71718852
JS0251300/4	J&RS-9456/4	PAYEN	CB5970
JS0251300/4	J&RS-9456/4	PAYEN	CD5970

Descrição do Produto / Radical MAHLE / Radical Metal Leve: Junta do Coletor de Escape / JA / JA ;
 Junta do Coletor de Admissão / JAA / JAA; Junta do Coletor de Admissão e Escape / JAAE / JAAE;
 Junta do Carter / JAC / JAC; Junta da Tampa de Válvulas / JAV / JAV; Junta da Válvula Termostática / JAVT / JAVT;
 Junta do Cabeçote / JC / J&RC; Jogo de Juntas Inferior do Motor / JI / J&RI; Jogo de Juntas do Motor / JM / J&RM;
 Jogo de Juntas Superior do Motor / JS / J&RS; Jogo de Parafusos do Cabeçote / PF / PF;
 * Itens sob Consulta

CÓDIGO MAHLE	CÓDIGO METAL LEVE	CONVERSÕES	
		FABRICANTE	CÓDIGO
JS0251600/5	J&RS-9493/5	AJUSA	52135700
JS0251600/5	J&RS-9493/5	ELRING	710.510
JS0251600/5	J&RS-9493/5	GOETZE	21-27452-20/0
JS0251600/5	J&RS-9493/5	PAYEN	DW320
JS0251600/5	J&RS-9493/5	VICTOR REINZ	02-35615-01
JS0251700/4	J&RS-1700/4	AJUSA	52135600
JS0251700/4	J&RS-1700/4	ELRING	180.560
JS0251700/4	J&RS-1700/4	ELRING	710.430
JS0251700/4	J&RS-1700/4	ELRING	710.431
JS0251700/4	J&RS-1700/4	GOETZE	21-28382-20
JS0251700/4	J&RS-1700/4	GOETZE	21-28382-20/0
JS0251700/4	J&RS-1700/4	O.E.	5895243
JS0251700/4	J&RS-1700/4	PAYEN	DW720
JS0251700/4	J&RS-1700/4	PAYEN	DW723
JS0251700/4	J&RS-1700/4	VICTOR REINZ	02-35600-01
JS0251900/5*	J&RS-9527/5*	AJUSA	52164800
JS0251900/5*	J&RS-9527/5*	ELRING	198.960
JS0251900/5*	J&RS-9527/5*	GOETZE	21-27452-21/0
JS0251900/5*	J&RS-9527/5*	O.E.	71713675
JS0251900/5*	J&RS-9527/5*	PAYEN	DW322
JS0252000/5*	J&RS-9533/5*	AJUSA	52191300
JS0440000/4	J&RS-9126/4	AJUSA	52216800
JS0440000/4	J&RS-9126/4	ELRING	261.420
JS0440000/4	J&RS-9126/4	PAYEN	CD5180
JS0440000/4	J&RS-9126/4	VICTOR REINZ	02-35055-01
JS0440020/4 S/ JUNTA CABEÇOTE	J&RS-9358/4 S/ JUNTA CABEÇOTE	AJUSA	53016300
JS0440020/4 S/ JUNTA CABEÇOTE	J&RS-9358/4 S/ JUNTA CABEÇOTE	ELRING	181.320
JS0440020/4 S/ JUNTA CABEÇOTE	J&RS-9358/4 S/ JUNTA CABEÇOTE	PAYEN	DX392
JS0440020/4 S/ JUNTA CABEÇOTE	J&RS-9358/4 S/ JUNTA CABEÇOTE	PAYEN	DX400
JS0440040/4*	J&RS-9467/4*	AJUSA	52096300
JS0440040/4*	J&RS-9467/4*	ELRING	218.970
JS0440040/4*	J&RS-9467/4*	GOETZE	21-28759-21
JS0440040/4*	J&RS-9467/4*	GOETZE	21-28759-21/0
JS0440040/4*	J&RS-9467/4*	O.E.	0197.G6
JS0440040/4*	J&RS-9467/4*	PAYEN	CY080
JS0440040/4*	J&RS-9467/4*	VICTOR REINZ	02-33650-01
JS0440060/4	J&RS-9270/4	AJUSA	52216500
JS0440060/4	J&RS-9270/4	ELRING	374.650
JS0440060/4	J&RS-9270/4	ELRING	375.100
JS0440060/4	J&RS-9270/4	GOETZE	21-26853-20/0
JS0440060/4	J&RS-9270/4	PAYEN	DT012
JS0440060/4	J&RS-9270/4	VICTOR REINZ	02-31200-01
JS0440200/4* S/ JUNTA CABEÇOTE	J&RS-2377/4* S/ JUNTA CABEÇOTE	AJUSA	53001300
JS0440200/4* S/ JUNTA CABEÇOTE	J&RS-2377/4* S/ JUNTA CABEÇOTE	ELRING	116.580
JS0440200/4* S/ JUNTA CABEÇOTE	J&RS-2377/4* S/ JUNTA CABEÇOTE	ELRING	417.810
JS0440200/4* S/ JUNTA CABEÇOTE	J&RS-2377/4* S/ JUNTA CABEÇOTE	ELRING	439.630
JS0440200/4* S/ JUNTA CABEÇOTE	J&RS-2377/4* S/ JUNTA CABEÇOTE	ELRING	581.135
JS0440200/4* S/ JUNTA CABEÇOTE	J&RS-2377/4* S/ JUNTA CABEÇOTE	ELRING	581.136
JS0440200/4* S/ JUNTA CABEÇOTE	J&RS-2377/4* S/ JUNTA CABEÇOTE	ELRING	850.271
JS0440200/4* S/ JUNTA CABEÇOTE	J&RS-2377/4* S/ JUNTA CABEÇOTE	ELRING	984.095
JS0440200/4* S/ JUNTA CABEÇOTE	J&RS-2377/4* S/ JUNTA CABEÇOTE	GOETZE	21-25202-20
JS0440200/4* S/ JUNTA CABEÇOTE	J&RS-2377/4* S/ JUNTA CABEÇOTE	GOETZE	21-25202-21
JS0440200/4* S/ JUNTA CABEÇOTE	J&RS-2377/4* S/ JUNTA CABEÇOTE	GOETZE	21-25202-22
JS0440200/4* S/ JUNTA CABEÇOTE	J&RS-2377/4* S/ JUNTA CABEÇOTE	GOETZE	21-25202-22/0
JS0440200/4* S/ JUNTA CABEÇOTE	J&RS-2377/4* S/ JUNTA CABEÇOTE	O.E.	65602514
JS0440200/4* S/ JUNTA CABEÇOTE	J&RS-2377/4* S/ JUNTA CABEÇOTE	O.E.	95602513
JS0440200/4* S/ JUNTA CABEÇOTE	J&RS-2377/4* S/ JUNTA CABEÇOTE	O.E.	95644581
JS0440200/4* S/ JUNTA CABEÇOTE	J&RS-2377/4* S/ JUNTA CABEÇOTE	O.E.	9400197379
JS0440200/4* S/ JUNTA CABEÇOTE	J&RS-2377/4* S/ JUNTA CABEÇOTE	O.E.	9567221180
JS0440200/4* S/ JUNTA CABEÇOTE	J&RS-2377/4* S/ JUNTA CABEÇOTE	O.E.	0197.37
JS0440200/4* S/ JUNTA CABEÇOTE	J&RS-2377/4* S/ JUNTA CABEÇOTE	O.E.	0197.H4
JS0440200/4* S/ JUNTA CABEÇOTE	J&RS-2377/4* S/ JUNTA CABEÇOTE	PAYEN	DJ720
JS0440200/4* S/ JUNTA CABEÇOTE	J&RS-2377/4* S/ JUNTA CABEÇOTE	SPESSO	222060
JS0440200/4* S/ JUNTA CABEÇOTE	J&RS-2377/4* S/ JUNTA CABEÇOTE	VICTOR REINZ	02-25942-01
JS0440200/4* S/ JUNTA CABEÇOTE	J&RS-2377/4* S/ JUNTA CABEÇOTE	VICTOR REINZ	02-25942-02
JS0440200/4* S/ JUNTA CABEÇOTE	J&RS-2377/4* S/ JUNTA CABEÇOTE	VICTOR REINZ	02-25942-03
JS0440200/4* S/ JUNTA CABEÇOTE	J&RS-2377/4* S/ JUNTA CABEÇOTE	VICTOR REINZ	02-25942-04
JS0440320/4*	J&RS-9470/4*	AJUSA	52158500

TABELA DE CONVERSÃO / CROSS REFERENCE

MAHLE

CÓDIGO MAHLE	CÓDIGO METAL LEVE	CONVERSÕES	
		FABRICANTE	CÓDIGO
JS0440320/4*	J&RS-9470/4*	GOETZE	21-25204-21/0
JS0440320/4*	J&RS-9470/4*	GOETZE	21-26859-20/0
JS0440320/4*	J&RS-9470/4*	PAYEN	DN590
JS0440320/4*	J&RS-9470/4*	VICTOR REINZ	02-26237-01
JS0440330/4*	J&RS-9485/4*	AJUSA	52131000
JS0440330/4*	J&RS-9485/4*	ELRING	141.930
JS0440330/4*	J&RS-9485/4*	ELRING	141.931
JS0440330/4*	J&RS-9485/4*	ELRING	218.840
JS0440330/4*	J&RS-9485/4*	ELRING	218.841
JS0440330/4*	J&RS-9485/4*	GOETZE	21-26853-21/0
JS0440330/4*	J&RS-9485/4*	O.E.	0197.J0
JS0440330/4*	J&RS-9485/4*	PAYEN	DY130
JS0440330/4*	J&RS-9485/4*	VICTOR REINZ	02-28910-01
JS0440330/4*	J&RS-9485/4*	VICTOR REINZ	02-31146-02
JS0440350/4*	J&RS-9482/4*	AJUSA	52131300
JS0440350/4*	J&RS-9482/4*	ELRING	182.310
JS0440350/4*	J&RS-9482/4*	ELRING	182.320
JS0440350/4*	J&RS-9482/4*	PAYEN	CD5100
JS0440350/4*	J&RS-9482/4*	PAYEN	HR566
JS0440350/4*	J&RS-9482/4*	VICTOR REINZ	02-35040-01
JS0440350/4*	J&RS-9482/4*	VICTOR REINZ	02-35040-02
JS0440360/4* S/ JUNTA CABEÇOTE	J&RS-9453/4* S/ JUNTA CABEÇOTE	AJUSA	53010000
JS0440360/4* S/ JUNTA CABEÇOTE	J&RS-9453/4* S/ JUNTA CABEÇOTE	ELRING	851.360
JS0440360/4* S/ JUNTA CABEÇOTE	J&RS-9453/4* S/ JUNTA CABEÇOTE	ELRING	851.361
JS0440360/4* S/ JUNTA CABEÇOTE	J&RS-9453/4* S/ JUNTA CABEÇOTE	GOETZE	21-29484-20/0
JS0440360/4* S/ JUNTA CABEÇOTE	J&RS-9453/4* S/ JUNTA CABEÇOTE	O.E.	0197.X3
JS0440360/4* S/ JUNTA CABEÇOTE	J&RS-9453/4* S/ JUNTA CABEÇOTE	PAYEN	CC5010
JS0440360/4* S/ JUNTA CABEÇOTE	J&RS-9453/4* S/ JUNTA CABEÇOTE	VICTOR REINZ	02-34398-01
JS0440710/4* S/ JUNTA CABEÇOTE	J&RS-9464/4* S/ JUNTA CABEÇOTE	AJUSA	53013900
JS0440710/4* S/ JUNTA CABEÇOTE	J&RS-9464/4* S/ JUNTA CABEÇOTE	ELRING	851.291
JS0440710/4* S/ JUNTA CABEÇOTE	J&RS-9464/4* S/ JUNTA CABEÇOTE	GOETZE	21-29484-20/0
JS0440710/4* S/ JUNTA CABEÇOTE	J&RS-9464/4* S/ JUNTA CABEÇOTE	PAYEN	CC5011
JS0440710/4* S/ JUNTA CABEÇOTE	J&RS-9464/4* S/ JUNTA CABEÇOTE	VICTOR REINZ	02-34398-01
JS0440720/4*	J&RS-9466/4*	AJUSA	52196000
JS0440720/4*	J&RS-9466/4*	ELRING	141.931
JS0440720/4*	J&RS-9466/4*	GOETZE	21-26853-21/0
JS0440720/4*	J&RS-9466/4*	PAYEN	DY131
JS0440720/4*	J&RS-9466/4*	VICTOR REINZ	02-31146-02
JS0440720/4*	J&RS-9466/4*	VICTOR REINZ	02-31595-01
JS0440740/4*	J&RS-9478/4*	AJUSA	52131600
JS0440740/4*	J&RS-9478/4*	ELRING	219.100
JS0440740/4*	J&RS-9478/4*	ELRING	219.170
JS0440740/4*	J&RS-9478/4*	GOETZE	21-25204-23/0
JS0440740/4*	J&RS-9478/4*	PAYEN	CY081
JS0440740/4*	J&RS-9478/4*	PAYEN	CY082
JS0440740/4*	J&RS-9478/4*	PAYEN	DS820
JS0440740/4*	J&RS-9478/4*	VICTOR REINZ	02-33650-02
JS0440740/4*	J&RS-9478/4*	VICTOR REINZ	02-33650-03
JS0440760/4*	J&RS-9477/4*	AJUSA	52032300
JS0440760/4*	J&RS-9477/4*	ELRING	012.220
JS0440760/4*	J&RS-9477/4*	GOETZE	21-26851-20/0
JS0440760/4*	J&RS-9477/4*	O.E.	0197-A7+0209-89
JS0440760/4*	J&RS-9477/4*	PAYEN	DN970
JS0440760/4*	J&RS-9477/4*	PAYEN	DS810
JS0440760/4*	J&RS-9477/4*	PAYEN	DT010
JS0440760/4*	J&RS-9477/4*	PAYEN	DT012
JS0440760/4*	J&RS-9477/4*	SPESSO	232164
JS0440760/4*	J&RS-9477/4*	SPESSO	232164/1
JS0440760/4*	J&RS-9477/4*	VICTOR REINZ	02-31146-01
JS0440770/4	J&RS-9481/4	AJUSA	52164600
JS0440770/4	J&RS-9481/4	ELRING	114.470
JS0440770/4	J&RS-9481/4	PAYEN	CE5010
JS0440770/4	J&RS-9481/4	VICTOR REINZ	02-31850-01
JS0440800/4*	J&RS-9484/4*	AJUSA	52096400
JS0440800/4*	J&RS-9484/4*	GOETZE	21-28763-20/0
JS0440800/4*	J&RS-9484/4*	PAYEN	CY090
JS0440810/4*	J&RS-9480/4*	AJUSA	52104800
JS0440810/4*	J&RS-9480/4*	ELRING	023.400

Descrição do Produto / Radical MAHLE / Radical Metal Leve: Junta do Coletor de Escape / JA / JA ;
 Junta do Coletor de Admissão / JAA / JAA; Junta do Coletor de Admissão e Escape / JAAE / JAAE;
 Junta do Câter / JAC / JAC; Junta da Tampa de Válvulas / JAV / JAV; Junta da Válvula Termostática / JAVT / JAVT;
 Junta do Cabeçote / JC / J&RC; Jogo de Juntas Inferior do Motor / JI / J&RI; Jogo de Juntas do Motor / JM / J&RM;
 Jogo de Juntas Superior do Motor / JS / J&RS; Jogo de Parafusos do Cabeçote / PF / PF;
 * Itens sob Consulta



© MAHLE 2019/2020 | 409

CÓDIGO MAHLE	CÓDIGO METAL LEVE	CONVERSÕES	
		FABRICANTE	CÓDIGO
JS0440810/4*	J&RS-9480/4*	GOETZE	21-25204-24
JS0440810/4*	J&RS-9480/4*	GOETZE	21-25204-24/0
JS0440810/4*	J&RS-9480/4*	GOETZE	21-28759-20
JS0440810/4*	J&RS-9480/4*	GOETZE	21-28759-20/0
JS0440810/4*	J&RS-9480/4*	O.E.	0197G4
JS0440810/4*	J&RS-9480/4*	PAYEN	CY130
JS0440810/4*	J&RS-9480/4*	VICTOR REINZ	02-25415-05
JS0440820/4*	J&RS-9488/4*	AJUSA	52104900
JS0440820/4*	J&RS-9488/4*	ELRING	218.880
JS0440820/4*	J&RS-9488/4*	ELRING	375.200
JS0440820/4*	J&RS-9488/4*	ELRING	375.300
JS0440820/4*	J&RS-9488/4*	GOETZE	21-26853-21
JS0440820/4*	J&RS-9488/4*	GOETZE	21-26853-21/0
JS0440820/4*	J&RS-9488/4*	O.E.	0197.F3
JS0440820/4*	J&RS-9488/4*	PAYEN	DY130
JS0440820/4*	J&RS-9488/4*	PAYEN	DY310
JS0440820/4*	J&RS-9488/4*	VICTOR REINZ	02-28980-01
JS0440820/4*	J&RS-9488/4*	VICTOR REINZ	02-31595-01
JS0440840/4	J&RS-9490/4	AJUSA	52131400
JS0440840/4	J&RS-9490/4	ELRING	182.020
JS0440840/4	J&RS-9490/4	ELRING	182.050
JS0440840/4	J&RS-9490/4	VICTOR REINZ	02-33650-05
JS0440840/4	J&RS-9490/4	VICTOR REINZ	02-33650-06
JS0440860/4*	J&RS-9492/4*	AJUSA	52164400
JS0440860/4*	J&RS-9492/4*	GOETZE	21-25204-24/0
JS0440860/4*	J&RS-9492/4*	GOETZE	21-28759-22/0
JS0440860/4*	J&RS-9492/4*	PAYEN	DL651
JS0440860/4*	J&RS-9492/4*	VICTOR REINZ	02-25415-05
JS0440865/4*	J&RS-9391/4*	AJUSA	52164700
JS0440865/4*	J&RS-9391/4*	ELRING	180.010
JS0440865/4*	J&RS-9391/4*	ELRING	182.020
JS0440865/4*	J&RS-9391/4*	VICTOR REINZ	02-33650-05
JS0440865/4*	J&RS-9391/4*	VICTOR REINZ	02-33650-06
JS0440880/4	J&RS-9507/4	AJUSA	52158300
JS0440880/4	J&RS-9507/4	PAYEN	CY070
JS0440880/4	J&RS-9507/4	VICTOR REINZ	02-35050-01
JS0440890/4	J&RS-9508/4	AJUSA	52158200
JS0440890/4	J&RS-9508/4	ELRING	182.310
JS0440890/4	J&RS-9508/4	ELRING	182.320
JS0440890/4	J&RS-9508/4	ELRING	182.330
JS0440890/4	J&RS-9508/4	PAYEN	CD5100
JS0440890/4	J&RS-9508/4	VICTOR REINZ	02-35040-01
JS0440890/4	J&RS-9508/4	VICTOR REINZ	02-35040-02
JS0440910/4	J&RS-9510/4	AJUSA	52032400
JS0440910/4	J&RS-9510/4	ELRING	529.060
JS0440910/4	J&RS-9510/4	ELRING	986.747
JS0440910/4	J&RS-9510/4	GOETZE	21-26851-20/0
JS0440910/4	J&RS-9510/4	GOETZE	21-26853-20
JS0440910/4	J&RS-9510/4	GOETZE	21-26853-20/0
JS0440910/4	J&RS-9510/4	GOETZE	21-26853-22
JS0440910/4	J&RS-9510/4	O.E.	0197.A7
JS0440910/4	J&RS-9510/4	O.E.	0197.H8
JS0440910/4	J&RS-9510/4	PAYEN	DN980
JS0440910/4	J&RS-9510/4	PAYEN	DT010
JS0440910/4	J&RS-9510/4	SPESSO	232165
JS0440910/4	J&RS-9510/4	SPESSO	232165/1
JS0440910/4	J&RS-9510/4	VICTOR REINZ	02-31195-01
JS0440910/4	J&RS-9510/4	VICTOR REINZ	15-31146-01
JS0440920/4	J&RS-9511/4	AJUSA	52159800
JS0440920/4	J&RS-9511/4	O.E.	7701470855
JS0440920/4	J&RS-9511/4	PAYEN	CG9710
JS0480330/4*	J&RS-9214/4*	AJUSA	52008500
JS0480330/4*	J&RS-9214/4*	ELRING	277.355
JS0480330/4*	J&RS-9214/4*	ELRING	694.541
JS0480330/4*	J&RS-9214/4*	ELRING	816.205
JS0480330/4*	J&RS-9214/4*	GOETZE	21-24065-20
JS0480330/4*	J&RS-9214/4*	GOETZE	21-24065-24
JS0480330/4*	J&RS-9214/4*	GOETZE	21-24065-24/0

CÓDIGO MAHLE	CÓDIGO METAL LEVE	CONVERSÕES	
		FABRICANTE	CÓDIGO
JS0480330/4*	J&RS-9214/4*	GOETZE	21-24065-50
JS0480330/4*	J&RS-9214/4*	O.E.	6160100780
JS0480330/4*	J&RS-9214/4*	O.E.	6165860490
JS0480330/4*	J&RS-9214/4*	O.E.	6165860990
JS0480330/4*	J&RS-9214/4*	O.E.	6165861290
JS0480330/4*	J&RS-9214/4*	O.E.	A850X6014CNA
JS0480330/4*	J&RS-9214/4*	PAYEN	DC790
JS0480330/4*	J&RS-9214/4*	VICTOR REINZ	02-24110-01
JS0480330/4*	J&RS-9214/4*	VICTOR REINZ	02-24110-04
JS0480330/4*	J&RS-9214/4*	VICTOR REINZ	02-24110-05
JS0480330/4*	J&RS-9214/4*	VICTOR REINZ	HS3963
JS0480720/4	J&RS-9565/4	AJUSA	52172700
JS0480720/4	J&RS-9565/4	ELRING	124.920
JS0480720/4	J&RS-9565/4	ELRING	712.260
JS0480720/4	J&RS-9565/4	GOETZE	21-27462-52/0
JS0480720/4	J&RS-9565/4	GOETZE	21-28037-51/0
JS0480720/4	J&RS-9565/4	O.E.	1110106220
JS0480720/4	J&RS-9565/4	O.E.	1110106920
JS0480720/4	J&RS-9565/4	PAYEN	DZ891
JS0480720/4	J&RS-9565/4	VICTOR REINZ	02-31130-02
JS0480750/4	J&RS-9563/4	AJUSA	52110100
JS0480750/4	J&RS-9563/4	ELRING	914.789
JS0480750/4	J&RS-9563/4	GOETZE	21-27472-50
JS0480750/4	J&RS-9563/4	GOETZE	21-27472-50/0
JS0480750/4	J&RS-9563/4	O.E.	1110102920
JS0480750/4	J&RS-9563/4	PAYEN	DV820
JS0480750/4	J&RS-9563/4	VICTOR REINZ	02-31025-01
JS0480880/4*	J&RS-9198/4*	AJUSA	52173200
JS0480880/4*	J&RS-9198/4*	ELRING	024.040
JS0480880/4*	J&RS-9198/4*	ELRING	130.440
JS0480880/4*	J&RS-9198/4*	ELRING	131.140
JS0480880/4*	J&RS-9198/4*	ELRING	293.540
JS0480880/4*	J&RS-9198/4*	GOETZE	21-29263-20/0
JS0480880/4*	J&RS-9198/4*	O.E.	6110101020
JS0480880/4*	J&RS-9198/4*	O.E.	6110104520
JS0480880/4*	J&RS-9198/4*	PAYEN	CC5620
JS0480880/4*	J&RS-9198/4*	VICTOR REINZ	02-31555-01
JS0481000/4*	J&RS-9434/4*	AJUSA	52172900
JS0481000/4*	J&RS-9434/4*	ELRING	124.910
JS0481000/4*	J&RS-9434/4*	ELRING	712.340
JS0481000/4*	J&RS-9434/4*	ELRING	712.370
JS0481000/4*	J&RS-9434/4*	GOETZE	21-27462-51/0
JS0481000/4*	J&RS-9434/4*	O.E.	1110106820
JS0481000/4*	J&RS-9434/4*	PAYEN	DZ881
JS0481000/4*	J&RS-9434/4*	VICTOR REINZ	02-29105-02
JS0481000/4*	J&RS-9434/4*	VICTOR REINZ	02-29105-04
JS0481020/4*	J&RS-9581/4*	AJUSA	52175000
JS0481020/4*	J&RS-9581/4*	ELRING	024.080
JS0481020/4*	J&RS-9581/4*	ELRING	024.081
JS0481020/4*	J&RS-9581/4*	ELRING	375.550
JS0481020/4*	J&RS-9581/4*	ELRING	554.931
JS0481020/4*	J&RS-9581/4*	O.E.	6120101320
JS0481020/4*	J&RS-9581/4*	O.E.	6120101820
JS0481020/4*	J&RS-9581/4*	PAYEN	CD5720
JS0481020/4*	J&RS-9581/4*	VICTOR REINZ	02-35160-01
JS0481060/4	J&RS-9585/4	AJUSA	52145900
JS0481060/4	J&RS-9585/4	ELRING	712.290
JS0481060/4	J&RS-9585/4	ELRING	712.320
JS0481060/4	J&RS-9585/4	GOETZE	21-28037-50/0
JS0481060/4	J&RS-9585/4	GOETZE	21-28037-51/0
JS0481060/4	J&RS-9585/4	O.E.	1110104020
JS0481060/4	J&RS-9585/4	O.E.	1110106020
JS0481060/4	J&RS-9585/4	PAYEN	DZ160
JS0481060/4	J&RS-9585/4	VICTOR REINZ	02-31130-01
JS0481070/4*	J&RS-9631/4*	AJUSA	52110200
JS0481070/4*	J&RS-9631/4*	ELRING	712.310
JS0481070/4*	J&RS-9631/4*	ELRING	746.420
JS0481070/4*	J&RS-9631/4*	ELRING	899.895

Descrição do Produto / Radical MAHLE / Radical Metal Leve: Junta do Coletor de Escape / JA / JA ;
 Junta do Coletor de Admissão / JAA / JAA; Junta do Coletor de Admissão e Escape / JAAE / JAAE;
 Junta do Carter / JAC / JAC; Junta da Tampa de Válvulas / JAV / JAV; Junta da Válvula Termostática / JAVT / JAVT;
 Junta do Cabeçote / JC / J&RC; Jogo de Juntas Inferior do Motor / JI / J&RI; Jogo de Juntas do Motor / JM / J&RM;
 Jogo de Juntas Superior do Motor / JS / J&RS; Jogo de Parafusos do Cabeçote / PF / PF;
 * Itens sob Consulta

CÓDIGO MAHLE	CÓDIGO METAL LEVE	CONVERSÕES	
		FABRICANTE	CÓDIGO
JS0481070/4*	J&RS-9631/4*	GOETZE	21-27462-50
JS0481070/4*	J&RS-9631/4*	O.E.	1110102820+1110100430
JS0481070/4*	J&RS-9631/4*	PAYEN	DV810
JS0481070/4*	J&RS-9631/4*	VICTOR REINZ	02-29105-01
JS0510620/4*	J&RS-9332/4*	AJUSA	52102500
JS0510620/4*	J&RS-9332/4*	ELRING	499.750
JS0510620/4*	J&RS-9332/4*	ELRING	499.770
JS0510620/4*	J&RS-9332/4*	ELRING	499.820
JS0510620/4*	J&RS-9332/4*	ELRING	704.670
JS0510620/4*	J&RS-9332/4*	ELRING	920.290
JS0510620/4*	J&RS-9332/4*	ELRING	920.320
JS0510620/4*	J&RS-9332/4*	ELRING	920.321
JS0510620/4*	J&RS-9332/4*	FEL-PRO	HS 9123 PT
JS0510620/4*	J&RS-9332/4*	FEL-PRO	HS 9123 PT-2
JS0510620/4*	J&RS-9332/4*	FEL-PRO	HS 9123 PT-3
JS0510620/4*	J&RS-9332/4*	GOETZE	21-28137-21
JS0510620/4*	J&RS-9332/4*	GOETZE	21-28137-21/0
JS0510620/4*	J&RS-9332/4*	GOETZE	21-28143-20
JS0510620/4*	J&RS-9332/4*	GOETZE	21-28143-20/0
JS0510620/4*	J&RS-9332/4*	O.E.	06110-P03-000
JS0510620/4*	J&RS-9332/4*	O.E.	06110-P03-030
JS0510620/4*	J&RS-9332/4*	O.E.	06110-PM3-000
JS0510620/4*	J&RS-9332/4*	O.E.	06110-PM5-305
JS0510620/4*	J&RS-9332/4*	O.E.	06110-PM5-315
JS0510620/4*	J&RS-9332/4*	O.E.	06110-PM5-316
JS0510620/4*	J&RS-9332/4*	O.E.	06110-PM6-030
JS0510620/4*	J&RS-9332/4*	O.E.	06110-PM6-316
JS0510620/4*	J&RS-9332/4*	O.E.	06110-PM6-325
JS0510620/4*	J&RS-9332/4*	O.E.	06110-PM6-326
JS0510620/4*	J&RS-9332/4*	O.E.	06110-PO3-030
JS0510620/4*	J&RS-9332/4*	O.E.	061A1-PG6-010
JS0510620/4*	J&RS-9332/4*	O.E.	061A1-PG6-020
JS0510620/4*	J&RS-9332/4*	O.E.	061A1-PM3-010
JS0510620/4*	J&RS-9332/4*	O.E.	061A1-PM3-020
JS0510620/4*	J&RS-9332/4*	O.E.	061A1-PM4-000
JS0510620/4*	J&RS-9332/4*	O.E.	061A1-PM6-000
JS0510620/4*	J&RS-9332/4*	O.E.	061A1-PM6-010
JS0510620/4*	J&RS-9332/4*	O.E.	061A1-PM6-020
JS0510620/4*	J&RS-9332/4*	O.E.	061A1-PM6-030
JS0510620/4*	J&RS-9332/4*	O.E.	061A1-PM6-326
JS0510620/4*	J&RS-9332/4*	O.E.	061A1-PM6-G00
JS0510620/4*	J&RS-9332/4*	O.E.	061A1-PM6-G01
JS0510620/4*	J&RS-9332/4*	O.E.	061A1-PM6-G02
JS0510620/4*	J&RS-9332/4*	O.E.	061A1-PM6-G03
JS0510620/4*	J&RS-9332/4*	O.E.	061A1-PM6-G04
JS0510620/4*	J&RS-9332/4*	O.E.	LVQ10023
JS0510620/4*	J&RS-9332/4*	PAYEN	DR540
JS0510620/4*	J&RS-9332/4*	PAYEN	DV350
JS0510620/4*	J&RS-9332/4*	PAYEN	DV351
JS0510620/4*	J&RS-9332/4*	VICTOR REINZ	02-52355-02
JS0510620/4*	J&RS-9332/4*	VICTOR REINZ	02-52680-01
JS0510620/4*	J&RS-9332/4*	VICTOR REINZ	HS5731A
JS0510640/4*	J&RS-9334/4*	AJUSA	52128000
JS0510640/4*	J&RS-9334/4*	ELRING	704.680
JS0510640/4*	J&RS-9334/4*	FEL-PRO	HS 9915 PT
JS0510640/4*	J&RS-9334/4*	GOETZE	21-28146-20
JS0510640/4*	J&RS-9334/4*	GOETZE	21-28146-20/0
JS0510640/4*	J&RS-9334/4*	O.E.	06110-P08-000
JS0510640/4*	J&RS-9334/4*	O.E.	06110-P08-010
JS0510640/4*	J&RS-9334/4*	PAYEN	DV020
JS0510640/4*	J&RS-9334/4*	VICTOR REINZ	02-52685-01
JS0510640/4*	J&RS-9334/4*	VICTOR REINZ	HS5923W
JS0510700/4*	J&RS-9363/4*	AJUSA	52151000
JS0510700/4*	J&RS-9363/4*	ELRING	051.390
JS0510700/4*	J&RS-9363/4*	FEL-PRO	HS 9274 PT-2
JS0510700/4*	J&RS-9363/4*	O.E.	06110-P2A-010
JS0510700/4*	J&RS-9363/4*	O.E.	06110-P2A-030
JS0510700/4*	J&RS-9363/4*	O.E.	06110-P2J-010

CÓDIGO MAHLE	CÓDIGO METAL LEVE	CONVERSÕES	
		FABRICANTE	CÓDIGO
JS0510700/4*	J&RS-9363/4*	O.E.	06110-P2K-010
JS0510700/4*	J&RS-9363/4*	O.E.	06110-P2K-020
JS0510700/4*	J&RS-9363/4*	O.E.	06110-P2M-A02
JS0510700/4*	J&RS-9363/4*	O.E.	06110-P2M-A03
JS0510700/4*	J&RS-9363/4*	O.E.	06110-P2R-A02
JS0510700/4*	J&RS-9363/4*	PAYEN	DY863
JS0510700/4*	J&RS-9363/4*	VICTOR REINZ	HS54234
JS0510720/2*	J&RS-9476/4*	AJUSA	52128500
JS0510720/2*	J&RS-9476/4*	FEL-PRO	HS 9958 PT-1
JS0510720/2*	J&RS-9476/4*	O.E.	06110-POA-010
JS0510720/2*	J&RS-9476/4*	O.E.	06110-POA-A01
JS0510720/2*	J&RS-9476/4*	O.E.	06110-POA-A02
JS0510720/2*	J&RS-9476/4*	VICTOR REINZ	HS4051
JS0510730/4*	J&RS-9495/4*	AJUSA	52189000
JS0510730/4*	J&RS-9495/4*	ELRING	166.050
JS0510730/4*	J&RS-9495/4*	O.E.	06110-PHK-A00
JS0510730/4*	J&RS-9495/4*	PAYEN	DV050
JS0510740/4*	J&RS-9496/4*	AJUSA	52188700
JS0510740/4*	J&RS-9496/4*	O.E.	06110-PLL-Y01
JS0510770/4*	J&RS-9499/4*	AJUSA	52166700
JS0510770/4*	J&RS-9499/4*	O.E.	06110-PAA-A00
JS0510770/4*	J&RS-9499/4*	O.E.	06110-PAA-L00
JS0510770/4*	J&RS-9499/4*	O.E.	06110-PEA-000
JS0510770/4*	J&RS-9499/4*	O.E.	06110-PVB-E00
JS0510770/4*	J&RS-9499/4*	O.E.	5-86205-853-0
JS0510770/4*	J&RS-9499/4*	PAYEN	CG5780
JS0510770/4*	J&RS-9499/4*	VICTOR REINZ	HS54216
JS0590010/4* S/ JUNTA CABEÇOTE	J&RS-9357/4* S/ JUNTA CABEÇOTE	AJUSA	53010200
JS0590010/4* S/ JUNTA CABEÇOTE	J&RS-9357/4* S/ JUNTA CABEÇOTE	ELRING	504.080
JS0590010/4* S/ JUNTA CABEÇOTE	J&RS-9357/4* S/ JUNTA CABEÇOTE	GOETZE	21-25850-21/0
JS0590010/4* S/ JUNTA CABEÇOTE	J&RS-9357/4* S/ JUNTA CABEÇOTE	PAYEN	DK570
JS0590010/4* S/ JUNTA CABEÇOTE	J&RS-9357/4* S/ JUNTA CABEÇOTE	PAYEN	DK573
JS0590190/4*	J&RS-9361/4*	AJUSA	52158900
JS0590190/4*	J&RS-9361/4*	ELRING	569.450
JS0590190/4*	J&RS-9361/4*	GOETZE	21-29400-20/0
JS0590190/4*	J&RS-9361/4*	GOETZE	21-29400-21/0
JS0590190/4*	J&RS-9361/4*	PAYEN	CC5800
JS0590190/4*	J&RS-9361/4*	PAYEN	CC5801
JS0590190/4*	J&RS-9361/4*	VICTOR REINZ	02-34305-01
JS0590190/4*	J&RS-9361/4*	VICTOR REINZ	02-34305-02
JS0590201/4	J&RS-1032/4	SABÓ	79544
JS0590490/4	J&RS-2092/4	SABÓ	79547
JS0590560/4*	J&RS-9192/4*	AJUSA	52220300
JS0590570/4	J&RS-9199/4	AJUSA	52220400
JS0590610/4*	J&RS-9553/4*	AJUSA	52124800
JS0590610/4*	J&RS-9553/4*	ELRING	707.100
JS0590610/4*	J&RS-9553/4*	FEL-PRO	HS 9711 PT
JS0590610/4*	J&RS-9553/4*	GOETZE	21-28871-20
JS0590610/4*	J&RS-9553/4*	O.E.	8AG6-10-235
JS0590610/4*	J&RS-9553/4*	PAYEN	DV380
JS0590610/4*	J&RS-9553/4*	VICTOR REINZ	02-52910-01
JS0590740/4	J&RS-9362/4	AJUSA	52219500
JS0590740/4	J&RS-9362/4	PAYEN	CD5221
JS0591050/4*	J&RS-9433/4*	AJUSA	52096700
JS0591050/4*	J&RS-9433/4*	ELRING	458.441
JS0591050/4*	J&RS-9433/4*	GOETZE	21-28423-20
JS0591050/4*	J&RS-9433/4*	GOETZE	21-28423-20/0
JS0591050/4*	J&RS-9433/4*	O.E.	938X6014AA
JS0591050/4*	J&RS-9433/4*	PAYEN	DW630
JS0591050/4*	J&RS-9433/4*	VICTOR REINZ	02-33040-01
JS0591070/4*	J&RS-9436/4*	AJUSA	52105500
JS0591070/4*	J&RS-9436/4*	ELRING	458.591
JS0591070/4*	J&RS-9436/4*	FEL-PRO	HS 9005 PT
JS0591070/4*	J&RS-9436/4*	GOETZE	21-28423-21/0
JS0591070/4*	J&RS-9436/4*	O.E.	5028415
JS0591070/4*	J&RS-9436/4*	O.E.	938X6014BA
JS0591070/4*	J&RS-9436/4*	PAYEN	DW650
JS0591070/4*	J&RS-9436/4*	VICTOR REINZ	02-33040-02

Descrição do Produto / Radical MAHLE / Radical Metal Leve: Junta do Coletor de Escape / JA / JA ;
 Junta do Coletor de Admissão / JAA / JAA; Junta do Coletor de Admissão e Escape / JAAE / JAAE;
 Junta do Carter / JAC / JAC; Junta da Tampa de Válvulas / JAV / JAV; Junta da Válvula Termostática / JAVT / JAVT;
 Junta do Cabeçote / JC / J&RC; Jogo de Juntas Inferior do Motor / JI / J&RI; Jogo de Juntas do Motor / JM / J&RM;
 Jogo de Juntas Superior do Motor / JS / J&RS; Jogo de Parafusos do Cabeçote / PF / PF;
 * Itens sob Consulta

CÓDIGO MAHLE	CÓDIGO METAL LEVE	CONVERSÕES	
		FABRICANTE	CÓDIGO
JS0591070/4*	J&RS-9436/4*	VICTOR REINZ	02-33050-01
JS0591070/4*	J&RS-9436/4*	VICTOR REINZ	HS5942
JS0591080/6	J&RS-9437/6	AJUSA	52144000
JS0591080/6	J&RS-9437/6	FEL-PRO	HS 9081 PT
JS0591080/6	J&RS-9437/6	O.E.	F2TZ-6079B
JS0591080/6	J&RS-9437/6	VICTOR REINZ	HS5887A
JS0591110/4*	J&RS-9165/4*	AJUSA	52159000
JS0591110/4*	J&RS-9165/4*	GOETZE	21-27876-20/0
JS0591110/4*	J&RS-9165/4*	GOETZE	21-29870-20/0
JS0591110/4*	J&RS-9165/4*	PAYEN	CE5320
JS0591110/4*	J&RS-9165/4*	PAYEN	DZ490
JS0591170/6*	J&RS-9530/4*	AJUSA	52034000
JS0591170/6*	J&RS-9530/4*	FEL-PRO	HS 8628 B
JS0591170/6*	J&RS-9530/4*	PAYEN	DV970
JS0591170/6*	J&RS-9530/4*	VICTOR REINZ	HS4818
JS0591300/4*	J&RS-9564/4*	AJUSA	52149100
JS0591300/4*	J&RS-9564/4*	O.E.	ZZM9-10-240
JS0591301/4*	J&RS-9566/4*	AJUSA	52172400
JS0591301/4*	J&RS-9566/4*	O.E.	ZZM3-10-240
JS0591320/4*	J&RS-9586/4*	AJUSA	52219600
JS0591320/4*	J&RS-9586/4*	ELRING	027.470
JS0591320/4*	J&RS-9586/4*	PAYEN	CD5220
JS0591340/4* S/ JUNTA CABEÇOTE	J&RS-9599/4* S/ JUNTA CABEÇOTE	AJUSA	53004500
JS0591340/4* S/ JUNTA CABEÇOTE	J&RS-9599/4* S/ JUNTA CABEÇOTE	ELRING	372.580
JS0591340/4* S/ JUNTA CABEÇOTE	J&RS-9599/4* S/ JUNTA CABEÇOTE	GOETZE	21-28265-20
JS0591340/4* S/ JUNTA CABEÇOTE	J&RS-9599/4* S/ JUNTA CABEÇOTE	GOETZE	21-28265-20/0
JS0591340/4* S/ JUNTA CABEÇOTE	J&RS-9599/4* S/ JUNTA CABEÇOTE	GOETZE	21-28888-20
JS0591340/4* S/ JUNTA CABEÇOTE	J&RS-9599/4* S/ JUNTA CABEÇOTE	GOETZE	21-28888-20/0
JS0591340/4* S/ JUNTA CABEÇOTE	J&RS-9599/4* S/ JUNTA CABEÇOTE	O.E.	11042-43G25
JS0591340/4* S/ JUNTA CABEÇOTE	J&RS-9599/4* S/ JUNTA CABEÇOTE	O.E.	11042-43G26
JS0591340/4* S/ JUNTA CABEÇOTE	J&RS-9599/4* S/ JUNTA CABEÇOTE	O.E.	11042-43G27
JS0591340/4* S/ JUNTA CABEÇOTE	J&RS-9599/4* S/ JUNTA CABEÇOTE	O.E.	11042-43G85
JS0591340/4* S/ JUNTA CABEÇOTE	J&RS-9599/4* S/ JUNTA CABEÇOTE	PAYEN	CO5750
JS0591340/4* S/ JUNTA CABEÇOTE	J&RS-9599/4* S/ JUNTA CABEÇOTE	PAYEN	DS180
JS0591340/4* S/ JUNTA CABEÇOTE	J&RS-9599/4* S/ JUNTA CABEÇOTE	PAYEN	DS200
JS0591340/4* S/ JUNTA CABEÇOTE	J&RS-9599/4* S/ JUNTA CABEÇOTE	PAYEN	DS760
JS0591340/4* S/ JUNTA CABEÇOTE	J&RS-9599/4* S/ JUNTA CABEÇOTE	PAYEN	DW540
JS0591340/4* S/ JUNTA CABEÇOTE	J&RS-9599/4* S/ JUNTA CABEÇOTE	VICTOR REINZ	02-52763-01
JS0630010/4 S/ JUNTA CABEÇOTE	J&RS-9101/4 S/ JUNTA CABEÇOTE	AJUSA	53006600
JS0630010/4 S/ JUNTA CABEÇOTE	J&RS-9101/4 S/ JUNTA CABEÇOTE	ELRING	152.780
JS0630010/4 S/ JUNTA CABEÇOTE	J&RS-9101/4 S/ JUNTA CABEÇOTE	GOETZE	21-28074-20/0
JS0630010/4 S/ JUNTA CABEÇOTE	J&RS-9101/4 S/ JUNTA CABEÇOTE	GOETZE	21-28840-20
JS0630010/4 S/ JUNTA CABEÇOTE	J&RS-9101/4 S/ JUNTA CABEÇOTE	GOETZE	21-28840-21/0
JS0630010/4 S/ JUNTA CABEÇOTE	J&RS-9101/4 S/ JUNTA CABEÇOTE	O.E.	04111-54093HS
JS0630010/4 S/ JUNTA CABEÇOTE	J&RS-9101/4 S/ JUNTA CABEÇOTE	O.E.	04112-54070
JS0630010/4 S/ JUNTA CABEÇOTE	J&RS-9101/4 S/ JUNTA CABEÇOTE	O.E.	04112-54071
JS0630010/4 S/ JUNTA CABEÇOTE	J&RS-9101/4 S/ JUNTA CABEÇOTE	O.E.	04112-54080
JS0630010/4 S/ JUNTA CABEÇOTE	J&RS-9101/4 S/ JUNTA CABEÇOTE	O.E.	04112-54150
JS0630010/4 S/ JUNTA CABEÇOTE	J&RS-9101/4 S/ JUNTA CABEÇOTE	PAYEN	DW950
JS0630010/4 S/ JUNTA CABEÇOTE	J&RS-9101/4 S/ JUNTA CABEÇOTE	VICTOR REINZ	02-52750-01
JS0630060/4* S/ JUNTA CABEÇOTE	J&RS-9317/4* S/ JUNTA CABEÇOTE	AJUSA	53023200
JS0630100/4* S/ JUNTA CABEÇOTE	J&RS-9373/4* S/ JUNTA CABEÇOTE	AJUSA	53011700
JS0630100/4* S/ JUNTA CABEÇOTE	J&RS-9373/4* S/ JUNTA CABEÇOTE	O.E.	04112-67024
JS0630100/4* S/ JUNTA CABEÇOTE	J&RS-9373/4* S/ JUNTA CABEÇOTE	PAYEN	CG5540
JS0630100/4* S/ JUNTA CABEÇOTE	J&RS-9373/4* S/ JUNTA CABEÇOTE	VICTOR REINZ	02-53147-02
JS0630720/4* S/ JUNTA CABEÇOTE	J&RS-9321/4* S/ JUNTA CABEÇOTE	AJUSA	53009300
JS0630720/4* S/ JUNTA CABEÇOTE	J&RS-9321/4* S/ JUNTA CABEÇOTE	O.E.	04112-56060
JS0630720/4* S/ JUNTA CABEÇOTE	J&RS-9321/4* S/ JUNTA CABEÇOTE	PAYEN	DR951
JS0630720/4* S/ JUNTA CABEÇOTE	J&RS-9321/4* S/ JUNTA CABEÇOTE	VICTOR REINZ	02-52988-01
JS0631300/4	J&RS-9568/4	AJUSA	52112700
JS0631300/4	J&RS-9568/4	ELRING	707.910
JS0631300/4	J&RS-9568/4	FEL-PRO	HS 9861 PT
JS0631300/4	J&RS-9568/4	GOETZE	21-28103-20
JS0631300/4	J&RS-9568/4	GOETZE	21-28103-20/0
JS0631300/4	J&RS-9568/4	O.E.	04112-74140
JS0631300/4	J&RS-9568/4	O.E.	04112-74210
JS0631300/4	J&RS-9568/4	O.E.	04112-74290
JS0631300/4	J&RS-9568/4	O.E.	04112-74370

TABELA DE CONVERSÃO / CROSS REFERENCE

MAHLE

CÓDIGO MAHLE	CÓDIGO METAL LEVE	CONVERSÕES	
		FABRICANTE	CÓDIGO
JS0631300/4	J&RS-9568/4	PAYEN	DS970
JS0631300/4	J&RS-9568/4	VICTOR REINZ	02-52855-01
JS0631300/4	J&RS-9568/4	VICTOR REINZ	HS4920
JS0631300/4	J&RS-9568/4	VICTOR REINZ	HS5788W
JS0631600/4*	J&RS-9571/4*	AJUSA	52122800
JS0631600/4*	J&RS-9571/4*	ELRING	707.940
JS0631600/4*	J&RS-9571/4*	ELRING	707.990
JS0631600/4*	J&RS-9571/4*	FEL-PRO	HS 9604 PT
JS0631600/4*	J&RS-9571/4*	GOETZE	21-28107-20
JS0631600/4*	J&RS-9571/4*	GOETZE	21-28107-20/0
JS0631600/4*	J&RS-9571/4*	O.E.	04112-02022
JS0631600/4*	J&RS-9571/4*	O.E.	04112-02080
JS0631600/4*	J&RS-9571/4*	O.E.	04112-16230
JS0631600/4*	J&RS-9571/4*	O.E.	04112-16260
JS0631600/4*	J&RS-9571/4*	PAYEN	DV370
JS0631600/4*	J&RS-9571/4*	VICTOR REINZ	02-52870-01
JS0631600/4*	J&RS-9571/4*	VICTOR REINZ	02-52870-03
JS0631700/4*	J&RS-9572/4*	AJUSA	52123200
JS0631700/4*	J&RS-9572/4*	GOETZE	21-28835-20
JS0631700/4*	J&RS-9572/4*	O.E.	04112-62071
JS0631700/4*	J&RS-9572/4*	O.E.	04112-62110
JS0631700/4*	J&RS-9572/4*	O.E.	04112-62120
JS0631700/4*	J&RS-9572/4*	O.E.	04112-62150
JS0631700/4*	J&RS-9572/4*	O.E.	04112-75070
JS0631700/4*	J&RS-9572/4*	O.E.	04112-75090
JS0631700/4*	J&RS-9572/4*	O.E.	04112-75091
JS0631700/4*	J&RS-9572/4*	O.E.	04112-75101
JS0631700/4*	J&RS-9572/4*	O.E.	04112-75171
JS0631700/4*	J&RS-9572/4*	O.E.	04112-75180
JS0631700/4*	J&RS-9572/4*	O.E.	04112-75190
JS0631700/4*	J&RS-9572/4*	VICTOR REINZ	02-53095-01
JS0631700/4*	J&RS-9572/4*	VICTOR REINZ	HS54173A
JS0631900/4*	J&RS-9575/4*	AJUSA	52122900
JS0631900/4*	J&RS-9575/4*	FEL-PRO	HS 9955 PT
JS0631900/4*	J&RS-9575/4*	GOETZE	21-27354-50/0
JS0631900/4*	J&RS-9575/4*	GOETZE	21-28106-20
JS0631900/4*	J&RS-9575/4*	GOETZE	21-28106-20/0
JS0631900/4*	J&RS-9575/4*	O.E.	94854152
JS0631900/4*	J&RS-9575/4*	O.E.	04112-16270
JS0631900/4*	J&RS-9575/4*	O.E.	04112-16271
JS0631900/4*	J&RS-9575/4*	O.E.	04112-16280
JS0631900/4*	J&RS-9575/4*	O.E.	04112-16281
JS0631900/4*	J&RS-9575/4*	O.E.	04112-16320
JS0631900/4*	J&RS-9575/4*	PAYEN	DV360
JS0631900/4*	J&RS-9575/4*	VICTOR REINZ	02-52935-01
JS0660000/4*	J&RS-9359/4*	AJUSA	52196200
JS0660000/4*	J&RS-9359/4*	ELRING	331.600
JS0660000/4*	J&RS-9359/4*	PAYEN	CD5300
JS0660000/4*	J&RS-9359/4*	VICTOR REINZ	02-35045-01
JS0700080/4	J&RS-9355/4	AJUSA	52139300
JS0700080/4	J&RS-9355/4	ELRING	057.670
JS0700080/4	J&RS-9355/4	ELRING	183.860
JS0700080/4	J&RS-9355/4	ELRING	625.670
JS0700080/4	J&RS-9355/4	GOETZE	21-27930-23
JS0700080/4	J&RS-9355/4	GOETZE	21-27930-23/0
JS0700080/4	J&RS-9355/4	GOETZE	21-27930-40/0
JS0700080/4	J&RS-9355/4	O.E.	037198012L
JS0700080/4	J&RS-9355/4	O.E.	048198012D
JS0700080/4	J&RS-9355/4	PAYEN	DY750
JS0700080/4	J&RS-9355/4	PAYEN	DY753
JS0700080/4	J&RS-9355/4	VICTOR REINZ	02-29305-02
JS0700080/4	J&RS-9355/4	VICTOR REINZ	02-29305-06
JS0700140/4	J&RS-9356/4	AJUSA	52139900
JS0700140/4	J&RS-9356/4	ELRING	530.590
JS0700140/4	J&RS-9356/4	GOETZE	21-28925-20
JS0700140/4	J&RS-9356/4	GOETZE	21-28925-20/0
JS0700140/4	J&RS-9356/4	GOETZE	21-29462-21/0
JS0700140/4	J&RS-9356/4	PAYEN	CC5221

Descrição do Produto / Radical MAHLE / Radical Metal Leve: Junta do Coletor de Escape / JA / JA ;
 Junta do Coletor de Admissão / JAA / JAA; Junta do Coletor de Admissão e Escape / JAAE / JAAE;
 Junta do Carter / JAC / JAC; Junta da Tampa de Válvulas / JAV / JAV; Junta da Válvula Termostática / JAVT / JAVT;
 Junta do Cabeçote / JC / J&RC; Jogo de Juntas Inferior do Motor / JI / J&RI; Jogo de Juntas do Motor / JM / J&RM;
 Jogo de Juntas Superior do Motor / JS / J&RS; Jogo de Parafusos do Cabeçote / PF / PF;
 * Itens sob Consulta



© MAHLE 2019/2020 | 415

CÓDIGO MAHLE	CÓDIGO METAL LEVE	CONVERSÕES	
		FABRICANTE	CÓDIGO
JS0700140/4	J&RS-9356/4	PAYEN	CY980
JS0700140/4	J&RS-9356/4	VICTOR REINZ	02-31280-01
JS0700140/4	J&RS-9356/4	VICTOR REINZ	02-31280-04
JS0700630/4*	J&RS-9298/4*	AJUSA	52230000
JS0700680/4	J&RS-1479/4	SABÓ	79543
JS0700680/4 C/ RET.	J&RS-1479/4 C/ RET.	SABÓ	79513
JS0700890/4	J&RS-2362/4	SABÓ	79394FLEX
JS0701010/4*	J&RS-9376/4*	AJUSA	52162800
JS0701010/4*	J&RS-9376/4*	GOETZE	21-27222-20/0
JS0701010/4*	J&RS-9376/4*	GOETZE	21-27222-21/0
JS0701010/4*	J&RS-9376/4*	PAYEN	DY850
JS0701030/6*	J&RS-9378/6*	AJUSA	52240000
JS0701030/6*	J&RS-9378/6*	PAYEN	DZ960
JS0701060/4	J&RS-9381/4	AJUSA	52140000
JS0701060/4	J&RS-9381/4	ELRING	233.040
JS0701060/4	J&RS-9381/4	ELRING	530.610
JS0701060/4	J&RS-9381/4	GOETZE	21-28495-21
JS0701060/4	J&RS-9381/4	GOETZE	21-28495-21/0
JS0701060/4	J&RS-9381/4	O.E.	06A198012A
JS0701060/4	J&RS-9381/4	O.E.	06B198012
JS0701060/4	J&RS-9381/4	PAYEN	CY970
JS0701060/4	J&RS-9381/4	PAYEN	CY971
JS0701060/4	J&RS-9381/4	VICTOR REINZ	02-31955-02
JS0701070/4*	J&RS-9382/4*	AJUSA	52186500
JS0701070/4*	J&RS-9382/4*	GOETZE	24-28815-00/0
JS0701070/4*	J&RS-9382/4*	PAYEN	CY971
JS0701070/4*	J&RS-9382/4*	PAYEN	DY971
JS0701070/4*	J&RS-9382/4*	VICTOR REINZ	02-31955-03
JS0701110/4	J&RS-9386/4	AJUSA	52139400
JS0701110/4	J&RS-9386/4	ELRING	630.190
JS0701110/4	J&RS-9386/4	GOETZE	21-26807-22
JS0701110/4	J&RS-9386/4	GOETZE	21-26807-26
JS0701110/4	J&RS-9386/4	GOETZE	21-26807-26/0
JS0701110/4	J&RS-9386/4	GOETZE	21-26807-29
JS0701110/4	J&RS-9386/4	GOETZE	21-26807-30/0
JS0701110/4	J&RS-9386/4	O.E.	051198012B
JS0701110/4	J&RS-9386/4	O.E.	051198012C
JS0701110/4	J&RS-9386/4	PAYEN	DM361
JS0701110/4	J&RS-9386/4	PAYEN	DM366
JS0701110/4	J&RS-9386/4	VICTOR REINZ	02-25745-22
JS0701130/4*	J&RS-9388/4*	AJUSA	52145000
JS0701130/4*	J&RS-9388/4*	ELRING	183.890
JS0701130/4*	J&RS-9388/4*	ELRING	264.730
JS0701130/4*	J&RS-9388/4*	GOETZE	21-28495-20
JS0701130/4*	J&RS-9388/4*	GOETZE	21-28495-20/0
JS0701130/4*	J&RS-9388/4*	O.E.	058198012
JS0701130/4*	J&RS-9388/4*	PAYEN	CY970
JS0701130/4*	J&RS-9388/4*	PAYEN	DY840
JS0701130/4*	J&RS-9388/4*	VICTOR REINZ	02-31955-01
JS0701140/6*	J&RS-9389/6*	AJUSA	52213700
JS0701140/6*	J&RS-9389/6*	ELRING	470.650
JS0701140/6*	J&RS-9389/6*	VICTOR REINZ	02-31875-02
JS0701150/5 S/ JUNTA CABEÇOTE	J&RS-9392/5 S/ JUNTA CABEÇOTE	AJUSA	53005800
JS0701150/5 S/ JUNTA CABEÇOTE	J&RS-9392/5 S/ JUNTA CABEÇOTE	ELRING	071.160
JS0701150/5 S/ JUNTA CABEÇOTE	J&RS-9392/5 S/ JUNTA CABEÇOTE	ELRING	128.420
JS0701150/5 S/ JUNTA CABEÇOTE	J&RS-9392/5 S/ JUNTA CABEÇOTE	ELRING	915.173
JS0701150/5 S/ JUNTA CABEÇOTE	J&RS-9392/5 S/ JUNTA CABEÇOTE	GOETZE	21-27046-20
JS0701150/5 S/ JUNTA CABEÇOTE	J&RS-9392/5 S/ JUNTA CABEÇOTE	GOETZE	21-27046-20/0
JS0701150/5 S/ JUNTA CABEÇOTE	J&RS-9392/5 S/ JUNTA CABEÇOTE	GOETZE	21-270462-00
JS0701150/5 S/ JUNTA CABEÇOTE	J&RS-9392/5 S/ JUNTA CABEÇOTE	GOETZE	21-27046-21
JS0701150/5 S/ JUNTA CABEÇOTE	J&RS-9392/5 S/ JUNTA CABEÇOTE	O.E.	074198012
JS0701150/5 S/ JUNTA CABEÇOTE	J&RS-9392/5 S/ JUNTA CABEÇOTE	O.E.	74198012
JS0701150/5 S/ JUNTA CABEÇOTE	J&RS-9392/5 S/ JUNTA CABEÇOTE	O.E.	074198012A
JS0701150/5 S/ JUNTA CABEÇOTE	J&RS-9392/5 S/ JUNTA CABEÇOTE	O.E.	074198012B
JS0701150/5 S/ JUNTA CABEÇOTE	J&RS-9392/5 S/ JUNTA CABEÇOTE	PAYEN	CA5470
JS0701150/5 S/ JUNTA CABEÇOTE	J&RS-9392/5 S/ JUNTA CABEÇOTE	PAYEN	DW830
JS0701150/5 S/ JUNTA CABEÇOTE	J&RS-9392/5 S/ JUNTA CABEÇOTE	VICTOR REINZ	02-13063-02
JS0701150/5 S/ JUNTA CABEÇOTE	J&RS-9392/5 S/ JUNTA CABEÇOTE	VICTOR REINZ	02-28988-01

TABELA DE CONVERSÃO / CROSS REFERENCE

CÓDIGO MAHLE	CÓDIGO METAL LEVE	CONVERSÕES	
		FABRICANTE	CÓDIGO
JS0701150/5 S/ JUNTA CABEÇOTE	J&RS-9392/5 S/ JUNTA CABEÇOTE	VICTOR REINZ	02-28988-02
JS0701180/4	J&RS-9597/4	AJUSA	52162500
JS0701180/4	J&RS-9597/4	ELRING	442.220
JS0701180/4	J&RS-9597/4	GOETZE	21-29314-20/0
JS0701180/4	J&RS-9597/4	PAYEN	CB5370
JS0701180/4	J&RS-9597/4	VICTOR REINZ	02-34140-02
JS0701180/4	J&RS-9597/4	VICTOR REINZ	02-34140-03
JS0701190/4*	J&RS-9601/4*	AJUSA	52162700
JS0701190/4*	J&RS-9601/4*	ELRING	545.890
JS0701190/4*	J&RS-9601/4*	GOETZE	21-28925-20/0
JS0701190/4*	J&RS-9601/4*	GOETZE	21-29462-21/0
JS0701190/4*	J&RS-9601/4*	PAYEN	CC5221
JS0701190/4*	J&RS-9601/4*	VICTOR REINZ	02-31280-01
JS0701190/4*	J&RS-9601/4*	VICTOR REINZ	02-31280-04
JS0701210/4*	J&RS-9605/4*	AJUSA	52246400
JS0701230/4	J&RS-9611/4	AJUSA	52231700
JS0720160/4	J&RS-9432/4	AJUSA	52150300
JS0720160/4	J&RS-9432/4	GOETZE	21-28000-20/0
JS0720160/4	J&RS-9432/4	PAYEN	DR850
JS0720600/4	J&RS-9487/4	AJUSA	52171300
JS1210010/4*	J&RS-9528/4*	AJUSA	52147000
JS1210010/4*	J&RS-9528/4*	FEL-PRO	HS 9196 PT
JS1210010/4*	J&RS-9528/4*	PAYEN	CC5600
JS1210010/4*	J&RS-9528/4*	VICTOR REINZ	HS3799
JS1210020/6*	J&RS-9529/6*	AJUSA	52147500
JS1210020/6*	J&RS-9529/6*	FEL-PRO	HS 9076 PT-2
JS1210020/6*	J&RS-9529/6*	O.E.	4636982AE
JS1210020/6*	J&RS-9529/6*	PAYEN	CC5612
JS1210020/6*	J&RS-9529/6*	VICTOR REINZ	02-35390-02
JS1210020/6*	J&RS-9529/6*	VICTOR REINZ	HS5713Y
JS1210030/4*	J&RS-9531/4*	AJUSA	52147300
JS1210030/4*	J&RS-9531/4*	FEL-PRO	HS 9196 PT-3
JS1210030/4*	J&RS-9531/4*	GOETZE	21-29615-22/0
JS1210030/4*	J&RS-9531/4*	PAYEN	CC5602
JS1210030/4*	J&RS-9531/4*	VICTOR REINZ	02-35385-03
JS1210040/5* S/ JUNTA CABEÇOTE	J&RS-9532/5* S/ JUNTA CABEÇOTE	AJUSA	53022000
JS1210040/5* S/ JUNTA CABEÇOTE	J&RS-9532/5* S/ JUNTA CABEÇOTE	PAYEN	DZ630
JS13600/1	J&RS-2180/1	ABR	84372558
JS13600/1	J&RS-2180/1	O.E.	922980130036
JS13600/1	J&RS-2180/1	SPAAL	71107TDRV
JS13860/2 C/RET.	J&RS-9206/2 C/RET.	ABR	84373058
JS13860/2 C/RET.	J&RS-9206/2 C/RET.	ELRING	541.936
JS13860/2 C/RET.	J&RS-9206/2 C/RET.	O.E.	961280130026
JS13860/2 C/RET.	J&RS-9206/2 C/RET.	O.E.	961280130036
JS13860/2 C/RET.	J&RS-9206/2 C/RET.	SABÓ	79213
JS13860/2 C/RET.	J&RS-9206/2 C/RET.	SPAAL	71412ORRVML
JS13900/1 C/RET.	J&RS-1945/1 C/RET.	ABR	84372958
JS1400140/6*	J&RS-9396/6*	AJUSA	52109000
JS1400140/6*	J&RS-9396/6*	ELRING	444.360
JS1400140/6*	J&RS-9396/6*	ELRING	893.846
JS1400140/6*	J&RS-9396/6*	GOETZE	21-26706-20
JS1400140/6*	J&RS-9396/6*	GOETZE	21-26706-20/0
JS1400140/6*	J&RS-9396/6*	GOETZE	21-26706-20/2
JS1400140/6*	J&RS-9396/6*	O.E.	11121730253
JS1400140/6*	J&RS-9396/6*	PAYEN	DT691
JS1400140/6*	J&RS-9396/6*	VICTOR REINZ	02-27820-01
JS1400150/4*	J&RS-9397/4*	AJUSA	52141000
JS1400150/4*	J&RS-9397/4*	ELRING	914.657
JS1400150/4*	J&RS-9397/4*	GOETZE	21-26346-21
JS1400150/4*	J&RS-9397/4*	GOETZE	21-26346-21/0
JS1400150/4*	J&RS-9397/4*	O.E.	11129066434
JS1400150/4*	J&RS-9397/4*	PAYEN	DY520
JS1400150/4*	J&RS-9397/4*	VICTOR REINZ	02-28485-03
JS1400180/6*	J&RS-9400/6*	AJUSA	52109100
JS1400180/6*	J&RS-9400/6*	ELRING	444.370
JS1400180/6*	J&RS-9400/6*	ELRING	445.300
JS1400180/6*	J&RS-9400/6*	GOETZE	21-26706-21
JS1400180/6*	J&RS-9400/6*	GOETZE	21-26706-21/0

Descrição do Produto / Radical MAHLE / Radical Metal Leve: Junta do Coletor de Escape / JA / JA ;
 Junta do Coletor de Admissão / JAA / JAA; Junta do Coletor de Admissão e Escape / JAAE / JAAE;
 Junta do Carter / JAC / JAC; Junta da Tampa de Válvulas / JAV / JAV; Junta da Válvula Termostática / JAVT / JAVT;
 Junta do Cabeçote / JC / J&RC; Jogo de Juntas Inferior do Motor / JI / J&RI; Jogo de Juntas do Motor / JM / J&RM;
 Jogo de Juntas Superior do Motor / JS / J&RS; Jogo de Parafusos do Cabeçote / PF / PF;
 * Itens sob Consulta



CÓDIGO MAHLE	CÓDIGO METAL LEVE	CONVERSÕES	
		FABRICANTE	CÓDIGO
JS1400180/6*	J&RS-9400/6*	O.E.	11129064467
JS1400180/6*	J&RS-9400/6*	O.E.	11129064487
JS1400180/6*	J&RS-9400/6*	PAYEN	DT690
JS1400180/6*	J&RS-9400/6*	PAYEN	DT691
JS1400180/6*	J&RS-9400/6*	VICTOR REINZ	02-27820-02
JS1400190/4*	J&RS-9401/4*	AJUSA	52141300
JS1400190/4*	J&RS-9401/4*	ELRING	444.320
JS1400190/4*	J&RS-9401/4*	ELRING	495.800
JS1400190/4*	J&RS-9401/4*	GOETZE	21-26068-22
JS1400190/4*	J&RS-9401/4*	GOETZE	21-26068-22/0
JS1400190/4*	J&RS-9401/4*	O.E.	11129066452
JS1400190/4*	J&RS-9401/4*	PAYEN	DR831
JS1400190/4*	J&RS-9401/4*	VICTOR REINZ	02-27215-03
JS1400210/6*	J&RS-9403/6*	AJUSA	52134900
JS1400210/6*	J&RS-9403/6*	ELRING	147.600
JS1400210/6*	J&RS-9403/6*	GOETZE	21-26706-22
JS1400210/6*	J&RS-9403/6*	GOETZE	21-26706-22/0
JS1400210/6*	J&RS-9403/6*	O.E.	11121740984
JS1400210/6*	J&RS-9403/6*	PAYEN	DT693
JS1400210/6*	J&RS-9403/6*	PAYEN	DT696
JS1400210/6*	J&RS-9403/6*	VICTOR REINZ	02-31940-01
JS1400220/4*	J&RS-9404/4*	AJUSA	52141100
JS1400220/4*	J&RS-9404/4*	ELRING	495.840
JS1400220/4*	J&RS-9404/4*	GOETZE	21-27702-20
JS1400220/4*	J&RS-9404/4*	GOETZE	21-27702-20/0
JS1400220/4*	J&RS-9404/4*	O.E.	1121743375
JS1400220/4*	J&RS-9404/4*	O.E.	11121743375
JS1400220/4*	J&RS-9404/4*	PAYEN	DZ130
JS1400220/4*	J&RS-9404/4*	VICTOR REINZ	02-31240-01
JS1400230/4	J&RS-9405/4	AJUSA	52141700
JS1400230/4	J&RS-9405/4	ELRING	378.140
JS1400230/4	J&RS-9405/4	GOETZE	21-27249-21/0
JS1400230/4	J&RS-9405/4	PAYEN	CC5350
JS1400230/4	J&RS-9405/4	VICTOR REINZ	02-31821-02
JS1400230/4	J&RS-9405/4	VICTOR REINZ	02-33396-01
JS1400260/6*	J&RS-9410/6*	AJUSA	52134800
JS1400260/6*	J&RS-9410/6*	ELRING	445.470
JS1400260/6*	J&RS-9410/6*	GOETZE	21-26706-23
JS1400260/6*	J&RS-9410/6*	GOETZE	21-26706-23/0
JS1400260/6*	J&RS-9410/6*	O.E.	11121427826
JS1400260/6*	J&RS-9410/6*	PAYEN	DT692
JS1400260/6*	J&RS-9410/6*	VICTOR REINZ	02-31940-02
JS1950010/4 S/ JUNTA CABEÇOTE	J&RS-9115/4 S/ JUNTA CABEÇOTE	AJUSA	53013200
JS1950010/4 S/ JUNTA CABEÇOTE	J&RS-9115/4 S/ JUNTA CABEÇOTE	ELRING	752.976
JS1950010/4 S/ JUNTA CABEÇOTE	J&RS-9115/4 S/ JUNTA CABEÇOTE	GOETZE	21-28225-20/0
JS1950010/4 S/ JUNTA CABEÇOTE	J&RS-9115/4 S/ JUNTA CABEÇOTE	PAYEN	DJ600
JS1950010/4 S/ JUNTA CABEÇOTE	J&RS-9115/4 S/ JUNTA CABEÇOTE	PAYEN	DS130
JS1950010/4 S/ JUNTA CABEÇOTE	J&RS-9115/4 S/ JUNTA CABEÇOTE	VICTOR REINZ	02-52252-01
JS1950400/4*	J&RS-9458/4*	AJUSA	52125900
JS1950400/4*	J&RS-9458/4*	GOETZE	21-28200-20/0
JS1950400/4*	J&RS-9458/4*	PAYEN	DR600
JS1950410/4*	J&RS-9590/4*	AJUSA	52126100
JS1950410/4*	J&RS-9590/4*	VICTOR REINZ	HS54142
JS1950430/4* S/ JUNTA CABEÇOTE	J&RS-9592/4* S/ JUNTA CABEÇOTE	AJUSA	53015900
JS1950440/3*	J&RS-9595/3*	AJUSA	52202800
JS1950440/3*	J&RS-9595/3*	O.E.	MD977867
JS1950450/4	J&RS-9596/4	AJUSA	52223000
JS1950470/4* S/ JUNTA CABEÇOTE	J&RS-9600/4* S/ JUNTA CABEÇOTE	AJUSA	53015300
JS1950470/4* S/ JUNTA CABEÇOTE	J&RS-9600/4* S/ JUNTA CABEÇOTE	ELRING	353.930
JS1950470/4* S/ JUNTA CABEÇOTE	J&RS-9600/4* S/ JUNTA CABEÇOTE	PAYEN	CF5490
JS195200/4 C/RET.	J&RS-9237/4 C/RET.	ABR	72730212
JS195200/4 C/RET.	J&RS-9237/4 C/RET.	ELRING	354.120
JS195200/4 C/RET.	J&RS-9237/4 C/RET.	O.E.	MD978641
JS1980020/4*	J&RS-9427/4*	AJUSA	52140800
JS1980020/4*	J&RS-9427/4*	ELRING	180.890
JS1980020/4*	J&RS-9427/4*	GOETZE	21-28420-20/0
JS1980020/4*	J&RS-9427/4*	O.E.	5895155
JS1980020/4*	J&RS-9427/4*	PAYEN	DW710

TABELA DE CONVERSÃO / CROSS REFERENCE

CÓDIGO MAHLE	CÓDIGO METAL LEVE	CONVERSÕES	
		FABRICANTE	CÓDIGO
JS1980220/6*	J&RS-9430/6*	AJUSA	52135900
JS1980220/6*	J&RS-9430/6*	GOETZE	21-25873-21
JS1980220/6*	J&RS-9430/6*	GOETZE	21-25873-24/0
JS1980220/6*	J&RS-9430/6*	O.E.	5892690
JS1980220/6*	J&RS-9430/6*	O.E.	60743551
JS1980220/6*	J&RS-9430/6*	O.E.	60777057
JS1980220/6*	J&RS-9430/6*	O.E.	60777117
JS1980220/6*	J&RS-9430/6*	O.E.	60777247
JS1980220/6*	J&RS-9430/6*	O.E.	60778304
JS1980220/6*	J&RS-9430/6*	O.E.	60778829
JS1980220/6*	J&RS-9430/6*	PAYEN	DT380
JS1980220/6*	J&RS-9430/6*	VICTOR REINZ	02-27470-01
JS1980220/6*	J&RS-9430/6*	VICTOR REINZ	02-28805-01
JS1980250/4*	J&RS-9425/4*	AJUSA	52095300
JS1980250/4*	J&RS-9425/4*	GOETZE	21-24575-22/0
JS1980250/4*	J&RS-9425/4*	GOETZE	21-27271-20
JS1980250/4*	J&RS-9425/4*	GOETZE	21-27271-20/0
JS1980250/4*	J&RS-9425/4*	PAYEN	DW410
JS1980250/4*	J&RS-9425/4*	SPESSO	132205
JS1980250/4*	J&RS-9425/4*	VICTOR REINZ	02-28285-01
JS1980260/4*	J&RS-9423/4*	AJUSA	52190200
JS1980260/4*	J&RS-9423/4*	PAYEN	DW261
JS1980270/4*	J&RS-9426/4*	AJUSA	52140700
JS1980270/4*	J&RS-9426/4*	ELRING	372.500
JS1980270/4*	J&RS-9426/4*	ELRING	710.460
JS1980270/4*	J&RS-9426/4*	GOETZE	21-28382-21/0
JS1980270/4*	J&RS-9426/4*	O.E.	71711023
JS1980270/4*	J&RS-9426/4*	PAYEN	DW721
JS1980270/4*	J&RS-9426/4*	SPESSO	232255
JS1980270/4*	J&RS-9426/4*	VICTOR REINZ	02-35600-02
JS1980310/4*	J&RS-9422/4*	AJUSA	52161700
JS1980310/4*	J&RS-9422/4*	ELRING	710.461
JS1980310/4*	J&RS-9422/4*	GOETZE	21-28382-22/0
JS1980310/4*	J&RS-9422/4*	O.E.	71713631
JS1980310/4*	J&RS-9422/4*	PAYEN	DW722
JS1980310/4*	J&RS-9422/4*	VICTOR REINZ	02-35600-03
JS2020000/4*	J&RS-9441/4*	AJUSA	52114300
JS2020000/4*	J&RS-9441/4*	ELRING	069.480
JS2020000/4*	J&RS-9441/4*	O.E.	04112-87204
JS2020000/4*	J&RS-9441/4*	PAYEN	DR140
JS2020000/4*	J&RS-9441/4*	VICTOR REINZ	02-52670-01
JS2020200/4*	J&RS-9445/4*	AJUSA	52106900
JS2020200/4*	J&RS-9445/4*	ELRING	069.320
JS2020200/4*	J&RS-9445/4*	O.E.	04112-87106
JS2020200/4*	J&RS-9445/4*	O.E.	04112-87107
JS2020200/4*	J&RS-9445/4*	O.E.	04112-87109
JS2020200/4*	J&RS-9445/4*	O.E.	04112-87110
JS2020200/4*	J&RS-9445/4*	O.E.	04112-87114
JS2020200/4*	J&RS-9445/4*	O.E.	04112-87120
JS2020200/4*	J&RS-9445/4*	PAYEN	DR880
JS2020200/4*	J&RS-9445/4*	PAYEN	DR881
JS2020200/4*	J&RS-9445/4*	PAYEN	DR882
JS2020200/4*	J&RS-9445/4*	PAYEN	DR883
JS2020200/4*	J&RS-9445/4*	VICTOR REINZ	02-52875-07
JS2080000/4	J&RS-9502/4	AJUSA	52126200
JS2080000/4	J&RS-9502/4	FEL-PRO	HS 9627 PT
JS2080000/4	J&RS-9502/4	FEL-PRO	HS 9627 PT-2
JS2080000/4	J&RS-9502/4	O.E.	20920-33A01
JS2080000/4	J&RS-9502/4	O.E.	20920-33C01
JS2080000/4	J&RS-9502/4	PAYEN	DS241
JS2080000/4	J&RS-9502/4	PAYEN	DY690
JS2080000/4	J&RS-9502/4	VICTOR REINZ	02-52472-02
JS2080000/4	J&RS-9502/4	VICTOR REINZ	HS5875
JS2080000/4	J&RS-9502/4	VICTOR REINZ	HS5878
JS2080020/4*	J&RS-9504/4*	AJUSA	52137800
JS2080020/4*	J&RS-9504/4*	O.E.	2092026A01
JS2080020/4*	J&RS-9504/4*	O.E.	20920-26A01
JS2080020/4*	J&RS-9504/4*	O.E.	2092026A02

Descrição do Produto / Radical MAHLE / Radical Metal Leve: Junta do Coletor de Escape / JA / JA ;
 Junta do Coletor de Admissão / JAA / JAA; Junta do Coletor de Admissão e Escape / JAAE / JAAE;
 Junta do Carter / JAC / JAC; Junta da Tampa de Válvulas / JAV / JAV; Junta da Válvula Termostática / JAVT / JAVT;
 Junta do Cabeçote / JC / J&RC; Jogo de Juntas Inferior do Motor / JI / J&RI; Jogo de Juntas do Motor / JM / J&RM;
 Jogo de Juntas Superior do Motor / JS / J&RS; Jogo de Parafusos do Cabeçote / PF / PF;
 * Itens sob Consulta



CÓDIGO MAHLE	CÓDIGO METAL LEVE	CONVERSÕES	
		FABRICANTE	CÓDIGO
JS2080020/4*	J&RS-9504/4*	O.E.	20920-26A02
JS2080020/4*	J&RS-9504/4*	PAYEN	CG6040
JS2080030/4*	J&RS-9505/4*	AJUSA	52160200
JS2080030/4*	J&RS-9505/4*	O.E.	20920-02B00
JS2080030/4*	J&RS-9505/4*	PAYEN	CG5360
JS2080030/4*	J&RS-9505/4*	VICTOR REINZ	02-53345-01
JS2080040/4*	J&RS-9506/4*	AJUSA	52160100
JS2080040/4*	J&RS-9506/4*	FEL-PRO	HS 9627 PT-2
JS2080040/4*	J&RS-9506/4*	O.E.	2092033E00
JS2080040/4*	J&RS-9506/4*	O.E.	2092033E01
JS2080040/4*	J&RS-9506/4*	O.E.	2092033D01
JS2080040/4*	J&RS-9506/4*	O.E.	20920-33D01
JS2080040/4*	J&RS-9506/4*	O.E.	2092033D02
JS2080040/4*	J&RS-9506/4*	O.E.	20920-33D02
JS2080040/4*	J&RS-9506/4*	O.E.	20920-33E00
JS2080040/4*	J&RS-9506/4*	O.E.	20920-33E01
JS2080040/4*	J&RS-9506/4*	PAYEN	DY700
JS2080040/4*	J&RS-9506/4*	VICTOR REINZ	HS5875
JS2080050/4*	J&RS-9507/4*	AJUSA	52200500
JS2080050/4*	J&RS-9507/4*	O.E.	2092039C00
JS2080050/4*	J&RS-9507/4*	O.E.	20920-39C00
JS2080050/4*	J&RS-9507/4*	O.E.	2092039C10
JS2080050/4*	J&RS-9507/4*	O.E.	20920-39C10
JS2080050/4*	J&RS-9507/4*	PAYEN	CG7780
JS2110130/4	J&RS-9540/4	AJUSA	52199600
JS2110150/4*	J&RS-9544/4*	AJUSA	52138300
JS2110150/4*	J&RS-9544/4*	O.E.	GUG701140
JS2110150/4*	J&RS-9544/4*	O.E.	GUG701140HS
JS2110150/4*	J&RS-9544/4*	PAYEN	CB5080
JS21260/6 C/RET.	J&RS-9168/6 C/RET.	ABR	78334941
JS21260/6 C/RET.	J&RS-9168/6 C/RET.	ELRING	601.919
JS21260/6 C/RET.	J&RS-9168/6 C/RET.	O.E.	3802624
JS21260/6 C/RET.	J&RS-9168/6 C/RET.	SABÓ	79958
JS21260/6 C/RET.	J&RS-9168/6 C/RET.	SPAAL	60660ORRV
JS21260/6 C/RET.	J&RS-9168/6 C/RET.	TARANTO	870295-R
JS21320/6	J&RS-1488/6	ABR	68336941
JS21320/6	J&RS-1488/6	O.E.	3801330
JS21380/4 C/RET.	J&RS-2304/4 C/RET.	ABR	78333941
JS21380/4 C/RET.	J&RS-2304/4 C/RET.	ELRING	600.820
JS21380/4 C/RET.	J&RS-2304/4 C/RET.	O.E.	3804896
JS21380/4 C/RET.	J&RS-2304/4 C/RET.	SABÓ	79954
JS21380/4 C/RET.	J&RS-2304/4 C/RET.	SPAAL	60440ORRV
JS21380/4 C/RET.	J&RS-2304/4 C/RET.	TARANTO	870095-R
JS21380/6 C/RET.	J&RS-2304/6 C/RET.	ABR	78335941
JS21380/6 C/RET.	J&RS-2304/6 C/RET.	ELRING	600.840
JS21380/6 C/RET.	J&RS-2304/6 C/RET.	O.E.	3802363
JS21380/6 C/RET.	J&RS-2304/6 C/RET.	SABÓ	79952
JS21380/6 C/RET.	J&RS-2304/6 C/RET.	SPAAL	60460ORRV
JS21380/6 C/RET.	J&RS-2304/6 C/RET.	TARANTO	870195-R
JS2180220/3*	J&RS-9549/3*	AJUSA	52191600
JS2180220/3*	J&RS-9549/3*	GOETZE	21-28596-20/0
JS2180220/3*	J&RS-9549/3*	PAYEN	CA5920
JS2250000/4*	J&RS-9551/4*	AJUSA	52112000
JS2250000/4*	J&RS-9551/4*	FEL-PRO	HS 9854 PT
JS2250000/4*	J&RS-9551/4*	GOETZE	21-28866-20
JS2250000/4*	J&RS-9551/4*	PAYEN	DV450
JS2250000/4*	J&RS-9551/4*	VICTOR REINZ	02-53000-01
JS2250100/4*	J&RS-9554/4*	AJUSA	52152300
JS2250100/4*	J&RS-9554/4*	PAYEN	CG5580
JS2250100/4*	J&RS-9554/4*	VICTOR REINZ	02-52995-01
JS2250500/4*	J&RS-9559/4*	AJUSA	52177800
JS2250500/4*	J&RS-9559/4*	PAYEN	CG6151
JS2250600/4*	J&RS-9562/4*	AJUSA	52177900
JS2250600/4*	J&RS-9562/4*	PAYEN	CG6150
JS2710010/6*	J&RS-9515/6*	AJUSA	52235800
JS2710010/6*	J&RS-9515/6*	PAYEN	CY260
JS2710020/4*	J&RS-9516/4*	AJUSA	52209500
JS2710020/4*	J&RS-9516/4*	GOETZE	21-28680-20/0

TABELA DE CONVERSÃO / CROSS REFERENCE

MAHLE

CÓDIGO MAHLE	CÓDIGO METAL LEVE	CONVERSÕES	
		FABRICANTE	CÓDIGO
JS2710020/4*	J&RS-9516/4*	GOETZE	21-28680-21/0
JS2710020/4*	J&RS-9516/4*	PAYEN	CB5421
JS2710030/4*	J&RS-9517/4*	AJUSA	52142900
JS2710030/4*	J&RS-9517/4*	ELRING	497.820
JS2710030/4*	J&RS-9517/4*	GOETZE	21-28374-20/0
JS2710030/4*	J&RS-9517/4*	PAYEN	CA5620
JS2710060/4*	J&RS-9520/4*	AJUSA	52209400
JS2710060/4*	J&RS-9520/4*	ELRING	497.830
JS2710060/4*	J&RS-9520/4*	GOETZE	21-28680-20/0
JS2710060/4*	J&RS-9520/4*	GOETZE	21-28680-21/0
JS2710060/4*	J&RS-9520/4*	PAYEN	CB5420
JS2710080/5*	J&RS-9522/5*	AJUSA	52207000
JS2710080/5*	J&RS-9522/5*	GOETZE	21-28682-20/0
JS2710080/5*	J&RS-9522/5*	VICTOR REINZ	02-33435-03
JS2710090/5*	J&RS-9526/5*	AJUSA	52229300
JS2710090/5*	J&RS-9526/5*	ELRING	498.720
JS2710090/5*	J&RS-9526/5*	PAYEN	CB5440
JS31000/3	J&RS-2346/3	ABR	64430161
JS31000/3	J&RS-2346/3	O.E.	836640289
JS31000/3	J&RS-2346/3	SPAAL	73320CBRV
JS31000/4	J&RS-2346/4	ABR	64430121
JS31000/4	J&RS-2346/4	O.E.	836740280
JS31000/4	J&RS-2346/4	SPAAL	73420CBRV
JS31000/6	J&RS-2346/6	ABR	64430131
JS31000/6	J&RS-2346/6	O.E.	82600500
JS31000/6	J&RS-2346/6	SPAAL	73620CBRV
JS48100/4-98,5mm	J&RS-1049/4-98,5mm	ABR	76136081
JS48350/6-100,0mm	J&RS-9041/6-100,0mm	ABR	76131031
JS48350/6-100,0mm	J&RS-9041/6-100,0mm	ELRING	333.210
JS48350/6-100,0mm	J&RS-9041/6-100,0mm	O.E.	3520102780
JS48350/6-100,0mm	J&RS-9041/6-100,0mm	SABÓ	48906EFPD2
JS48350/6-100,0mm	J&RS-9041/6-100,0mm	SPAAL	48809CBRV
JS48350/6-100,0mm	J&RS-9041/6-100,0mm	TARANTO	350495BI-100
JS48350/6-98,5mm	J&RS-9041/6-98,5mm	ABR	76131721
JS48350/6-98,5mm	J&RS-9041/6-98,5mm	ELRING	328.030
JS48350/6-98,5mm	J&RS-9041/6-98,5mm	O.E.	3520101280
JS48350/6-98,5mm	J&RS-9041/6-98,5mm	SABÓ	48806EFS2
JS48510/4-100,0mm	J&RS-1475/4-100,0mm	ABR	76131681
JS48510/4-98,5mm	J&RS-1475/4-98,5mm	ABR	76131671
JS48510/6-100,0mm	J&RS-1475/6-100mm	ABR	76131691
JS48510/6-100,0mm	J&RS-1475/6-100mm	ELRING	333.220
JS48510/6-100,0mm	J&RS-1475/6-100mm	O.E.	3660103820
JS48510/6-100,0mm	J&RS-1475/6-100mm	SPAAL	48610CBRV
JS48510/6-100,0mm	J&RS-1475/6-100mm	TARANTO	350995BI-100
JS48510/6-98,5mm	J&RS-1475/6-98,5mm	ABR	76131701
JS48600/5 C/RET.	J&RS-900/5 C/RET.	ABR	76133121
JS48600/6 C/RET.	J&RS-900/6 C/RET.	ABR	76132501
JS48760/6 C/RET.	J&RS-9295/6 C/RET.	ABR	76139061
JS48760/6 C/RET.	J&RS-9295/6 C/RET.	O.E.	9060105521
JS48760/6 C/RET.	J&RS-9295/6 C/RET.	SPAAL	47906ORRV
JS48770/4 C/RET.	J&RS-9296/4 C/RET.	ABR	76139241
JS48770/4 C/RET.	J&RS-9296/4 C/RET.	O.E.	9240101520
JS48770/4 C/RET.	J&RS-9296/4 C/RET.	SPAAL	47924ORRV
JS48780/6 C/RET.	J&RS-9297/6 C/RET.	ABR	76139261
JS48780/6 C/RET.	J&RS-9297/6 C/RET.	O.E.	9260102520
JS48780/6 C/RET.	J&RS-9297/6 C/RET.	SPAAL	47926ORRV
JS48930/1	J&RS-1894/1	ABR	66136125
JS48930/1	J&RS-1894/1	ELRING	324.410
JS48930/1	J&RS-1894/1	O.E.	4760100020
JS48930/1	J&RS-1894/1	SABÓ	80226
JS48930/1	J&RS-1894/1	SPAAL	48406CBB1
JS48930/1	J&RS-1894/1	TARANTO	360095
JS48930/1 C/RET.	J&RS-1894/1 C/RET.	ABR	76136125
JS48930/1 C/RET.	J&RS-1894/1 C/RET.	ELRING	291.580
JS48930/1 C/RET.	J&RS-1894/1 C/RET.	O.E.	4420160621
JS48930/1 C/RET.	J&RS-1894/1 C/RET.	SABÓ	80326
JS48930/1 C/RET.	J&RS-1894/1 C/RET.	SPAAL	48406ORBI
JS48964/1	J&RS-9272/1	ABR	66134601

Descrição do Produto / Radical MAHLE / Radical Metal Leve: Junta do Coletor de Escape / JA / JA ;
 Junta do Coletor de Admissão / JAA / JAA; Junta do Coletor de Admissão e Escape / JAAE / JAAE;
 Junta do Carter / JAC / JAC; Junta da Tampa de Válvulas / JAV / JAV; Junta da Válvula Termostática / JAVT / JAVT;
 Junta do Cabeçote / JC / J&RC; Jogo de Juntas Inferior do Motor / JI / J&RI; Jogo de Juntas do Motor / JM / J&RM;
 Jogo de Juntas Superior do Motor / JS / J&RS; Jogo de Parafusos do Cabeçote / PF / PF;
 * Itens sob Consulta



© MAHLE 2019/2020 | 421

CÓDIGO MAHLE	CÓDIGO METAL LEVE	CONVERSÕES	
		FABRICANTE	CÓDIGO
JS48964/1	J&RS-9272/1	ELRING	335.970
JS48964/1	J&RS-9272/1	O.E.	4570107920
JS48964/1	J&RS-9272/1	SPAAL	48404CBRV
JS48964/1 C/RET.	J&RS-9272/1 C/RET.	ABR	76134601
JS48964/1 C/RET.	J&RS-9272/1 C/RET.	O.E.	4570107920
JS48964/1 C/RET.	J&RS-9272/1 C/RET.	SPAAL	48404ORRV
JS48970/1	J&RS-2470/1	ABR	66134591
JS48970/1	J&RS-2470/1	ELRING	338.710
JS48970/1	J&RS-2470/1	O.E.	4570103120
JS48970/1 C/RET.	J&RS-2470/1 C/RET.	ABR	76134591
JS48970/1 C/RET.	J&RS-2470/1 C/RET.	O.E.	4570103120
JS48980/4 C/RET.	J&RS-9088/4 C/RET.	ABR	76139041
JS48980/4 C/RET.	J&RS-9088/4 C/RET.	O.E.	9040101921
JS48980/4 C/RET.	J&RS-9088/4 C/RET.	SPAAL	47904ORRV
JS48990/1	J&RS-2395/1	ABR	66134611
JS48990/1	J&RS-2395/1	ELRING	264.715
JS48990/1	J&RS-2395/1	O.E.	4570107320
JS48990/1	J&RS-2395/1	SABÓ	79296
JS48990/1	J&RS-2395/1	SPAAL	48403CBRV
JS48990/1 C/RET.	J&RS-2395/1 C/RET.	ABR	76134571
JS48990/1 C/RET.	J&RS-2395/1 C/RET.	ABR	76134611
JS48990/1 C/RET.	J&RS-2395/1 C/RET.	O.E.	4570107320
JS48990/1 C/RET.	J&RS-2395/1 C/RET.	SPAAL	48403ORRV
JS51630/4 C/RET.	J&RS-9333/4 C/RET.	ABR	72330292
JS51630/4 C/RET.	J&RS-9333/4 C/RET.	O.E.	06110-PLC-010
JS51650/4 C/RET.	J&RS-9335/4 C/RET.	ABR	72330252
JS51650/4 C/RET.	J&RS-9335/4 C/RET.	O.E.	06110-PLL-Y01
JS51670/4 C/RET.	J&RS-9337/4 C/RET.	ABR	72330342
JS51670/4 C/RET.	J&RS-9337/4 C/RET.	ELRING	452.060
JS51670/4 C/RET.	J&RS-9337/4 C/RET.	O.E.	06110-PWG-M00
JS51670/4 C/RET.	J&RS-9337/4 C/RET.	TARANTO	862300-R
JS51680/4 C/RET.	J&RS-9338/4 C/RET.	ABR	72330332
JS51680/4 C/RET.	J&RS-9338/4 C/RET.	O.E.	06110-REB-Z01
JS57850/4 C/RET.	J&RS-9059/4 C/RET.	ABR	70934773
JS57850/4 C/RET.	J&RS-9059/4 C/RET.	O.E.	HS051
JS57850/4 C/RET.	J&RS-9059/4 C/RET.	SABÓ	79259
JS57850/4 C/RET.	J&RS-9059/4 C/RET.	SPAAL	70106ORRV
JS63010/4 C/RET.	J&RS-9101/4 C/RET.	ABR	78930161
JS63010/4 C/RET.	J&RS-9101/4 C/RET.	O.E.	040112-54090
JS63050/4 C/RET.	J&RS-9316/4 C/RET.	ABR	78930082
JS63050/4 C/RET.	J&RS-9316/4 C/RET.	ELRING	169.740
JS63050/4 C/RET.	J&RS-9316/4 C/RET.	O.E.	040112-22060
JS63060/4 C/RET.	J&RS-9317/4 C/RET.	ABR	78930042
JS63060/4 C/RET.	J&RS-9317/4 C/RET.	O.E.	040112-30050
JS63070/4 C/RET.	J&RS-9318/4 C/RET.	ABR	78930052
JS63070/4 C/RET.	J&RS-9318/4 C/RET.	O.E.	040112-30030
JS71400/1	J&RS-1730/1	ABR	86630121
JS71460/1	J&RS-9030/1	ABR	86630091
JS71500/1	J&RS-1860/1	ABR	86630101
JS76061/1	J&RS-9022/1	ABR	63732535
JS76061/1	J&RS-9022/1	ELRING	327.830
JS76061/1	J&RS-9022/1	O.E.	550099/1313459
JS76061/1	J&RS-9022/1	SPAAL	59811CBRV
JS76540/6	J&RS-1253/6	ABR	63734745
JS76540/6	J&RS-1253/6	ELRING	496.480
JS76540/6	J&RS-1253/6	O.E.	551513/750009
JS76540/6	J&RS-1253/6	SPAAL	59710CBRV
JS76550/6	J&RS-1800/6	ABR	63736345
JS76550/6	J&RS-1800/6	ELRING	496.890
JS76550/6	J&RS-1800/6	SABÓ	80412
JS76550/6	J&RS-1800/6	SPAAL	59712CBRV
JS76650/1	J&RS-9113/1	ABR	63730121
JS76650/1	J&RS-9113/1	ELRING	138.510
JS76650/1	J&RS-9113/1	O.E.	551350
JS76650/1	J&RS-9113/1	SABÓ	79100
JS76650/1	J&RS-9113/1	SPAAL	59501CBRV
JS76655/1	J&RS-9303/1	ABR	63730421
JS76655/1	J&RS-9303/1	O.E.	551363

CÓDIGO MAHLE	CÓDIGO METAL LEVE	CONVERSÕES	
		FABRICANTE	CÓDIGO
JS76655/1	J&RS-9303/1	SABÓ	79150
JS76655/1	J&RS-9303/1	SPAAL	59504CBRV
JS76670/1	J&RS-9119/1	ABR	63730101
JS76670/1	J&RS-9119/1	ELRING	138.497
JS76670/1	J&RS-9119/1	O.E.	550469
JS76670/1	J&RS-9119/1	SPAAL	59505CBRV
PF0010017*	PF0010017*	AJUSA	81003200
PF0010017*	PF0010017*	ELRING	760.290
PF0010017*	PF0010017*	ELRING	760.300
PF0010017*	PF0010017*	GOETZE	22-51003B
PF0010017*	PF0010017*	GOETZE	22-51004B
PF0010017*	PF0010017*	PAYEN	HBS011
PF0010017*	PF0010017*	PAYEN	HBS255
PF0010017*	PF0010017*	VICTOR REINZ	14-32096-01
PF0030110*	PF0030110*	AJUSA	81031200
PF0100088*	PF0100088*	AJUSA	81024200
PF0100088*	PF0100088*	GOETZE	22-29018B
PF0100088*	PF0100088*	PAYEN	HBS279
PF0140055*	PF0140055*	AJUSA	81011000
PF0140055*	PF0140055*	ELRING	802.970
PF0140055*	PF0140055*	GOETZE	22-29008B
PF0140055*	PF0140055*	GOETZE	22-29013B
PF0140055*	PF0140055*	PAYEN	HBS162
PF0140055*	PF0140055*	VICTOR REINZ	14-32039-02
PF0140070*	PF0140070*	AJUSA	81017600
PF0140070*	PF0140070*	ELRING	803.060
PF0140070*	PF0140070*	GOETZE	22-29012B
PF0140070*	PF0140070*	PAYEN	HBS055
PF0140070*	PF0140070*	VICTOR REINZ	14-32103-01
PF0180033*	PF0180033*	AJUSA	81025700
PF0180033*	PF0180033*	ELRING	258.180
PF0180033*	PF0180033*	GOETZE	22-51108B
PF0180033*	PF0180033*	O.E.	77014-71366
PF0180033*	PF0180033*	PAYEN	HBS310
PF0180034*	PF0180034*	AJUSA	81024900
PF0180034*	PF0180034*	ELRING	151.890
PF0180034*	PF0180034*	GOETZE	22-51107B
PF0180034*	PF0180034*	PAYEN	HBS268
PF0180034*	PF0180034*	PAYEN	HBS301
PF0180034*	PF0180034*	VICTOR REINZ	14-32157-01
PF0180037*	PF0180037*	AJUSA	81022300
PF0180037*	PF0180037*	ELRING	759.030
PF0180037*	PF0180037*	GOETZE	22-51102B
PF0180037*	PF0180037*	PAYEN	HBS241
PF0180037*	PF0180037*	VICTOR REINZ	14-32153-01
PF0180038*	PF0180038*	AJUSA	81002900
PF0180038*	PF0180038*	ELRING	759.040
PF0180038*	PF0180038*	ELRING	759.370
PF0180038*	PF0180038*	GOETZE	22-51001B
PF0180038*	PF0180038*	PAYEN	HBS102
PF0180038*	PF0180038*	VICTOR REINZ	14-32089-01
PF0180039*	PF0180039*	AJUSA	81011500
PF0180039*	PF0180039*	ELRING	111.610
PF0180039*	PF0180039*	ELRING	111.630
PF0180039*	PF0180039*	ELRING	436.500
PF0180039*	PF0180039*	GOETZE	22-51005B
PF0180039*	PF0180039*	PAYEN	HBS104
PF0180039*	PF0180039*	VICTOR REINZ	14-32162-01
PF0180040*	PF0180040*	AJUSA	81003000
PF0180040*	PF0180040*	ELRING	758.850
PF0180040*	PF0180040*	ELRING	759.180
PF0180040*	PF0180040*	GOETZE	22-51102B
PF0180040*	PF0180040*	GOETZE	22-51103B
PF0180040*	PF0180040*	PAYEN	HBS244
PF0180041*	PF0180041*	AJUSA	81031700
PF0180041*	PF0180041*	ELRING	258.270
PF0180041*	PF0180041*	GOETZE	22-72004B
PF0180041*	PF0180041*	PAYEN	HBS283

Descrição do Produto / Radical MAHLE / Radical Metal Leve: Junta do Coletor de Escape / JA / JAA ;
 Junta do Coletor de Admissão / JAA / JAA; Junta do Coletor de Admissão e Escape / JAAE / JAAE;
 Junta do Carter / JAC / JAC; Junta da Tampa de Válvulas / JAV / JAV; Junta da Válvula Termostática / JAVT / JAVT;
 Junta do Cabeçote / JC / J&RC; Jogo de Juntas Inferior do Motor / JI / J&RI; Jogo de Juntas do Motor / JM / J&RM;
 Jogo de Juntas Superior do Motor / JS / J&RS; Jogo de Parafusos do Cabeçote / PF / PF;

* Itens sob Consulta

CÓDIGO MAHLE	CÓDIGO METAL LEVE	CONVERSÕES	
		FABRICANTE	CÓDIGO
PF0250006*	PF0250006*	AJUSA	81007600
PF0250006*	PF0250006*	ELRING	760.650
PF0250006*	PF0250006*	ELRING	760.720
PF0250006*	PF0250006*	GOETZE	22-17002B
PF0250006*	PF0250006*	GOETZE	22-17006B
PF0250006*	PF0250006*	PAYEN	HBS052
PF0250006*	PF0250006*	PAYEN	HBS247
PF0250006*	PF0250006*	VICTOR REINZ	14-32093-01
PF0250018*	PF0250018*	AJUSA	81025400
PF0250018*	PF0250018*	ELRING	111.580
PF0250018*	PF0250018*	ELRING	111.590
PF0250018*	PF0250018*	GOETZE	22-17019B
PF0250018*	PF0250018*	PAYEN	HBS052
PF0250018*	PF0250018*	PAYEN	HBS247
PF0250018*	PF0250018*	VICTOR REINZ	14-35731-01
PF0250046*	PF0250046*	AJUSA	81007500
PF0250046*	PF0250046*	GOETZE	22-17005B
PF0250046*	PF0250046*	PAYEN	HBS093
PF0250046*	PF0250046*	VICTOR REINZ	14-35737-01
PF0250071*	PF0250071*	AJUSA	81017900
PF0250071*	PF0250071*	ELRING	104.260
PF0250071*	PF0250071*	ELRING	104.270
PF0250071*	PF0250071*	GOETZE	22-17014B
PF0250071*	PF0250071*	PAYEN	HBS131
PF0250071*	PF0250071*	VICTOR REINZ	14-35734-01
PF0250073*	PF0250073*	AJUSA	81018100
PF0250073*	PF0250073*	ELRING	152.090
PF0250073*	PF0250073*	GOETZE	22-17015B
PF0250073*	PF0250073*	GOETZE	22-17016B
PF0250073*	PF0250073*	PAYEN	HBS133
PF0250073*	PF0250073*	VICTOR REINZ	14-32220-02
PF0440008*	PF0440008*	AJUSA	81000900
PF0440008*	PF0440008*	ELRING	758.120
PF0440008*	PF0440008*	ELRING	758.290
PF0440008*	PF0440008*	GOETZE	22-15003B
PF0440008*	PF0440008*	PAYEN	HBS038
PF0440008*	PF0440008*	PAYEN	HBS260
PF0440008*	PF0440008*	VICTOR REINZ	14-32079-01
PF0440011*	PF0440011*	AJUSA	81007100
PF0440011*	PF0440011*	ELRING	760.870
PF0440011*	PF0440011*	GOETZE	22-17001B
PF0440011*	PF0440011*	PAYEN	HBS051
PF0440011*	PF0440011*	VICTOR REINZ	14-32081-01
PF0440011*	PF0440011*	VICTOR REINZ	14-35733-01
PF0440012*	PF0440012*	AJUSA	81001000
PF0440012*	PF0440012*	ELRING	758.220
PF0440012*	PF0440012*	GOETZE	22-15004B
PF0440012*	PF0440012*	PAYEN	HBS012
PF0440012*	PF0440012*	PAYEN	HBS084
PF0440012*	PF0440012*	PAYEN	HBS088
PF0440012*	PF0440012*	VICTOR REINZ	14-32077-01
PF0440013*	PF0440013*	AJUSA	81006700
PF0440013*	PF0440013*	ELRING	758.300
PF0440013*	PF0440013*	GOETZE	22-15010B
PF0440013*	PF0440013*	PAYEN	HBS039
PF0440013*	PF0440013*	VICTOR REINZ	14-32075-01
PF0440014*	PF0440014*	AJUSA	81027100
PF0440014*	PF0440014*	ELRING	152.530
PF0440014*	PF0440014*	ELRING	431.440
PF0440014*	PF0440014*	GOETZE	22-53009B
PF0440014*	PF0440014*	PAYEN	HBS254
PF0440014*	PF0440014*	VICTOR REINZ	14-32139-01
PF0440047*	PF0440047*	AJUSA	81007900
PF0440047*	PF0440047*	ELRING	129.830
PF0440047*	PF0440047*	ELRING	129.900
PF0440047*	PF0440047*	GOETZE	22-15013B
PF0440047*	PF0440047*	PAYEN	HBS087
PF0440047*	PF0440047*	PAYEN	HBS278

TABELA DE CONVERSÃO / CROSS REFERENCE

MAHLE

CÓDIGO MAHLE	CÓDIGO METAL LEVE	CONVERSÕES	
		FABRICANTE	CÓDIGO
PF0440047*	PF0440047*	VICTOR REINZ	14-32148-01
PF0440089*	PF0440089*	AJUSA	81024600
PF0440089*	PF0440089*	GOETZE	22-15003B
PF0440089*	PF0440089*	GOETZE	22-53011B
PF0440089*	PF0440089*	PAYEN	HBS260
PF0440089*	PF0440089*	VICTOR REINZ	14-32079-01
PF0480030*	PF0480030*	AJUSA	81006500
PF0480030*	PF0480030*	ELRING	820.114
PF0480030*	PF0480030*	ELRING	820.210
PF0480030*	PF0480030*	GOETZE	22-26006B
PF0480030*	PF0480030*	GOETZE	22-26007B
PF0480030*	PF0480030*	PAYEN	HBS059
PF0480030*	PF0480030*	VICTOR REINZ	14-32031-02
PF0480044*	PF0480044*	AJUSA	81005400
PF0480044*	PF0480044*	ELRING	820.199
PF0480044*	PF0480044*	GOETZE	22-26065B
PF0480044*	PF0480044*	GOETZE	22-26067B
PF0480044*	PF0480044*	PAYEN	HBS045
PF0480044*	PF0480044*	PAYEN	HBS061
PF0480044*	PF0480044*	VICTOR REINZ	14-32031-01
PF0480053*	PF0480053*	AJUSA	81010500
PF0480053*	PF0480053*	ELRING	456.110
PF0480053*	PF0480053*	GOETZE	22-26009B
PF0480053*	PF0480053*	O.E.	759.630
PF0480053*	PF0480053*	PAYEN	HBS150
PF0480053*	PF0480053*	VICTOR REINZ	14-32028-02
PF0590001*	PF0590001*	AJUSA	81009200
PF0590001*	PF0590001*	ELRING	803.180
PF0590001*	PF0590001*	GOETZE	22-39012B
PF0590001*	PF0590001*	GOETZE	22-56003B
PF0590001*	PF0590001*	PAYEN	HBS105
PF0590001*	PF0590001*	PAYEN	HBS108
PF0590021*	PF0590021*	AJUSA	81008700
PF0590021*	PF0590021*	ELRING	802.870
PF0590021*	PF0590021*	GOETZE	22-18008B
PF0590021*	PF0590021*	O.E.	YF09-10-135
PF0590021*	PF0590021*	PAYEN	HBS031
PF0590021*	PF0590021*	PAYEN	HBS081
PF0590021*	PF0590021*	VICTOR REINZ	14-32018-01
PF0590024*	PF0590024*	AJUSA	81014100
PF0590024*	PF0590024*	GOETZE	22-70003B
PF0590024*	PF0590024*	GOETZE	22-70010B
PF0590024*	PF0590024*	PAYEN	HBS194
PF0590065*	PF0590065*	AJUSA	81015400
PF0590065*	PF0590065*	ELRING	707.660
PF0590065*	PF0590065*	GOETZE	22-18009B
PF0590065*	PF0590065*	PAYEN	HBS136
PF0590065*	PF0590065*	VICTOR REINZ	14-32184-01
PF0590085*	PF0590085*	AJUSA	81023700
PF0590127*	PF0590127*	AJUSA	81046500
PF0630042*	PF0630042*	AJUSA	81013600
PF0630042*	PF0630042*	ELRING	708.240
PF0630042*	PF0630042*	PAYEN	HBS315
PF0630061*	PF0630061*	AJUSA	81014400
PF0630061*	PF0630061*	ELRING	708.210
PF0630061*	PF0630061*	ELRING	708.340
PF0630061*	PF0630061*	GOETZE	22-71008B
PF0630061*	PF0630061*	PAYEN	HBS203
PF0630062*	PF0630062*	AJUSA	81014700
PF0630062*	PF0630062*	ELRING	708.270
PF0630062*	PF0630062*	GOETZE	22-71016B
PF0630062*	PF0630062*	PAYEN	HBS306
PF0630068*	PF0630068*	AJUSA	81016400
PF0630068*	PF0630068*	ELRING	151.790
PF0630068*	PF0630068*	ELRING	151.800
PF0630068*	PF0630068*	GOETZE	22-71014B
PF0630068*	PF0630068*	PAYEN	HBS209
PF0630068*	PF0630068*	VICTOR REINZ	14-55037-01

Descrição do Produto / Radical MAHLE / Radical Metal Leve: Junta do Coletor de Escape / JA / JA ;
 Junta do Coletor de Admissão / JAA / JAA; Junta do Coletor de Admissão e Escape / JAAE / JAAE;
 Junta do Câter / JAC / JAC; Junta da Tampa de Válvulas / JAV / JAV; Junta da Válvula Termostática / JAVT / JAVT;
 Junta do Cabeçote / JC / J&RC; Jogo de Juntas Inferior do Motor / JI / J&RI; Jogo de Juntas do Motor / JM / J&RM;
 Jogo de Juntas Superior do Motor / JS / J&RS; Jogo de Parafusos do Cabeçote / PF / PF;

* Itens sob Consulta



© MAHLE 2019/2020 | 425

CÓDIGO MAHLE	CÓDIGO METAL LEVE	CONVERSÕES	
		FABRICANTE	CÓDIGO
PF0630086*	PF0630086*	AJUSA	81023800
PF0660064*	PF0660064*	AJUSA	81015200
PF0660064*	PF0660064*	ELRING	129.950
PF0660064*	PF0660064*	GOETZE	22-15016B
PF0660064*	PF0660064*	PAYEN	HBS089
PF0660092*	PF0660092*	AJUSA	81025600
PF0660092*	PF0660092*	ELRING	760.280
PF0660092*	PF0660092*	GOETZE	22-17021B
PF0660092*	PF0660092*	PAYEN	HBS255
PF0660107*	PF0660107*	AJUSA	81029300
PF0660107*	PF0660107*	ELRING	262.820
PF0660107*	PF0660107*	GOETZE	22-53010B
PF0660107*	PF0660107*	PAYEN	HBS259
PF0700004*	PF0700004*	AJUSA	81000400
PF0700004*	PF0700004*	ELRING	057.100
PF0700004*	PF0700004*	ELRING	819.824
PF0700004*	PF0700004*	ELRING	819.832
PF0700004*	PF0700004*	GOETZE	22-33034B
PF0700004*	PF0700004*	GOETZE	22-39024B
PF0700004*	PF0700004*	PAYEN	HBS018
PF0700004*	PF0700004*	VICTOR REINZ	14-32047-01
PF0700051*	PF0700051*	AJUSA	81009800
PF0700051*	PF0700051*	ELRING	804.250
PF0700051*	PF0700051*	GOETZE	22-39010B
PF0700051*	PF0700051*	O.E.	803.600
PF0700051*	PF0700051*	PAYEN	HBS064
PF0700051*	PF0700051*	VICTOR REINZ	14-32054-01
PF0700069*	PF0700069*	AJUSA	81017200
PF0700069*	PF0700069*	ELRING	104.890
PF0700069*	PF0700069*	ELRING	104.930
PF0700069*	PF0700069*	GOETZE	22-39027B
PF0700069*	PF0700069*	O.E.	104.930
PF0700069*	PF0700069*	PAYEN	HBS028
PF0700069*	PF0700069*	PAYEN	HBS171
PF0700069*	PF0700069*	VICTOR REINZ	14-32052-01
PF0700076*	PF0700076*	AJUSA	81019300
PF0700076*	PF0700076*	ELRING	803.320
PF0700076*	PF0700076*	ELRING	804.870
PF0700076*	PF0700076*	GOETZE	22-33024B
PF0700076*	PF0700076*	PAYEN	HBS246
PF0700076*	PF0700076*	PAYEN	HBS249
PF0700076*	PF0700076*	VICTOR REINZ	14-32126-01
PF0700077*	PF0700077*	AJUSA	81019400
PF0700077*	PF0700077*	ELRING	074.810
PF0700077*	PF0700077*	ELRING	130.820
PF0700077*	PF0700077*	ELRING	130.830
PF0700077*	PF0700077*	GOETZE	22-33031B
PF0700077*	PF0700077*	PAYEN	HBS268
PF0700077*	PF0700077*	PAYEN	HBS270
PF0700077*	PF0700077*	VICTOR REINZ	14-32124-01
PF0700093*	PF0700093*	AJUSA	81025800
PF0700093*	PF0700093*	ELRING	803.430
PF0700093*	PF0700093*	ELRING	803.740
PF0700093*	PF0700093*	GOETZE	22-33025B
PF0700093*	PF0700093*	PAYEN	HBS249
PF0700093*	PF0700093*	VICTOR REINZ	14-32120-01
PF0700094*	PF0700094*	AJUSA	81025900
PF0700094*	PF0700094*	ELRING	130.830
PF0700094*	PF0700094*	PAYEN	HBS171
PF0700094*	PF0700094*	PAYEN	HBS268
PF0700094*	PF0700094*	VICTOR REINZ	14-32124-01
PF1400050*	PF1400050*	AJUSA	81008500
PF1400050*	PF1400050*	ELRING	302.320
PF1400050*	PF1400050*	ELRING	802.740
PF1400050*	PF1400050*	GOETZE	22-11003B
PF1400050*	PF1400050*	GOETZE	22-11004B
PF1400050*	PF1400050*	PAYEN	HBS068
PF1400050*	PF1400050*	PAYEN	HBS071

CÓDIGO MAHLE	CÓDIGO METAL LEVE	CONVERSÕES	
		FABRICANTE	CÓDIGO
PF1400050*	PF1400050*	VICTOR REINZ	14-32002-02
PF1400050*	PF1400050*	VICTOR REINZ	14-32101-01
PF1400100*	PF1400100*	ELRING	802.820
PF1400100*	PF1400100*	PAYEN	HBS067
PF1400100*	PF1400100*	PAYEN	HBS413
PF1400100*	PF1400100*	VICTOR REINZ	14-32101-01
PF1400100**	PF1400100*	AJUSA	81027600
PF1950032*	PF1950032*	AJUSA	81016500
PF1950032*	PF1950032*	GOETZE	22-76002B
PF1950032*	PF1950032*	PAYEN	HBS216
PF1950060*	PF1950060*	AJUSA	81014000
PF1950060*	PF1950060*	ELRING	709.270
PF1950060*	PF1950060*	GOETZE	22-15008B
PF1950060*	PF1950060*	GOETZE	22-76001B
PF1950060*	PF1950060*	PAYEN	HBS215
PF1950087*	PF1950087*	AJUSA	81024100
PF1950087*	PF1950087*	ELRING	003.930
PF1950087*	PF1950087*	GOETZE	22-70013B
PF1950087*	PF1950087*	GOETZE	22-76004B
PF1950087*	PF1950087*	PAYEN	HBS354
PF1980072*	PF1980072*	AJUSA	81018000
PF1980072*	PF1980072*	ELRING	152.080
PF1980072*	PF1980072*	GOETZE	22-17015B
PF1980072*	PF1980072*	GOETZE	22-17016B
PF1980072*	PF1980072*	PAYEN	HBS132
PF1980072*	PF1980072*	VICTOR REINZ	14-32220-01
PF2080080*	PF2080080*	AJUSA	81020800
PF2080080*	PF2080080*	GOETZE	22-76005B
PF2080080*	PF2080080*	PAYEN	HBS308
PF2110003*	PF2110003*	AJUSA	81002500
PF2110003*	PF2110003*	ELRING	707.680
PF2110003*	PF2110003*	GOETZE	22-75001B
PF2110003*	PF2110003*	PAYEN	HBS211
PF2110075*	PF2110075*	AJUSA	81019200
PF2110075*	PF2110075*	PAYEN	HBS423
PF2710066*	PF2710066*	AJUSA	81016200
PF2710066*	PF2710066*	ELRING	156.700
PF2710066*	PF2710066*	GOETZE	22-51009B
PF2710066*	PF2710066*	GOETZE	22-53012B
PF2710066*	PF2710066*	PAYEN	HBS178
PF2710066*	PF2710066*	VICTOR REINZ	14-32152-01

Descrição do Produto / Radical MAHLE / Radical Metal Leve: Junta do Coletor de Escape / JA / JA ;
 Junta do Coletor de Admissão / JAA / JAA; Junta do Coletor de Admissão e Escape / JAAE / JAAE;
 Junta do Câmbio / JAC / JAC; Junta da Tampa de Válvulas / JAV / JAV; Junta da Válvula Termostática / JAVT / JAVT;
 Junta do Cabeçote / JC / J&RC; Jogo de Juntas Inferior do Motor / JI / J&RI; Jogo de Juntas do Motor / JM / J&RM;
 Jogo de Juntas Superior do Motor / JS / J&RS; Jogo de Parafusos do Cabeçote / PF / PF;
 * Itens sob Consulta

CONVERSÕES		CÓDIGO MAHLE	CÓDIGO METAL LEVE
FABRICANTE	CÓDIGO		
ABR	50100400	JC11820/4	J&RC-1235/4
ABR	50100600	JC11820/6	J&RC-1235/6
ABR	50911509	JC57100/3	J&RC-1178/3
ABR	50911601	JC57330/4	J&RC-1178/4
ABR	50911701	JC57120/4	J&RC-887/4
ABR	50915401	JC57600/6	J&RC-933/6
ABR	50930409	JC57700/6	J&RC-934/6
ABR	50939300	JC57460/4	J&RC-9160/4
ABR	50953304	JC57300/4	J&RC-2142/4
ABR	50953304	JC57430/4	J&RC-2257/4
ABR	50962400	JC57750/4	J&RC-9125/4
ABR	50965300	JC57850/4	J&RC-9059/4
ABR	50965504	JC57200/4	J&RC-1097/4
ABR	50971400	JC57460/6	J&RC-9160/6
ABR	50971501	JC57270/3	J&RC-9240/3
ABR	50971600	JC57280/6	J&RC-1172/6
ABR	51800602	JC18210/4	J&RC-9326/4
ABR	51801801	JC18220/4	J&RC-9330/4
ABR	51803002	JC18100/4	J&RC-9226/4
ABR	51803102	JC18350/4	J&RC-9329/4
ABR	51803202	JC18695/4	J&RC-9127/4
ABR	51803601	JC18400/4	J&RC-9327/4
ABR	51803701	JC18530/4	J&RC-9328/4
ABR	51803801	JC18860/4	J&RC-9161/4
ABR	52300102	JC51650/4	J&RC-9335/4
ABR	52300201	JC51620/4	J&RC-9332/4
ABR	52300302	JC51630/4	J&RC-9333/4
ABR	52300702	JC51660/4	J&RC-9336/4
ABR	52300802	JC51670/4	J&RC-9337/4
ABR	52300902	JC51680/4	J&RC-9338/4
ABR	52700501	JC195010/4	J&RC-9115/4
ABR	52700601	JC195340/4	J&RC-9283/4
ABR	52701302	JC195200/4	J&RC-9237/4
ABR	53500300	JC01050/1	J&RC-9183/4
ABR	53711405	JC76061/1	J&RC-9022/1
ABR	53725105	JC76540/3	J&RC-1253/3
ABR	53726805	JC76670/1	J&RC-9119/1
ABR	53754705	JC76650/1	J&RC-9113/1
ABR	53801102	JC72010/4	J&RC-9322/4
ABR	54009901	JC14550/6	J&RC-572/6
ABR	54010001	JC14490/4	J&RC-870/4
ABR	54010101	JC14520/6	J&RC-1107/6
ABR	54011601	JC14090/4	J&RC-1424/4
ABR	54015901	JC14420/4	J&RC-1109/4
ABR	54025201	JC14240/4	J&RC-1615/4
ABR	54027101	JC14080/4	J&RC-1260/4
ABR	54027201	JC14270/4	J&RC-1600/4
ABR	54032301	JC14165/4	J&RC-9186/4
ABR	54032701	JC14780/4	J&RC-9215/4
ABR	54033801	JC14185/4	J&RC-9020/4
ABR	54035201	JC14320/4	J&RC-2070/4
ABR	54062201	JC14195/4	J&RC-9124/4
ABR	54124101	JC59000/4	J&RC-930/4
ABR	54127201	JC26040/4	J&RC-1316/4
ABR	54128701	JC26040/3	J&RC-1316/3
ABR	54149201	JC59100/4	J&RC-1052/4
ABR	54151101	JC59490/4	J&RC-2092/4
ABR	54151201	JC59201/4	J&RC-1632/4
ABR	54152203	JC26500/6	J&RC-1734/6
ABR	54163001	JC59040/4	J&RC-9247/4
ABR	54163101	JC59020/4	J&RC-9246/4
ABR	54168200	JC26610/3	J&RC-2661/3
ABR	54168300	JC26610/4	J&RC-2661/4
ABR	54168400	JC26620/6	J&RC-2661/6
ABR	54168600	JC59520/4	J&RC-9164/4
ABR	54168700	JC59150/4*	J&RC-9165/4*
ABR	54168800	JC59560/4	J&RC-9192/4
ABR	54168900	JC59570/4	J&RC-9199/4

Descrição do Produto / Radical MAHLE / Radical Metal Leve: Junta do Coletor de Escape / JA / JA ; Junta do Coletor de Admissão / JAA / JAA; Junta do Coletor de Admissão e Escape / JAAE / JAAE; Junta do Carter / JAC / JAC; Junta da Tampa de Válvulas / JAV / JAV; Junta da Válvula Termostática / JAVT / JAVT; Junta do Cabeçote / JC / J&RC; Jogo de Juntas Inferior do Motor / JI / J&RI; Jogo de Juntas do Motor / JM / J&RM; Jogo de Juntas Superior do Motor / JS / J&RS; Jogo de Parafusos do Cabeçote / PF / PF;

* Itens sob Consulta

TABELA DE CONVERSÃO / CROSS REFERENCE

MAHLE

CONVERSÕES		CÓDIGO MAHLE	CÓDIGO METAL LEVE
FABRICANTE	CÓDIGO		
ABR	54307800	JC13250/1	J&RC-1076/1
ABR	54307900	JC13000/1	J&RC-910/1
ABR	54319003	JC13600/1	J&RC-2180/1
ABR	54364904	JC13900/1	J&RC-1945/1
ABR	54395700	JC13510/4	J&RC-2301/4
ABR	54395800	JC13500/6	J&RC-2157/6
ABR	54482800	JC31000/4	J&RC-2346/4
ABR	54482900	JC31000/3	J&RC-2346/3
ABR	54800101	JC72000/4	J&RC-9086/4
ABR	55700101	JC08020/4	J&RC-9323/4
ABR	55700201	JC08030/4	J&RC-9324/4
ABR	55700302	JC08040/4	J&RC-9325/4
ABR	56108701	JC48510/4-98,5mm	J&RC-1475/4-98,5mm
ABR	56111903	JC48600/3	J&RC-900/3
ABR	56119803	JC48600/2	J&RC-900/2
ABR	56123503	JC48600/1	J&RC-900/1
ABR	56131803	JC48510/4-100,0mm	J&RC-1475/4-100,0mm
ABR	56137200	JC48930/1	J&RC-1894/1
ABR	56149603	JC48350/6-98,5mm	J&RC-9041/6-98,5mm
ABR	56150201	JC48350/6-100,0mm	J&RC-1049/6-100mm
ABR	56165005	JC48964/1	J&RC-9272/1
ABR	56169405	JC48990/1	J&RC-2395/1
ABR	56172905	JC48980/4	J&RC-9088/4
ABR	56173005	JC48760/6	J&RC-9295/6
ABR	56173105	JC48770/4	J&RC-9296/4
ABR	56173205	JC48780/6	J&RC-9297/6
ABR	56614705	JC71100/1	J&RC-1159/1
ABR	56616005	JC71400/1	J&RC-1730/1
ABR	56629805	JC71500/1	J&RC-1860/1
ABR	56629905	JC71460/1	J&RC-9030/1
ABR	57328801	JC25110/4	J&RC-1902/4
ABR	57350601	JC25060/4	J&RC-1619/4
ABR	57360201	JC25040/4	J&RC-1829/4
ABR	57370401	JC25020/4	J&RC-1638/4
ABR	57371801	JC25180/4	J&RC-1929/4
ABR	57381801	JC25600/4	J&RC-9016/4
ABR	57385200	JC25400/4	J&RC-2463/4
ABR	57385400	JC25460/4	J&RC-2462/4
ABR	58308101	JC21260/6	J&RC-9168/6
ABR	58310501	JC21380/6	J&RC-2304/6
ABR	58312601	JC21380/4	J&RC-2304/4
ABR	58317901	JC21150/2	J&RC-1082/2
ABR	58325701	JC0210540/6	J&RC-9721/6
ABR	58328902	JC0210520/4 1,25	J&RC-9722/4 1,25
ABR	58328904	JC0210520/4 1,15	J&RC-9722/4 1,15
ABR	58329002	JC0210520/6 1,25	J&RC-9722/6 1,25
ABR	58329004	JC0210520/6 1,15	J&RC-9722/6 1,15
ABR	58505101	JC70590/4	J&RC-1092/4
ABR	58511501	JC70640/4	J&RC-1450/4
ABR	58514001	JC70680/4	J&RC-1479/4
ABR	58515001	JC70880/4	J&RC-1853/4
ABR	58523801	JC70550/4	J&RC-2409/4
ABR	58533802	JC70110/4	J&RC-9331/4
ABR	58601101	JC44100/4	J&RC-2203/4
ABR	58601601	JC44200/4	J&RC-2377/4
ABR	58900102	JC63030/4	J&RC-9314/4
ABR	58900201	JC63040/4	J&RC-9315/4
ABR	58900302	JC63080/4 1,00	J&RC-9319/4 1,00
ABR	58900402	JC63010/4 1,70	J&RC-9101/4 1,70
ABR	58900502	JC63050/4	J&RC-9316/4
ABR	58900602	JC63060/4	J&RC-9317/4
ABR	58900702	JC63070/4 0,90	J&RC-9318/4 0,90
ABR	58900802	JC63010/4 1,60	J&RC-9101/4 1,60
ABR	58900902	JC63010/4 1,50	J&RC-9101/4 1,50
ABR	58901002	JC63090/4 1,65	J&RC-9320/4 1,65
ABR	58901102	JC63090/4 1,55	J&RC-9320/4 1,55
ABR	58901202	JC63090/4 1,45	J&RC-9320/4 1,45
ABR	58901302	JC63720/4 1,50	J&RC-9321/4 1,50

Descrição do Produto / Radical MAHLE / Radical Metal Leve: Junta do Coletor de Escape / JA / JA ;
 Junta do Coletor de Admissão / JAA / JAA; Junta do Coletor de Admissão e Escape / JAAE / JAAE;
 Junta do Carter / JAC / JAC; Junta da Tampa de Válvulas / JAV / JAV; Junta da Válvula Termostática / JAVT / JAVT;
 Junta do Cabeçote / JC / J&RC; Jogo de Juntas Inferior do Motor / JI / J&RI; Jogo de Juntas do Motor / JM / J&RM;
 Jogo de Juntas Superior do Motor / JS / J&RS; Jogo de Parafusos do Cabeçote / PF / PF;

* Itens sob Consulta



© MAHLE 2019/2020 | 429

CONVERSÕES		CÓDIGO MAHLE	CÓDIGO METAL LEVE
FABRICANTE	CÓDIGO		
ABR	58901402	JC63720/4 1,60	J&RC-9321/4 1,60
ABR	58901502	JC63720/4 1,70	J&RC-9321/4 1,70
ABR	60210180	JM43121/4	J&RM-9046/4
ABR	61810021	JM18210/4	J&RM-9326/4
ABR	61810052	JM18695/4	J&RM-9127/4
ABR	63510101	JM01050/4	J&RM-9183/4
ABR	63710101	JM76670/6	J&RM-9119/6
ABR	63710121	JM76650/6	J&RM-9113/6
ABR	63710421	JM76655/6	J&RM-9303/6
ABR	63730101	JS76670/1	J&RS-9119/1
ABR	63730121	JS76650/1	J&RS-9113/1
ABR	63730421	JS76655/1	J&RS-9303/1
ABR	63732535	JS76061/1	J&RS-9022/1
ABR	63734745	JS76540/6	J&RS-1253/6
ABR	63736345	JS76550/6	J&RS-1800/6
ABR	64010231	JM14550/6	J&RM-572/6
ABR	64010971	JM14520/6	J&RM-1107/6
ABR	64011071	JM14490/4	J&RM-870/4
ABR	64011291	JM14012/4	J&RM-1147/4
ABR	64012391	JM14272/4	J&RM-1600/4
ABR	64013071	JM14422/4	J&RM-1109/4
ABR	64013391	JM14290/4	J&RM-1921/4
ABR	64013401	JM14320/4	J&RM-2070/4
ABR	64014221	JM14242/4	J&RM-1615/4
ABR	64014231	JM14222/4	J&RM-1261/4
ABR	64014241	JM14082/4	J&RM-1260/4
ABR	64014781	JM14142/4	J&RM-2141/4
ABR	64014791	JM14842/4	J&RM-9212/4
ABR	64014801	JM14182/4	J&RM-9019/4
ABR	64014831	JM14167/4	J&RM-9186/4
ABR	64014841	JM14187/4	J&RM-9020/4
ABR	64014851	JM14340/4	J&RM-9084/4
ABR	64014861	JM14782/4	J&RM-9215/4
ABR	64014871	JM14197/4	J&RM-9124/4
ABR	64014881	JM14350/4	J&RM-2420/4
ABR	64111471	JM59000/4	J&RM-930/4
ABR	64114211	JM59100/4	J&RM-1052/4
ABR	64114331	JM59010/4	J&RM-1633/4
ABR	64114341	JM59202/4	J&RM-1632/4
ABR	64114841	JM59500/4	J&RM-9014/4
ABR	64114851	JM59600/4	J&RM-9015/4
ABR	64114861	JM59020/4	J&RM-9246/4
ABR	64114871	JM59040/4	J&RM-9247/4
ABR	64114901	JM59560/4	J&RM-9192/4
ABR	64114911	JM59570/4	J&RM-9199/4
ABR	64114921	JM59520/4	J&RM-9164/4
ABR	64114931	JM59150/4	J&RM-9165/4
ABR	64410121	JM31000/4	J&RM-2346/4
ABR	64410131	JM31000/6	J&RM-2346/6
ABR	64410141	JM31010/4	J&RM-2235/4
ABR	64410151	JM31010/6	J&RM-2235/6
ABR	64410161	JM31000/3	J&RM-2346/3
ABR	64416511	JM13000/6	J&RM-910/6
ABR	64430121	JS31000/4	J&RS-2346/4
ABR	64430131	JS31000/6	J&RS-2346/6
ABR	64430161	JS31000/3	J&RS-2346/3
ABR	66114611	JM48990/6	J&RM-2395/6
ABR	66114621	JM48964/6	J&RM-9272/6
ABR	66134591	JS48970/1	J&RS-2470/1
ABR	66134601	JS48964/1	J&RS-9272/1
ABR	66134611	JS48990/1	J&RS-2395/1
ABR	66136125	JS48930/1	J&RS-1894/1
ABR	66196115	JM48930/6	J&RM-1894/6
ABR	66196125	JM48930/5	J&RM-1894/5
ABR	67314351	JM25070/4	J&RM-1639/4
ABR	67314561	JM25022/4	J&RM-1638/4
ABR	67314581	JM25112/4	J&RM-1902/4
ABR	67314591	JM25040/4	J&RM-1829/4

Descrição do Produto / Radical MAHLE / Radical Metal Leve: Junta do Coletor de Escape / JA / JA ;
 Junta do Coletor de Admissão / JAA / JAA; Junta do Coletor de Admissão e Escape / JAAE / JAAE;
 Junta do Carter / JAC / JAC; Junta da Tampa de Válvulas / JAV / JAV; Junta da Válvula Termostática / JAVT / JAVT;
 Junta do Cabeçote / JC / J&RC; Jogo de Juntas Inferior do Motor / JI / J&RI; Jogo de Juntas do Motor / JM /
 J&RM; Jogo de Juntas Superior do Motor / JS / J&RS; Jogo de Parafusos do Cabeçote / PF / PF;
 * Itens sob Consulta

CONVERSÕES		CÓDIGO MAHLE	CÓDIGO METAL LEVE
FABRICANTE	CÓDIGO		
ABR	67314601	JM25160/4	J&RM-2280/4
ABR	67314611	JM25180/4	J&RM-1929/4
ABR	67314651	JM25210/4	J&RM-2328/4
ABR	67314701	JM25082/4	J&RM-9248/4
ABR	67314801	JM25090/4	J&RM-9249/4
ABR	67316011	JM25600/4	J&RM-9016/4
ABR	67316051	JM25400/4	J&RM-2463/4
ABR	67316101	JM25460/4	J&RM-2462/4
ABR	68336941	JS21320/6	J&RS-1488/6
ABR	68512541	JM70592/4	J&RM-1092/4
ABR	68514101	JM70672/4	J&RM-1291/4
ABR	68514271	JM70682/4	J&RM-1479/4
ABR	68514311	JM59492/4	J&RM-2092/4
ABR	68514371	JM70810/4	J&RM-2436/4
ABR	68514381	JM70892/4	J&RM-2362/4
ABR	68514391	JM70888/4	J&RM-9111/4
ABR	68514401	JM70872/4	J&RM-1919/4
ABR	68514491	JM70880/4	J&RM-1853/4
ABR	68514501	JM70500/4	J&RM-2343/4
ABR	68514601	JM70550/4	J&RM-2409/4
ABR	68514801	JM70505/4	J&RM-9131/4
ABR	70910051	JM57200/4 C/RET.	J&RM-1097/4 C/RET.
ABR	70910151	JM57240/4 C/RET.	J&RM-1338/4 C/RET.
ABR	70910359	JM57100/3 C/RET.	J&RM-1178/3 C/RET.
ABR	70910361	JM57270/3 C/RET.	J&RM-9240/3 C/RET.
ABR	70912881	JM57600/6 C/RET.	J&RM-933/6 C/RET.
ABR	70912931	JM57330/4 C/RET.	J&RM-1178/4 C/RET.
ABR	70912981	JM57220/4 C/RET.	J&RM-988/4 C/RET.
ABR	70913001	JM57120/4 C/RET.	J&RM-887/4 C/RET.
ABR	70913031	JM57260/4 C/RET.	J&RM-1684/4 C/RET.
ABR	70913439	JM57700/6 C/RET.	J&RM-934/6 C/RET.
ABR	70913761	JM57282/6 C/RET.	J&RM-9026/6 C/RET.
ABR	70913763	JM57280/6 C/RET.	J&RM-1172/6 C/RET.
ABR	70914053	JM57460/4 C/RET.	J&RM-9160/4 C/RET.
ABR	70914733	JM57300/4 C/RET.	J&RM-2142/4 C/RET.
ABR	70914753	JM57430/4 C/RET.	J&RM-2257/4 C/RET.
ABR	70914763	JM57460/6 C/RET.	J&RM-9160/6 C/RET.
ABR	70914773	JM57850/4 C/RET.	J&RM-9059/4 C/RET.
ABR	70914873	JM57750/4 C/RET.	J&RM-9125/4 C/RET.
ABR	70916151	JM57340/4 C/RET.	J&RM-9241/4 C/RET.
ABR	70934773	JS57850/4 C/RET.	J&RS-9059/4 C/RET.
ABR	71810021	JM18210/4 C/RET.	J&RMR-9326/4 C/RET.
ABR	71810032	JM18350/4 C/RET.	J&RMR-9329/4 C/RET.
ABR	71810042	JM18100/4 C/RET.	J&RMR-9226/4 C/RET.
ABR	71810052	JM18695/4 C/RET.	J&RMR-9127/4 C/RET.
ABR	71810351	JM18400/4 C/RET.	J&RMR-9327/4 C/RET.
ABR	71810361	JM18220/4 C/RET.	J&RMR-9330/4 C/RET.
ABR	71810371	JM18530/4 C/RET.	J&RMR-9328/4 C/RET.
ABR	71810451	JM18860/4 C/RET.	J&RMR-9161/4 C/RET.
ABR	72310252	JM51650/4 C/RET.	J&RMR-9335/4 C/RET.
ABR	72310272	JM51660/4 C/RET.	J&RMR-9336/4 C/RET.
ABR	72310280	JM51620/4 C/RET.	J&RMR-9332/4 C/RET.
ABR	72310292	JM51630/4 C/RET.	J&RMR-9333/4 C/RET.
ABR	72310322	JM51640/4 C/RET.	J&RMR-9334/4 C/RET.
ABR	72310332	JM51680/4 C/RET.	J&RMR-9338/4 C/RET.
ABR	72310342	JM51670/4 C/RET.	J&RMR-9337/4 C/RET.
ABR	72330252	JS51650/4 C/RET.	J&RS-9335/4 C/RET.
ABR	72330292	JS51630/4 C/RET.	J&RS-9333/4 C/RET.
ABR	72330332	JS51680/4 C/RET.	J&RS-9338/4 C/RET.
ABR	72330342	JS51670/4 C/RET.	J&RS-9337/4 C/RET.
ABR	72710121	JM195010/4 C/RET.	J&RMR-9115/4 C/RET.
ABR	72710143	JM195340/4 C/RET.	J&RMR-9283/4 C/RET.
ABR	72710212	JM195200/4 C/RET.	J&RMR-9237/4 C/RET.
ABR	72730212	JS195200/4 C/RET.	J&RS-9237/4 C/RET.
ABR	73712535	JM76061/8 C/RET.	J&RM-9022/8 C/RET.
ABR	73716300	JM76540/6 C/RET.	J&RM-1253/6 C/RET.
ABR	73796310	JM76550/6 C/RET.	J&RM-1800/6 C/RET.
ABR	73810220	JM72010/4 C/RET.	J&RMR-9322/4 C/RET.

Descrição do Produto / Radical MAHLE / Radical Metal Leve: Junta do Coletor de Escape / JA / JA ;
 Junta do Coletor de Admissão / JAA / JAA; Junta do Coletor de Admissão e Escape / JAAE / JAAE;
 Junta do Câter / JAC / JAC; Junta da Tampa de Válvulas / JAV / JAV; Junta da Válvula Termostática / JAVT / JAVT;
 Junta do Cabeçote / JC / J&RC; Jogo de Juntas Inferior do Motor / JI / J&RI; Jogo de Juntas do Motor / JM / J&RM;
 Jogo de Juntas Superior do Motor / JS / J&RS; Jogo de Parafusos do Cabeçote / PF / PF;
 * Itens sob Consulta

CONVERSÕES		CÓDIGO MAHLE	CÓDIGO METAL LEVE
FABRICANTE	CÓDIGO		
ABR	74010971	JM14520/6 C/RET.	J&RMR-1107/6 C/RET.
ABR	74011071	JM14490/4 C/RET.	J&RMR-870/4 C/RET.
ABR	74011291	JM14010/4 C/RET.	J&RMR-1147/4 C/RET.
ABR	74012391	JM14270/4 C/RET.	J&RMR-1600/4 C/RET.
ABR	74013071	JM14420/4 C/RET.	J&RMR-1109/4 C/RET.
ABR	74013391	JM14290/4 C/RET.	J&RMR-1921/4 C/RET.
ABR	74013401	JM14320/4 C/RET.	J&RMR-2070/4 C/RET.
ABR	74014221	JM14240/4 C/RET.	J&RMR-1615/4 C/RET.
ABR	74014231	JM14220/4 C/RET.	J&RMR-1261/4 C/RET.
ABR	74014241	JM14080/4 C/RET.	J&RMR-1260/4 C/RET.
ABR	74014781	JM14140/4 C/RET.	J&RMR-2141/4 C/RET.
ABR	74014791	JM14840/4 C/RET.	J&RMR-9212/4 C/RET.
ABR	74014801	JM14180/4 C/RET.	J&RMR-9019/4 C/RET.
ABR	74014831	JM14165/4 C/RET.	J&RMR-9186/4 C/RET.
ABR	74014841	JM14185/4 C/RET.	J&RMR-9020/4 C/RET.
ABR	74014851	JM14340/4 C/RET.	J&RMR-9084/4 C/RET.
ABR	74014861	JM14780/4 C/RET.	J&RMR-9215/4 C/RET.
ABR	74014871	JM14195/4 C/RET.	J&RMR-9124/4 C/RET.
ABR	74111061	JM26500/6 C/RET.	J&RM-1734/6 C/RET.
ABR	74111081	JM26090/6 C/RET.	J&RM-1671/6 C/RET.
ABR	74111093	JM26620/6 C/RET.	J&RM-9245/6 C/RET.
ABR	74113181	JM26040/4 C/RET.	J&RM-1316/4 C/RET.
ABR	74113301	JM26040/3 C/RET.	J&RM-1316/3 C/RET.
ABR	74113401	JM26610/3 C/RET.	J&RM-9244/3 C/RET.
ABR	74113501	JM26610/4 C/RET.	J&RM-9244/4 C/RET.
ABR	74113651	JM26620/4 C/RET.	J&RM-9245/4 C/RET.
ABR	74114211	JM59100/4 C/RET.	J&RM-1052/4 C/RET.
ABR	74114331	JM59010/4 C/RET.	J&RM-1633/4 C/RET.
ABR	74114341	JM59201/4 C/RET.	J&RMR-1632/4 C/RET.
ABR	74311201	JM13000/3 C/RET.	J&RM-910/3 C/RET.
ABR	74311211	JM13000/4 C/RET.	J&RM-910/4 C/RET.
ABR	74311871	JM13250/4 C/RET.	J&RM-1076/4 C/RET.
ABR	74313781	JM13600/6 C/RET.	J&RM-2180/6 C/RET.
ABR	74313783	JM13800/6 C/RET.	J&RM-1981/6 C/RET.
ABR	74314151	JM13600/3 C/RET.	J&RM-2180/3 C/RET.
ABR	74314181	JM13600/4 C/RET.	J&RM-2180/4 C/RET.
ABR	74314193	JM13800/4 C/RET.	J&RM-1981/4 C/RET.
ABR	74315032	JM13860/4 C/RET.	J&RM-9206/4 C/RET.
ABR	74315042	JM13860/6 C/RET.	J&RM-9206/6 C/RET.
ABR	74315061	JM13930/4 C/RET.	J&RM-2104/4 C/RET.
ABR	74315071	JM13910/6 C/RET.	J&RM-2387/6 C/RET.
ABR	74315083	JM13510/4 C/RET.	J&RM-2301/4 C/RET.
ABR	74315093	JM13500/6 C/RET.	J&RM-2157/6 C/RET.
ABR	74315103	JM13980/4 C/RET.	J&RM-9203/4 C/RET.
ABR	74414501	JM13602/6 C/RET.	J&RM-1464/6 C/RET.
ABR	74414511	JM13602/4 C/RET.	J&RM-1464/4 C/RET.
ABR	74414523	JM13700/6 C/RET.	J&RM-1950/6 C/RET.
ABR	74414543	JM13700/4 C/RET.	J&RM-1950/4 C/RET.
ABR	74810101	JM72000/4 C/RET.	J&RMR-9086/4 C/RET.
ABR	75710101	JM08020/4 C/RET.	J&RMR-9323/4 C/RET.
ABR	75710112	JM08040/4 C/RET.	J&RMR-9325/4 C/RET.
ABR	75710121	JM08030/4 C/RET.	J&RMR-9324/4 C/RET.
ABR	76111671	JM48510/4-100,0mm C/RET.	J&RM-1475/4-100,0mm C/RET.
ABR	76111681	JM48410/4-100,0mm C/RET.	J&RM-1807/4-100,0mm C/RET.
ABR	76111691	JM48410/6-100,0mm C/RET.	J&RM-1807/6-100,0mm C/RET.
ABR	76112501	JM48600/6 C/RET.	J&RM-900/6 C/RET.
ABR	76113121	JM48600/5 C/RET.	J&RM-900/5 C/RET.
ABR	76114573	JM48990/6 C/RET.	J&RM-2395/6 C/RET.
ABR	76114611	JM48990/6 C/RET.	J&RM-2395/6 C/RET.
ABR	76114621	JM48964/6 C/RET.	J&RM-9272/6 C/RET.
ABR	76116081	JM48100/4-98,5mm C/RET.	J&RM-1049/4-98,5mm C/RET.
ABR	76119041	JM48980/4 C/RET.	J&RM-9088/4 C/RET.
ABR	76119061	JM48760/6 C/RET.	J&RM-9295/6 C/RET.
ABR	76119241	JM48770/4 C/RET.	J&RM-9296/4 C/RET.
ABR	76119261	JM48780/6 C/RET.	J&RM-9297/6 C/RET.
ABR	76121031	JM48250/6-100,0mm C/RET.	J&RM-995/6-100,0mm C/RET.
ABR	76121671	JM48510/4-98,5mm C/RET.	J&RM-1475/4-98,5mm C/RET.
ABR	76121681	JM48410/4-98,5mm C/RET.	J&RM-1807/4-98,5mm C/RET.

Descrição do Produto / Radical MAHLE / Radical Metal Leve: Junta do Coletor de Escape / JA / JA ;
 Junta do Coletor de Admissão / JAA / JAA; Junta do Coletor de Admissão e Escape / JAAE / JAAE;
 Junta do Carter / JAC / JAC; Junta da Tampa de Válvulas / JAV / JAV; Junta da Válvula Termostática / JAVT / JAVT;
 Junta do Cabeçote / JC / J&RC; Jogo de Juntas Inferior do Motor / JI / J&RI; Jogo de Juntas do Motor / JM /
 J&RM; Jogo de Juntas Superior do Motor / JS / J&RS; Jogo de Parafusos do Cabeçote / PF / PF;
 * Itens sob Consulta

CONVERSÕES		CÓDIGO MAHLE	CÓDIGO METAL LEVE
FABRICANTE	CÓDIGO		
ABR	76121691	JM48410/6-98,5mm C/RET.	J&RM-1807/6-98,5mm C/RET.
ABR	76121701	JM48510/6-98,5mm C/RET.	J&RM-1475/6-98,5mm C/RET.
ABR	76121721	JM48100/6-100,0mm C/RET.	J&RM-1049/6-100,0mm C/RET.
ABR	76126081	JM48100/4-100,0mm C/RET.	J&RM-1049/4-100,0mm C/RET.
ABR	76131031	JS48350/6-100,0mm	J&RS-9041/6-100,0mm
ABR	76131671	JS48510/4-98,5mm	J&RS-1475/4-98,5mm
ABR	76131681	JS48510/4-100,0mm	J&RS-1475/4-100,0mm
ABR	76131691	JS48510/6-100,0mm	J&RS-1475/6-100mm
ABR	76131701	JS48510/6-98,5mm	J&RS-1475/6-98,5mm
ABR	76131721	JS48350/6-98,5mm	J&RS-9041/6-98,5mm
ABR	76132501	JS48600/6 C/RET.	J&RS-900/6 C/RET.
ABR	76133121	JS48600/5 C/RET.	J&RS-900/5 C/RET.
ABR	76134571	JS48990/1 C/RET.	J&RS-2395/1 C/RET.
ABR	76134591	JS48970/1 C/RET.	J&RS-2470/1 C/RET.
ABR	76134601	JS48964/1 C/RET.	J&RS-9272/1 C/RET.
ABR	76134611	JS48990/1 C/RET.	J&RS-2395/1 C/RET.
ABR	76136081	JS48100/4-98,5mm	J&RS-1049/4-98,5mm
ABR	76136125	JS48930/1 C/RET.	J&RS-1894/1 C/RET.
ABR	76139041	JS48980/4 C/RET.	J&RS-9088/4 C/RET.
ABR	76139061	JS48760/6 C/RET.	J&RS-9295/6 C/RET.
ABR	76139241	JS48770/4 C/RET.	J&RS-9296/4 C/RET.
ABR	76139261	JS48780/6 C/RET.	J&RS-9297/6 C/RET.
ABR	76141031	JM48250/6-98,5mm C/RET.	J&RM-995/6-98,5mm C/RET.
ABR	76141701	JM48510/6-100,0mm C/RET.	J&RM-1475/6-100,0mm C/RET.
ABR	76141721	JM48100/6-98,5mm C/RET.	J&RM-1049/6-98,5mm C/RET.
ABR	76161031	JM48350/6-100,0mm C/RET.	J&RM-9041/6-100,0mm C/RET.
ABR	76196115	JM48940/6 C/RET.	J&RM-2095/6 C/RET.
ABR	76196125	JM48940/5 C/RET.	J&RM-2095/5 C/RET.
ABR	76610101	JM71460/6	J&RM-9030/6
ABR	76610121	JM71400/6	J&RM-1730/6
ABR	77314351	JM25072/4 C/RET.	J&RMR-1639/4 C/RET.
ABR	77314561	JM25020/4 C/RET.	J&RMR-1638/4 C/RET.
ABR	77314581	JM25110/4 C/RET.	J&RMR-1902/4 C/RET.
ABR	77314591	JM25042/4 C/RET.	J&RMR-1829/4 C/RET.
ABR	77314601	JM25160/4 C/RET.	J&RMR-2280/4 C/RET.
ABR	77314611	JM25180/4 C/RET.	J&RMR-1929/4 C/RET.
ABR	77314651	JM25210/4 C/RET.	J&RMR-2328/4 C/RET.
ABR	77314701	JM25080/4 C/RET.	J&RMR-9248/4 C/RET.
ABR	77314801	JM25090/4 C/RET.	J&RMR-9249/4 C/RET.
ABR	77316011	JM25600/4 C/RET.	J&RM-9016/4 C/RET.
ABR	78310593	JM0210540/6 C/RET.	J&RM-9721/6 C/RET.
ABR	78310643	JM0210520/4 C/RET.	J&RM-9722/4 C/RET.
ABR	78310663	JM0210520/6 C/RET.	J&RM-9722/6 C/RET.
ABR	78313943	JM21380/4 C/RET.	J&RM-2304/4 C/RET.
ABR	78314943	JM21260/6 C/RET.	J&RM-9168/6 C/RET.
ABR	78315943	JM21380/6 C/RET.	J&RM-2304/6 C/RET.
ABR	78330590	JI0210540/6 C/RET.	J&RI-9721/6 C/RET.
ABR	78330591	JS0210540/6 C/RET.	J&RS-9721/6 C/RET.
ABR	78330640	JI0210520/4 C/RET.	J&RI-9722/4 C/RET.
ABR	78330641	JS0210520/4 C/RET.	J&RS-9722/4 C/RET.
ABR	78330660	JI0210520/6 C/RET.	J&RI-9722/6 C/RET.
ABR	78330661	JS0210520/6 C/RET.	J&RS-9722/6 C/RET.
ABR	78333940	JI21380/4 C/RET.	J&RI-2304/4 C/RET.
ABR	78333941	JS21380/4 C/RET.	J&RS-2304/4 C/RET.
ABR	78334940	JI21260/6 C/RET.	J&RI-9168/6 C/RET.
ABR	78334941	JS21260/6 C/RET.	J&RS-9168/6 C/RET.
ABR	78335940	JI21380/6 C/RET.	J&RI-2304/6 C/RET.
ABR	78335941	JS21380/6 C/RET.	J&RS-2304/6 C/RET.
ABR	78336940	JI21420/6 C/RET.	J&RI-1488/6
ABR	78337940	JI21150/6 C/RET.	J&RI-1082/6
ABR	78510652	JM70110/4 C/RET.	J&RMR-9331/4 C/RET.
ABR	78512220	JM70150/4 C/RET.	J&RMR-888/4 C/RET.
ABR	78512541	JM70590/4 C/RET.	J&RMR-1092/4 C/RET.
ABR	78514101	JM70670/4 C/RET.	J&RMR-1291/4 C/RET.
ABR	78514271	JM70680/4 C/RET.	J&RMR-1479/4 C/RET.
ABR	78514311	JM59490/4 C/RET.	J&RMR-2092/4 C/RET.
ABR	78514371	JM70810/4 C/RET.	J&RMR-2436/4 C/RET.
ABR	78514381	JM70890/4 C/RET.	J&RMR-2362/4 C/RET.

Descrição do Produto / Radical MAHLE / Radical Metal Leve: Junta do Coletor de Escape / JA / JA ;
 Junta do Coletor de Admissão / JAA / JAA; Junta do Coletor de Admissão e Escape / JAAE / JAAE;
 Junta do Carter / JAC / JAC; Junta da Tampa de Válvulas / JAV / JAV; Junta da Válvula Termostática / JAVT / JAVT;
 Junta do Cabeçote / JC / J&RC; Jogo de Juntas Inferior do Motor / JI / J&RI; Jogo de Juntas do Motor / JM / J&RM;
 Jogo de Juntas Superior do Motor / JS / J&RS; Jogo de Parafusos do Cabeçote / PF / PF;
 * Itens sob Consulta

CONVERSÕES		CÓDIGO MAHLE	CÓDIGO METAL LEVE
FABRICANTE	CÓDIGO		
ABR	78514391	JM70888/4 C/RET.	J&RMR-9111/4 C/RET.
ABR	78514401	JM70870/4 C/RET.	J&RMR-1919/4 C/RET.
ABR	78514491	JM70880/4 C/RET.	J&RMR-1853/4 C/RET.
ABR	78514501	JM70500/4 C/RET.	J&RMR-2343/4 C/RET.
ABR	78514601	JM70550/4 C/RET.	J&RMR-2409/4 C/RET.
ABR	78610531	JM44100/4 C/RET.	J&RMR-2203/4 C/RET.
ABR	78610551	JM44200/4 C/RET.	J&RMR-2377/4 C/RET.
ABR	78910042	JM63060/4 C/RET.	J&RMR-9317/4 C/RET.
ABR	78910052	JM63070/4 C/RET.	J&RMR-9318/4 C/RET.
ABR	78910072	JM63720/4 C/RET.	J&RMR-9321/4 C/RET.
ABR	78910082	JM63050/4 C/RET.	J&RMR-9316/4 C/RET.
ABR	78910101	JM63030/4 C/RET.	J&RMR-9314/4 C/RET.
ABR	78910121	JM63040/4 C/RET.	J&RMR-9315/4 C/RET.
ABR	78910143	JM63080/4 C/RET.	J&RMR-9319/4 C/RET.
ABR	78910161	JM63010/4 C/RET.	J&RMR-9101/4 C/RET.
ABR	78910182	JM63090/4 C/RET.	J&RMR-9320/4 C/RET.
ABR	78930042	JS63060/4 C/RET.	J&RS-9317/4 C/RET.
ABR	78930052	JS63070/4 C/RET.	J&RS-9318/4 C/RET.
ABR	78930082	JS63050/4 C/RET.	J&RS-9316/4 C/RET.
ABR	78930161	JS63010/4 C/RET.	J&RS-9101/4 C/RET.
ABR	84372558	JS13600/1	J&RS-2180/1
ABR	84372958	JS13900/1 C/RET.	J&RS-1945/1 C/RET.
ABR	84373058	JS13860/2 C/RET.	J&RS-9206/2 C/RET.
ABR	86630091	JS71460/1	J&RS-9030/1
ABR	86630101	JS71500/1	J&RS-1860/1
ABR	86630121	JS71400/1	J&RS-1730/1
ABR	543119002	JC13860/2 S/VEDADORES	J&RC-9206/2 S/VEDADORES
ABR	543119202	JC13860/2 C/VEDADORES	J&RC-9206/2 C/VEDADORES
AJUSA	10002700	JC0141100/4*	J&RC-9623/4*
AJUSA	10005500	JC0440320/4*	J&RC-9470/4*
AJUSA	10009500	JC0480330/4*	J&RC-9214/4*
AJUSA	10009800	JC0480340/4*	J&RC-9558/4*
AJUSA	10024900	JC2020400/3*	J&RC-9448/3*
AJUSA	10028600	JC0180410/4*	J&RC-9328/4*
AJUSA	10033000	JC0640130/4*	J&RC-9546/4*
AJUSA	10033100	JC0640140/4	J&RC-9547/4
AJUSA	10036100	JC0180340/4*	J&RC-9369/4*
AJUSA	10036900	JC0080100/4*	J&RC-9545/4*
AJUSA	10037000	JC0080020/4*	J&RC-9323/4*
AJUSA	10040400	JC0440760/4* 1,40	J&RC-9477/4* 1,40
AJUSA	10040500	JC0440910/4*	J&RC-9510/4*
AJUSA	10050800	JC1400120/6*	J&RC-9394/6*
AJUSA	10064400	JC0100530/6*	J&RC-9436/6*
AJUSA	10066100	JC0140300/4*	J&RC-9074/4*
AJUSA	10066600	JC0181020/4*	J&RC-9615/4*
AJUSA	10066800	JC0440320/4* 1,50	J&RC-9470/4* 1,50
AJUSA	10068500	JC0010090/4* 1,80	J&RC-9360/4* 1,80
AJUSA	10068510	JC0010090/4* 1,60	J&RC-9360/4* 1,60
AJUSA	10068520	JC0010090/4* 1,70	J&RC-9360/4* 1,70
AJUSA	10069400	JC0440040/4	J&RC-9467/4
AJUSA	10069500	JC0440800/4*	J&RC-9484/4*
AJUSA	10070300	JC195010/4 1,55	J&RC-9115/4 1,55
AJUSA	10070310	JC195010/4 1,50	J&RC-9115/4 1,50
AJUSA	10070320	JC195010/4 1,45	J&RC-9115/4 1,45
AJUSA	10070330	JC195010/4 1,60	J&RC-9115/4 1,60
AJUSA	10070900	JC0030100/4* 1,20	J&RC-9606/4* 1,20
AJUSA	10070910	JC0030100/4* 1,25	J&RC-9606/4* 1,25
AJUSA	10070920	JC0030100/4* 1,30	J&RC-9606/4* 1,30
AJUSA	10071600	JC0080030/4	J&RC-9324/4
AJUSA	10071800	JC0141030/3*	J&RC-9413/3*
AJUSA	10074500	JC0701000/4	J&RC-9375/4
AJUSA	10075600	JC0510790/4*	J&RC-9501/4*
AJUSA	10076100	JC1980200/4*	J&RC-9625/4*
AJUSA	10076200	JC1980201/4*	J&RC-9626/4*
AJUSA	10076600	JC0251200/4*	J&RC-9452/4*
AJUSA	10076900	JC0440820/4*	J&RC-9488/4*
AJUSA	10077000	JC0181040/4*	J&RC-9616/4*
AJUSA	10078300	JC2020100/4*	J&RC-9443/4*

Descrição do Produto / Radical MAHLE / Radical Metal Leve: Junta do Coletor de Escape / JA / JA ;
 Junta do Coletor de Admissão / JAA / JAA; Junta do Coletor de Admissão e Escape / JAAE / JAAE;
 Junta do Carter / JAC / JAC; Junta da Tampa de Válvulas / JAV / JAV; Junta da Válvula Termostática / JAVT / JAVT;
 Junta do Cabeçote / JC / J&RC; Jogo de Juntas Inferior do Motor / JI / J&RI; Jogo de Juntas do Motor / JM /
 J&RM; Jogo de Juntas Superior do Motor / JS / J&RS; Jogo de Parafusos do Cabeçote / PF / PF;
 * Itens sob Consulta

TABELA DE CONVERSÃO / CROSS REFERENCE

MAHLE

CONVERSÕES		CÓDIGO MAHLE	CÓDIGO METAL LEVE
FABRICANTE	CÓDIGO		
AJUSA	10078900	JC0100560/4*	J&RC-9440/4*
AJUSA	10079000	JC0100650/4*	J&RC-9461/4*
AJUSA	10079300	JC0100580/6*	J&RC-9444/6*
AJUSA	10079500	JC1400140/6*	J&RC-9396/6*
AJUSA	10079510	JC1400140/6* 0,30	J&RC-9396/6* 0,30
AJUSA	10079800	JC0481000/4*	J&RC-9434/4*
AJUSA	10080700	JC2250000/4*	J&RC-9551/4*
AJUSA	10081910	JC0631200/4* 1,55	J&RC-9567/4* 1,55
AJUSA	10081920	JC0631200/4* 1,65	J&RC-9567/4* 1,65
AJUSA	10085200	JC0030120/4	J&RC-9609/4
AJUSA	10086600	JC0030110/4*	J&RC-9607/4*
AJUSA	10088300	JC0631400/4*	J&RC-9569/4*
AJUSA	10088700	JC0631700/4*	J&RC-9572/4*
AJUSA	10088800	JC0632101/6*	J&RC-9580/6*
AJUSA	10088900	JC0632100/6*	J&RC-9579/6*
AJUSA	10089000	JC0631801/6*	J&RC-9574/6*
AJUSA	10089100	JC0631800/6*	J&RC-9573/6*
AJUSA	10089200	JC0632200/6*	J&RC-9583/6*
AJUSA	10089300	JC0632201/6*	J&RC-9584/6*
AJUSA	10090000	JC0870600/4	J&RC-9552/4
AJUSA	10091100	JC0100630/4*	J&RC-9459/4*
AJUSA	10091300	JC1950400/4*	J&RC-9458/4*
AJUSA	10091400	JC1950410/4*	J&RC-9590/4*
AJUSA	10091500	JC2250300/4*	J&RC-9556/4*
AJUSA	10092500	JC0510780/4*	J&RC-9500/4*
AJUSA	10092700	JC0510710/4*	J&RC-9474/4*
AJUSA	10093500	JC0591330/4*	J&RC-9593/4*
AJUSA	10094400	JC0440330/4*	J&RC-9485/4*
AJUSA	10094700	JC0440350/4*	J&RC-9482/4*
AJUSA	10095300	JC0180420/4*	J&RC-9371/4*
AJUSA	10095900	JC0080200/4*	J&RC-9550/4*
AJUSA	10096100	JC0591340/4* 1,20	J&RC-9599/4* 1,20
AJUSA	10096110	JC0591340/4* 1,25	J&RC-9599/4* 1,25
AJUSA	10096120	JC0591340/4* 1,30	J&RC-9599/4* 1,30
AJUSA	10096400	JC2180210/4*	J&RC-9548/4*
AJUSA	10096700	JC0591100/4*	J&RC-9450/4*
AJUSA	10098200	JC1400160/4*	J&RC-9398/4*
AJUSA	10098300	JC1400165/4	J&RC-9630/4
AJUSA	10098400	JC1400130/6* 1,64	J&RC-9395/6* 1,64
AJUSA	10098500	JC1400135/6* 1,64	J&RC-9629/6* 1,64
AJUSA	10098800	JC0250900/4*	J&RC-9479/4*
AJUSA	10098900	JC1980270/4*	J&RC-9426/4*
AJUSA	10099000	JC0251600/5	J&RC-9493/5
AJUSA	10099100	JC0251500/5*	J&RC-9463/5*
AJUSA	10099300	JC1980220/6*	J&RC-9430/6*
AJUSA	10099400	JC1980221/6*	J&RC-9431/6*
AJUSA	10100120	JC0240110/4* 1,70	J&RC-9513/4* 1,70
AJUSA	10100700	JC0141010/4	J&RC-9411/4
AJUSA	10101400	JC2080010/4*	J&RC-9503/4*
AJUSA	10101600	JC2110150/4*	J&RC-9544/4*
AJUSA	10102400	JC0700080/4	J&RC-9355/4
AJUSA	10102600	JC0700140/4	J&RC-9356/4
AJUSA	10102800	JC0701140/6	J&RC-9389/6
AJUSA	10103020	JC0700040/4* 1,61	J&RC-9624/4* 1,61
AJUSA	10103500	JC1980020/4*	J&RC-9427/4*
AJUSA	10103900	JC1400150/4*	J&RC-9397/4*
AJUSA	10104000	JC1400190/4*	J&RC-9401/4*
AJUSA	10104100	JC1400200/4 1,63	J&RC-9402/4 1,63
AJUSA	10104500	JC1400231/4	J&RC-9406/4
AJUSA	10104600	JC1400230/4*	J&RC-9405/4*
AJUSA	10104700	JC1400170/4*	J&RC-9399/4*
AJUSA	10104900	JC0591200/6*	J&RC-9541/6*
AJUSA	10105000	JC0591201/6*	J&RC-9542/6*
AJUSA	10105200	JC0181070/4*	J&RC-9618/4*
AJUSA	10105300	JC2710010/6*	J&RC-9515/6*
AJUSA	10105400	JC2710050/6*	J&RC-9519/6*
AJUSA	10105500	JC2710030/4*	J&RC-9517/4*
AJUSA	10105700	JC0180210/4	J&RC-9326/4

Descrição do Produto / Radical MAHLE / Radical Metal Leve: Junta do Coletor de Escape / JA / JA ;
 Junta do Coletor de Admissão / JAA / JAA; Junta do Coletor de Admissão e Escape / JAAE / JAAE;
 Junta do Carter / JAC / JAC; Junta da Tampa de Válvulas / JAV / JAV; Junta da Válvula Termostática / JAVT / JAVT;
 Junta do Cabeçote / JC / J&RC; Jogo de Juntas Inferior do Motor / JI / J&RI; Jogo de Juntas do Motor / JM / J&RM;
 Jogo de Juntas Superior do Motor / JS / J&RS; Jogo de Parafusos do Cabeçote / PF / PF;
 * Itens sob Consulta



© MAHLE 2019/2020 | 435

CONVERSÕES		CÓDIGO MAHLE	CÓDIGO METAL LEVE
FABRICANTE	CÓDIGO		
AJUSA	10106300	JC0591080/6	J&RC-9437/6
AJUSA	10106400	JC0591081/6	J&RC-9438/6
AJUSA	10108600	JC0100600/4*	J&RC-9449/4*
AJUSA	10108700	JC1210020/6	J&RC-9529/6
AJUSA	10109600	JC0100510/4*	J&RC-9420/4*
AJUSA	10110200	JC0590620/4*	J&RC-9424/4*
AJUSA	10110400	JC0591300/4	J&RC-9564/4
AJUSA	10111100	JC0591400/4*	J&RC-9570/4*
AJUSA	10112800	JC1400220/4*	J&RC-9404/4*
AJUSA	10112900	JC2250400/4*	J&RC-9557/4*
AJUSA	10113000	JC2250200/4	J&RC-9555/4
AJUSA	10113100	JC2250100/4*	J&RC-9554/4*
AJUSA	10113500	JC0030500/6*	J&RC-9604/6*
AJUSA	10116400	JC1950420/4*	J&RC-9591/4*
AJUSA	10118400	JC0440360/4* 1,30	J&RC-9453/4* 1,30
AJUSA	10118410	JC0440360/4* 1,35	J&RC-9453/4* 1,35
AJUSA	10118420	JC0440360/4* 1,40	J&RC-9453/4* 1,40
AJUSA	10118440	JC0440360/4* 1,50	J&RC-9453/4* 1,50
AJUSA	10118700	JC0590190/4*	J&RC-9361/4*
AJUSA	10118800	JC0591110/4	J&RC-9165/4
AJUSA	10119200	JC0590010/4* 1,42	J&RC-9357/4* 1,42
AJUSA	10119210	JC0590010/4* 1,52	J&RC-9357/4* 1,52
AJUSA	10119220	JC0590010/4* 1,62	J&RC-9357/4* 1,62
AJUSA	10119900	JC2080030/4	J&RC-9505/4
AJUSA	10120800	JC0440020/4* 1,20	J&RC-9358/4* 1,20
AJUSA	10120810	JC0440020/4* 1,30	J&RC-9358/4* 1,30
AJUSA	10120820	JC0440020/4* 1,40	J&RC-9358/4* 1,40
AJUSA	10120830	JC0440020/4* 1,50	J&RC-9358/4* 1,50
AJUSA	10120900	JC0010050/4 1,60	J&RC-9183/4 1,60
AJUSA	10120910	JC0010050/4 1,70	J&RC-9183/4 1,70
AJUSA	10120920	JC0010050/4 1,80	J&RC-9183/4 1,80
AJUSA	10121500	JC0700110/4	J&RC-9331/4
AJUSA	10121600	JC0701170/4*	J&RC-9594/4*
AJUSA	10123700	JC0440770/4*	J&RC-9481/4*
AJUSA	10125700	JC0701030/6	J&RC-9378/6
AJUSA	10127100	JC1400240/6*	J&RC-9408/6*
AJUSA	10127200	JC1400100/4*	J&RC-9407/4*
AJUSA	10127300	JC0100500/4*	J&RC-9419/4*
AJUSA	10127500	JC0010330/3*	J&RC-9525/3*
AJUSA	10127600	JC0010040/4*	J&RC-1085/4*
AJUSA	10128900	JC0481020/4	J&RC-9581/4
AJUSA	10129100	JC1950440/3*	J&RC-9595/3*
AJUSA	10129900	JC0100520/6*	J&RC-9421/6*
AJUSA	10136000	JC0251800/5*	J&RC-9524/5*
AJUSA	10136900	JC0660000/4	J&RC-9359/4
AJUSA	10137100	JC0252200/5*	J&RC-9535/5*
AJUSA	10137400	JC1400250/6*	J&RC-9409/6*
AJUSA	10138000	JC0632000/4*	J&RC-9577/4*
AJUSA	10140300	JC0141060/6*	J&RC-9416/6*
AJUSA	10140400	JC0141061/6*	J&RC-9417/6*
AJUSA	10140900	JC0130510/4	J&RC-2301/4
AJUSA	10141400	JC0590570/4	J&RC-9199/4
AJUSA	10143200	JC2110100/4*	J&RC-9364/4*
AJUSA	10144800	JC1950460/4*	J&RC-9598/4*
AJUSA	10144900	JC1950470/4 0,66-0,72	J&RC-9600/4 0,66-0,72
AJUSA	10144910	JC1950470/4 0,73-0,77	J&RC-9600/4 0,73-0,77
AJUSA	10144920	JC1950470/4 0,78-0,82	J&RC-9600/4 0,78-0,82
AJUSA	10144930	JC1950470/4 0,83-0,88	J&RC-9600/4 0,83-0,88
AJUSA	10145100	JC0100640/4*	J&RC-9460/4*
AJUSA	10145400	JC0030140/4*	J&RC-9613/4*
AJUSA	10149200	JC0141020/6	J&RC-9412/6
AJUSA	10149300	JC0140525/6*	J&RC-2213/6*
AJUSA	10149600	JC0030130/4 1,15*	J&RC-9612/4 1,15*
AJUSA	10150800	JC2710020/4*	J&RC-9516/4*
AJUSA	10151100	JC2110120/4*	J&RC-9539/4*
AJUSA	10151200	JC0251300/4	J&RC-9456/4
AJUSA	10153100	JC0701050/6*	J&RC-9380/6*
AJUSA	10153200	JC0701040/6*	J&RC-9379/6*

Descrição do Produto / Radical MAHLE / Radical Metal Leve: Junta do Coletor de Escape / JA / JA ;
 Junta do Coletor de Admissão / JAA / JAA; Junta do Coletor de Admissão e Escape / JAAE / JAAE;
 Junta do Câter / JAC / JAC; Junta da Tampa de Válvulas / JAV / JAV; Junta da Válvula Termostática / JAVT / JAVT;
 Junta do Cabeçote / JC / J&RC; Jogo de Juntas Inferior do Motor / JI / J&RI; Jogo de Juntas do Motor / JM /
 J&RM; Jogo de Juntas Superior do Motor / JS / J&RS; Jogo de Parafusos do Cabeçote / PF / PF;
 * Itens sob Consulta

CONVERSÕES		CÓDIGO MAHLE	CÓDIGO METAL LEVE
FABRICANTE	CÓDIGO		
AJUSA	10155000	JC0480750/4*	J&RC-9576/4*
AJUSA	10155200	JC0481010/4*	J&RC-9578/4*
AJUSA	10155500	JC0440850/4	J&RC-9491/4
AJUSA	10155800	JC0440000/4	J&RC-9126/4
AJUSA	10157000	JC0590740/4	J&RC-9362/4
AJUSA	10158300	JC0140925/4*	J&RC-9266/4*
AJUSA	10158600	JC1210040/5* 1,51	J&RC-9532/5* 1,51
AJUSA	10158620	JC1210040/5* 1,61	J&RC-9532/5* 1,61
AJUSA	10159100	JC1950450/4*	J&RC-9596/4*
AJUSA	10160700	JC0181110/4	J&RC-9620/4
AJUSA	10161400	JC0180310/4*	J&RC-9368/4*
AJUSA	10162700	JC2710070/4*	J&RC-9521/4*
AJUSA	10163200	JC0700630/4	J&RC-9298/4
AJUSA	10164000	JC0701220/4	J&RC-9608/4
AJUSA	10170200	JC0140490/4*	J&RC-0870/4*
AJUSA	10192800	JC0210520/4 1,25	J&RC-9722/4 1,25
AJUSA	10192810	JC0210520/4 1,15	J&RC-9722/4 1,15
AJUSA	10193000	JC0210540/6	J&RC-9721/6
AJUSA	10201700	JC0210520/6 1,25	J&RC-9722/6 1,25
AJUSA	10201710	JC0210520/6 1,15	J&RC-9722/6 1,15
AJUSA	11002800	JAV1950310/4* JUNTA TAMPA VÁLVULA	JAV9366/4* JUNTA TAMPA VÁLVULA
AJUSA	11023900	JAV0440760/4 JUNTA TAMPA VÁLVULA	JAV9477/4 JUNTA TAMPA VÁLVULA
AJUSA	11030700	JAV0140380/6* JUNTA TAMPA VÁLVULA	JAV9471/6* JUNTA TAMPA VÁLVULA
AJUSA	11039600	JAV0140300/4* JUNTA TAMPA VÁLVULA	JAV9074/4* JUNTA TAMPA VÁLVULA
AJUSA	11040200	JAV0440800/4* JUNTA TAMPA VÁLVULA	JAV9484/4* JUNTA TAMPA VÁLVULA
AJUSA	11044100	JAV0080030/4* JUNTA TAMPA VÁLVULA	JAV9324/4* JUNTA TAMPA VÁLVULA
AJUSA	11045700	JAV0701000/4* JUNTA TAMPA VÁLVULA	JAV9375/4* JUNTA TAMPA VÁLVULA
AJUSA	11047000	JAV0180370/4* JUNTA TAMPA VÁLVULA	JAV9370/4* JUNTA TAMPA VÁLVULA
AJUSA	11053800	JAV0591190/4* JUNTA TAMPA VÁLVULA	JAV9538/4* JUNTA TAMPA VÁLVULA
AJUSA	11056400	JAV0590610/4* JUNTA TAMPA VÁLVULA	JAV9553/4* JUNTA TAMPA VÁLVULA
AJUSA	11066700	JAV0591080/6 JUNTA TAMPA VÁLVULA	JAV9437/6 JUNTA TAMPA VÁLVULA
AJUSA	11074800	JAV1980240/4* JUNTA TAMPA VÁLVULA	JAV9486/4* JUNTA TAMPA VÁLVULA
AJUSA	11077500	JAV0251600/5 JUNTA TAMPA VÁLVULA	JAV9493/5 JUNTA TAMPA VÁLVULA
AJUSA	11084300	JAV0760115/6* JUNTA TAMPA VÁLVULA	JAV9372/6* JUNTA TAMPA VÁLVULA
AJUSA	11086600	JAV0660000/4 JUNTA TAMPA VÁLVULA (ADMISSÃO)	JAV9359/4 JUNTA TAMPA VÁLVULA (ADMISSÃO)
AJUSA	11086700	JAV0660000/4 JUNTA TAMPA VÁLVULA (ESCAPE)	JAV9359/4 JUNTA TAMPA VÁLVULA (ESCAPE)
AJUSA	11087900	JAV0591110/4* JUNTA TAMPA VÁLVULA	JAV9165/4* JUNTA TAMPA VÁLVULA
AJUSA	11092600	JAV0180693/4* JUNTA TAMPA VÁLVULA	JAV9268/4* JUNTA TAMPA VÁLVULA
AJUSA	11093800	JAV0180210/4* JUNTA TAMPA VÁLVULA	JAV9326/4* JUNTA TAMPA VÁLVULA
AJUSA	11097400	JAV0480750/4* JUNTA TAMPA VÁLVULA	JAV9576/4* JUNTA TAMPA VÁLVULA
AJUSA	11098000	JAV0440000/4* JUNTA TAMPA VÁLVULA	JAV9126/4* JUNTA TAMPA VÁLVULA
AJUSA	13008100	JA0010090/4 JUNTA DO COLETOR ESCAPE	JA9360/4 JUNTA DO COLETOR ESCAPE
AJUSA	13013000	JAA0010050/4 JUNTA ADMISSÃO	JAA9183/4 JUNTA ADMISSÃO
AJUSA	13062100	JAAE1950010/4* ADMISSÃO / ESCAPE	JAAE9115/4* ADMISSÃO / ESCAPE
AJUSA	13086400	JAAE0180530/4* ADMISSÃO / ESCAPE	JAAE9328/4* ADMISSÃO / ESCAPE
AJUSA	13093800	JAAE0630010/4 ADMISSÃO / ESCAPE	JAAE9101/4 ADMISSÃO / ESCAPE
AJUSA	13113500	JAA1950300/4* JUNTA ADMISSÃO	JAA9365/4* JUNTA ADMISSÃO
AJUSA	13180000	JAA0180693/4* JUNTA ADMISSÃO	JAA9268/4* JUNTA ADMISSÃO
AJUSA	13189800	JAA0480750/4* JUNTA ADMISSÃO	JAA9576/4* JUNTA ADMISSÃO
AJUSA	14029700	JAC0510790/4* JUNTA TAMPA DO CÂRTER	JAC9501/4* JUNTA TAMPA DO CÂRTER
AJUSA	14066500	JAC0010050/4* JUNTA TAMPA DO CÂRTER	JAC9183/4* JUNTA TAMPA DO CÂRTER
AJUSA	14070700	JAC0510700/4* JUNTA TAMPA DO CÂRTER	JAC9363/4* JUNTA TAMPA DO CÂRTER
AJUSA	14075900	JAC0180400/4* JUNTA TAMPA DO CÂRTER	JAC9327/4 JUNTA* TAMPA DO CÂRTER
AJUSA	50012600	JM0480330/4*	J&RM-9214/4*
AJUSA	50021400	JM0440320/4*	J&RM-9470/4*
AJUSA	50027300	JM0141100/4*	J&RM-9623/4*
AJUSA	50028600	JM0180410/4*	J&RM-9328/4*
AJUSA	50038700	JM0440760/4*	J&RM-9477/4*
AJUSA	50038800	JM0440910/4	J&RM-9510/4
AJUSA	50041300	JM0591170/6*	J&RM-9530/6*
AJUSA	50046000	JM0011200/4*	J&RM-9475/4*
AJUSA	50046300	JM0011100/6*	J&RM-9473/6*
AJUSA	50080100	JM0480870/4*	J&RM-9560/4*
AJUSA	50081100	JM0480860/4*	J&RM-9561/4*
AJUSA	50087300	JM0140380/6*	J&RM-9471/6*
AJUSA	50099300	JM0632300/4*	J&RM-9587/4*
AJUSA	50102200	JM0440790/4*	J&RM-9483/4*
AJUSA	50102300	JM0100530/6*	J&RM-9436/6*

Descrição do Produto / Radical MAHLE / Radical Metal Leve: Junta do Coletor de Escape / JA / JA ;
 Junta do Coletor de Admissão / JAA / JAA; Junta do Coletor de Admissão e Escape / JAAE / JAAE;
 Junta do Câster / JAC / JAC; Junta da Tampa de Válvulas / JAV / JAV; Junta da Válvula Termostática / JAVT / JAVT;
 Junta do Cabeçote / JC / J&RC; Jogo de Juntas Inferior do Motor / JI / J&RI; Jogo de Juntas do Motor / JM / J&RM;
 Jogo de Juntas Superior do Motor / JS / J&RS; Jogo de Parafusos do Cabeçote / PF / PF;
 * Itens sob Consulta

CONVERSÕES		CÓDIGO MAHLE	CÓDIGO METAL LEVE
FABRICANTE	CÓDIGO		
AJUSA	50104100	JM0140300/4*	J&RM-9074/4*
AJUSA	50104900	JM0100540/6*	J&RM-9439/6*
AJUSA	50108900	JM0440800/4*	J&RM-9484/4*
AJUSA	50114300	JM0701000/4*	J&RM-9375/4*
AJUSA	50117100	JM0251200/4*	J&RM-9452/4*
AJUSA	50118500	JM0440040/4*	J&RM-9467/4*
AJUSA	50118600	JM0440810/4*	J&RM-9480/4*
AJUSA	50118700	JM0440820/4*	J&RM-9488/4*
AJUSA	50118900	JM0180530/4	J&RMR-9328/4
AJUSA	50120700	JM2020100/4*	J&RM-9443/4*
AJUSA	50121300	JM0100590/4*	J&RM-9446/4*
AJUSA	50122000	JM0100560/4*	J&RM-9440/4*
AJUSA	50122100	JM0100650/4*	J&RM-9461/4*
AJUSA	50122200	JM0100620/6*	J&RM-9457/6*
AJUSA	50122500	JM0100580/6*	J&RM-9444/6*
AJUSA	50123100	JM1400180/6*	J&RM-9400/6*
AJUSA	50126200	JM0631300/4*	J&RM-9568/4*
AJUSA	50127800	JM2020000/4	J&RM-9441/4
AJUSA	50132900	JM0591190/4*	J&RM-9538/4*
AJUSA	50136900	JM0631500/4*	J&RM-9570/4*
AJUSA	50137000	JM0631700/4*	J&RM-9572/4*
AJUSA	50137300	JM0631800/6*	J&RM-9573/6*
AJUSA	50137400	JM0632200/6*	J&RM-9583/6*
AJUSA	50138100	JM2110140/4*	J&RM-9543/4*
AJUSA	50139400	JM1950490/4*	J&RM-9629/4*
AJUSA	50139600	JM0100570/4*	J&RM-9442/4*
AJUSA	50139700	JM0100630/4*	J&RM-9459/4*
AJUSA	50139900	JM1950400/4*	J&RM-9458/4*
AJUSA	50140100	JM1950410/4*	J&RM-9590/4*
AJUSA	50140200	JM2080000/4*	J&RM-9502/4*
AJUSA	50141500	JM0240100/4*	J&RM-9512/4*
AJUSA	50141700	JM0510780/4*	J&RM-9500/4*
AJUSA	50142500	JM0510720/4*	J&RM-9476/4*
AJUSA	50142600	JM0510760/4*	J&RM-9498/4*
AJUSA	50143100	JM0591330/4*	J&RM-9593/4*
AJUSA	50143200	JM0481050/6*	J&RM-9582/6*
AJUSA	50144000	JM0440330/4*	J&RM-9485/4*
AJUSA	50144300	JM0440350/4*	J&RM-9482/4*
AJUSA	50144400	JM0440840/4*	J&RM-9490/4*
AJUSA	50144700	JM0440730/4*	J&RM-9499/4*
AJUSA	50145100	JM0180420/4*	J&RM-9371/4*
AJUSA	50145200	JM0181050/6*	J&RM-9617/6*
AJUSA	50145600	JM0080200/4*	J&RM-9550/4*
AJUSA	50147600	JM1400210/6*	J&RM-9403/6*
AJUSA	50147800	JM1400160/4	J&RM-9398/4
AJUSA	50148400	JM0251600/5	J&RM-9493/5
AJUSA	50148600	JM1980220/6*	J&RM-9430/6*
AJUSA	50150900	JM2080020/4*	J&RM-9504/4*
AJUSA	50152900	JM0700080/4	J&RM-9355/4
AJUSA	50153500	JM0700140/4*	J&RM-9356/4*
AJUSA	50153600	JM0701060/4*	J&RM-9381/4*
AJUSA	50154200	JM1980270/4*	J&RM-9426/4*
AJUSA	50154300	JM1980020/4*	J&RM-9427/4*
AJUSA	50154500	JM1400150/4*	J&RM-9397/4*
AJUSA	50154600	JM1400220/4*	J&RM-9404/4*
AJUSA	50156200	JM2710040/5*	J&RM-9518/5*
AJUSA	50157000	JM0181080/4*	J&RM-9619/4*
AJUSA	50157500	JM0590910/4	J&RM-9210/4
AJUSA	50158600	JM0701130/4	J&RM-9388/4
AJUSA	50160400	JM1210020/6*	J&RM-9529/6*
AJUSA	50161000	JM0100610/6*	J&RM-9454/6*
AJUSA	50162000	JM0591300/4*	J&RM-9564/4*
AJUSA	50162100	JM0591302/4*	J&RM-9569/4*
AJUSA	50163000	JM0591400/4*	J&RM-9570/4*
AJUSA	50163200	JM0720030/4*	J&RM-9354/4*
AJUSA	50163400	JM0720160/4*	J&RM-9432/4*
AJUSA	50163600	JM2110110/4	J&RM-9538/4
AJUSA	50165000	JM0080100/4*	J&RM-9545/4*

CONVERSÕES		CÓDIGO MAHLE	CÓDIGO METAL LEVE
FABRICANTE	CÓDIGO		
AJUSA	50166700	JM0030120/4*	J&RM-9609/4*
AJUSA	50166900	JM0030500/6*	J&RM-9604/6*
AJUSA	50169200	JM0141040/3	J&RM-9414/3
AJUSA	50171700	JM0440890/4	J&RM-9508/4
AJUSA	50171800	JM0440880/4	J&RM-9507/4
AJUSA	50172400	JM0590190/4*	J&RM-9361/4*
AJUSA	50172500	JM0591110/4*	J&RM-9165/4*
AJUSA	50173100	JM0181130/4	J&RM-9621/4
AJUSA	50173200	JM0180350/4	J&RMR-9329/4
AJUSA	50173400	JM2080030/4*	J&RM-9505/4*
AJUSA	50174000	JM1980300/4*	J&RM-9428/4*
AJUSA	50174200	JM1980230/4	J&RM-9429/4
AJUSA	50175400	JM0590100/4	J&RMR-9226/4
AJUSA	50176300	JM0701180/4	J&RM-9597/4
AJUSA	50176400	JM0701170/4*	J&RM-9594/4*
AJUSA	50176500	JM0701190/4*	J&RM-9601/4*
AJUSA	50176600	JM0701010/4*	J&RM-9376/4*
AJUSA	50178400	JM0440860/4*	J&RM-9390/4*
AJUSA	50178600	JM0440770/4*	J&RM-9481/4*
AJUSA	50178700	JM0440865/4*	J&RM-9391/4*
AJUSA	50178800	JM0250900/4*	J&RM-9479/4*
AJUSA	50178900	JM0251900/5*	J&RM-9527/5*
AJUSA	50179000	JM0252100/4	J&RM-9534/4
AJUSA	50183500	JM0010310/6*	J&RM-9523/6*
AJUSA	50184400	JM1400100/4*	J&RM-9407/4*
AJUSA	50185100	JM0720600/4	J&RM-9487/4
AJUSA	50186300	JM0591301/4*	J&RM-9566/4*
AJUSA	50186500	JM0480720/4*	J&RM-9565/4*
AJUSA	50188300	JM1950440/3*	J&RM-9595/3*
AJUSA	50189400	JM0571050/4*	J&RM-9589/4*
AJUSA	50189600	JM0100520/6*	J&RM-9421/6*
AJUSA	50191500	JM2250500/4*	J&RM-9559/4*
AJUSA	50195900	JM0701160/4*	J&RM-9588/4*
AJUSA	50199300	JM0100510/4*	J&RM-9420/4*
AJUSA	50201800	JM0701070/4*	J&RM-9382/4*
AJUSA	50203300	JM0251800/5*	J&RM-9524/5*
AJUSA	50206300	JM1980260/4*	J&RM-9423/4*
AJUSA	50207100	JM0251500/5*	J&RM-9463/5*
AJUSA	50207600	JM2180220/3*	J&RM-9549/3*
AJUSA	50208000	JM0632000/4*	J&RM-9577/4*
AJUSA	50211500	JM0141070/4*	J&RM-9418/4*
AJUSA	50212200	JM0130510/4	J&RM-2301/4
AJUSA	50213400	JM0590560/4*	J&RM-9192/4*
AJUSA	50214900	JM0100600/4*	J&RM-9449/4*
AJUSA	50216700	JM2080050/4*	J&RM-9507/4*
AJUSA	50219100	JM0030140/4*	J&RM-9613/4*
AJUSA	50220000	JM0030510/6*	J&RM-9610/6*
AJUSA	50220200	JM0180695/4	J&RMR-9127/4
AJUSA	50221700	JM2020300/4	J&RM-9447/4
AJUSA	50221800	JM0591130/4*	J&RM-9455/4*
AJUSA	50221900	JM0141020/6	J&RM-9412/6
AJUSA	50222000	JM0140525/6*	J&RM-2213/6*
AJUSA	50222100	JM0180210/4	J&RM-9326/4
AJUSA	50222200	JM2710080/5*	J&RM-9522/5*
AJUSA	50224300	JM2710060/4*	J&RM-9520/4*
AJUSA	50224400	JM2710020/4*	J&RM-9516/4*
AJUSA	50224800	JM2110120/4*	J&RM-9539/4*
AJUSA	50225100	JM0251300/4	J&RM-9456/4
AJUSA	50228800	JM0701040/6*	J&RM-9379/6*
AJUSA	50231900	JM0481020/4*	J&RM-9581/4*
AJUSA	50232700	JM0440000/4	J&RM-9126/4
AJUSA	50235500	JM0591320/4*	J&RM-9586/4*
AJUSA	50236200	JM0591140/4*	J&RM-9514/4*
AJUSA	50236900	JM0140925/4*	J&RM-9266/4*
AJUSA	50239000	JM1950450/4*	J&RM-9596/4*
AJUSA	50239100	JM1950480/4*	J&RM-9603/4*
AJUSA	50243000	JM0180310/4*	J&RM-9368/4*
AJUSA	50246400	JM2710090/5*	J&RM-9526/5*

Descrição do Produto / Radical MAHLE / Radical Metal Leve: Junta do Coletor de Escape / JA / JA ;
 Junta do Coletor de Admissão / JAA / JAA; Junta do Coletor de Admissão e Escape / JAAE / JAAE;
 Junta do Carter / JAC / JAC; Junta de Válvulas / JAV / JAV; Junta da Válvula Termostática / JAVT / JAVT;
 Junta do Cabeçote / JC / J&RC; Jogo de Juntas Inferior do Motor / JI / J&RI; Jogo de Juntas do Motor / JM / J&RM;
 Jogo de Juntas Superior do Motor / JS / J&RS; Jogo de Parafusos do Cabeçote / PF / PF;
 * Itens sob Consulta

CONVERSÕES		CÓDIGO MAHLE	CÓDIGO METAL LEVE
FABRICANTE	CÓDIGO		
AJUSA	50247100	JM0700630/4*	J&RM-9298/4*
AJUSA	50247400	JM0701200/4*	J&RM-9602/4*
AJUSA	50248200	JM0510750/4*	J&RM-9497/4*
AJUSA	50248800	JM0701220/4	J&RM-9608/4
AJUSA	50248900	JM0701230/4	J&RM-9611/4
AJUSA	50252200	JM1400250/6*	J&RM-9409/6*
AJUSA	50253600	JM2710010/6*	J&RM-9515/6*
AJUSA	50258300	JM0701030/6*	J&RM-9378/6*
AJUSA	50262800	JM0140690/4	J&RM-9282/4
AJUSA	50263000	JM0250340/4*	J&RM-9468/4*
AJUSA	50264900	JM0701210/4*	J&RM-9605/4*
AJUSA	50305500	JM0210520/4 C/RET.	J&RM-9722/4 C/RET.
AJUSA	50305700	JM0210540/6 C/RET.	J&RM-9721/6 C/RET.
AJUSA	50321900	JM0210520/6 C/RET.	J&RM-9722/6 C/RET.
AJUSA	51008000	JM0591340/4* S/ JUNTA CABEÇOTE	J&RM-9599/4* S/ JUNTA CABEÇOTE
AJUSA	51008400	JM0701150/5* S/ JUNTA CABEÇOTE	J&RM-9392/5* S/ JUNTA CABEÇOTE
AJUSA	51009400	JM0630010/4 S/ JUNTA CABEÇOTE	J&RM-9101/4 S/ JUNTA CABEÇOTE
AJUSA	51010900	JM1400130/6 S/ JUNTA CABEÇOTE	J&RM-9395/6 S/ JUNTA CABEÇOTE
AJUSA	51012500	JM0631200/4* S/ JUNTA CABEÇOTE	J&RM-9567/4* S/ JUNTA CABEÇOTE
AJUSA	51012600	JM0630720/4* S/ JUNTA CABEÇOTE	J&RM-9321/4* S/ JUNTA CABEÇOTE
AJUSA	51013300	JM0440360/4* S/ JUNTA CABEÇOTE	J&RM-9453/4* S/ JUNTA CABEÇOTE
AJUSA	51013500	JM0590010/4* S/ JUNTA CABEÇOTE	J&RM-9357/4* S/ JUNTA CABEÇOTE
AJUSA	51014100	JM0010110/4* S/ JUNTA CABEÇOTE	J&RM-9360/4* S/ JUNTA CABEÇOTE
AJUSA	51014200	JM0010050/4 S/ JUNTA CABEÇOTE	J&RM-9183/4 S/ JUNTA CABEÇOTE
AJUSA	51015400	JM0012400/4* S/ JUNTA CABEÇOTE	J&RM-9630/4* S/ JUNTA CABEÇOTE
AJUSA	51016900	JM1950435/4* S/ JUNTA CABEÇOTE	J&RM-9628/4* S/ JUNTA CABEÇOTE
AJUSA	51017700	JM0440710/4* S/ JUNTA CABEÇOTE	J&RM-9464/4* S/ JUNTA CABEÇOTE
AJUSA	51019200	JM1950470/4* S/ JUNTA CABEÇOTE	J&RM-9600/4* S/ JUNTA CABEÇOTE
AJUSA	51020100	JM1950430/4* S/ JUNTA CABEÇOTE	J&RM-9592/4* S/ JUNTA CABEÇOTE
AJUSA	51020500	JM0440020/4 S/ JUNTA CABEÇOTE	J&RM-9358/4 S/ JUNTA CABEÇOTE
AJUSA	51028500	JM0630060/4* S/ JUNTA CABEÇOTE	J&RM-9317/4* S/ JUNTA CABEÇOTE
AJUSA	52008500	JS0480330/4*	J&RM-9317/4* S/ JUNTA CABEÇOTE
AJUSA	52019800	JS0180430/4*	J&RM-9317/4* S/ JUNTA CABEÇOTE
AJUSA	52032300	JS0440760/4*	J&RS-9477/4*
AJUSA	52032400	JS0440910/4	J&RS-9510/4
AJUSA	52034000	JS0591170/6*	J&RS-9530/4*
AJUSA	52039800	JS0011000/6*	J&RS-9451/6*
AJUSA	52053900	JS0180340/4*	J&RS-9369/4*
AJUSA	52076600	JS0140380/6*	J&RS-9471/6*
AJUSA	52091500	JS0140300/4*	J&RS-9074/4*
AJUSA	52091800	JS0181030/4*	J&RS-9615/4*
AJUSA	52095300	JS1980250/4*	J&RS-9425/4*
AJUSA	52096300	JS0440040/4*	J&RS-9467/4*
AJUSA	52096400	JS0440800/4*	J&RS-9484/4*
AJUSA	52096700	JS0591050/4*	J&RS-9433/4*
AJUSA	52098500	JS0080030/4*	J&RS-9324/4*
AJUSA	52098700	JS0141030/3*	J&RS-9413/3*
AJUSA	52102500	JS0510620/4*	J&RS-9332/4*
AJUSA	52103700	JS0251200/4*	J&RS-9452/4*
AJUSA	52104800	JS0440810/4*	J&RS-9480/4*
AJUSA	52104900	JS0440820/4*	J&RS-9488/4*
AJUSA	52105100	JS0180530/4	J&RS-9328/4
AJUSA	52105500	JS0591070/4*	J&RS-9436/4*
AJUSA	52106900	JS2020200/4*	J&RS-9445/4*
AJUSA	52108200	JS0100650/4*	J&RS-9461/4*
AJUSA	52108700	JS0100580/6*	J&RS-9444/6*
AJUSA	52109000	JS1400140/6*	J&RS-9396/6*
AJUSA	52109100	JS1400180/6*	J&RS-9400/6*
AJUSA	52110100	JS0480750/4	J&RS-9563/4
AJUSA	52110200	JS0481070/4*	J&RS-9631/4*
AJUSA	52112000	JS2250000/4*	J&RS-9551/4*
AJUSA	52112700	JS0631300/4	J&RS-9568/4
AJUSA	52114300	JS2020000/4*	J&RS-9441/4*
AJUSA	52122800	JS0631600/4*	J&RS-9571/4*
AJUSA	52122900	JS0631900/4*	J&RS-9575/4*
AJUSA	52123200	JS0631700/4*	J&RS-9572/4*
AJUSA	52124800	JS0590610/4*	J&RS-9553/4*
AJUSA	52125400	JS0100560/4*	J&RS-9440/4*

Descrição do Produto / Radical MAHLE / Radical Metal Leve: Junta do Coletor de Escape / JA / JA ; Junta do Coletor de Admissão / JAA / JAA; Junta do Coletor de Admissão e Escape / JAAE / JAAE; Junta do Carter / JAC / JAC; Junta da Tampa de Válvulas / JAV / JAV; Junta da Válvula Termostática / JAVT / JAVT; Junta do Cabeçote / JC / J&RC; Jogo de Juntas Inferior do Motor / JI / J&RI; Jogo de Juntas do Motor / JM / J&RM; Jogo de Juntas Superior do Motor / JS / J&RS; Jogo de Parafusos do Cabeçote / PF / PF;

* Itens sob Consulta

TABELA DE CONVERSÃO / CROSS REFERENCE

MAHLE

CONVERSÕES		CÓDIGO MAHLE	CÓDIGO METAL LEVE
FABRICANTE	CÓDIGO		
AJUSA	52125500	JS0100660/4*	J&RS-9462/4*
AJUSA	52125700	JS0100630/4*	J&RS-9459/4*
AJUSA	52125900	JS1950400/4*	J&RS-9458/4*
AJUSA	52126100	JS1950410/4*	J&RS-9590/4*
AJUSA	52126200	JS2080000/4	J&RS-9502/4
AJUSA	52128000	JS0510640/4*	J&RS-9334/4*
AJUSA	52128500	JS0510720/2*	J&RS-9476/4*
AJUSA	52131000	JS0440330/4*	J&RS-9485/4*
AJUSA	52131300	JS0440350/4*	J&RS-9482/4*
AJUSA	52131400	JS0440840/4	J&RS-9490/4
AJUSA	52131600	JS0440740/4*	J&RS-9478/4*
AJUSA	52131900	JS0180400/4	J&RS-9327/4
AJUSA	52132100	JS0180420/4*	J&RS-9371/4*
AJUSA	52134800	JS1400260/6*	J&RS-9410/6*
AJUSA	52134900	JS1400210/6*	J&RS-9403/6*
AJUSA	52135600	JS0251700/4	J&RS-1700/4
AJUSA	52135700	JS0251600/5	J&RS-9493/5
AJUSA	52135900	JS1980220/6*	J&RS-9430/6*
AJUSA	52137800	JS2080020/4*	J&RS-9504/4*
AJUSA	52138300	JS2110150/4*	J&RS-9544/4*
AJUSA	52139300	JS0700080/4	J&RS-9355/4
AJUSA	52139400	JS0701110/4	J&RS-9386/4
AJUSA	52139900	JS0700140/4	J&RS-9356/4
AJUSA	52140000	JS0701060/4	J&RS-9381/4
AJUSA	52140700	JS1980270/4*	J&RS-9426/4*
AJUSA	52140800	JS1980020/4*	J&RS-9427/4*
AJUSA	52141000	JS1400150/4*	J&RS-9397/4*
AJUSA	52141100	JS1400220/4*	J&RS-9404/4*
AJUSA	52141300	JS1400190/4*	J&RS-9401/4*
AJUSA	52141700	JS1400230/4	J&RS-9405/4
AJUSA	52142600	JS0181070/4*	J&RS-9618/4*
AJUSA	52142900	JS2710030/4*	J&RS-9517/4*
AJUSA	52143200	JS0181080/4*	J&RS-9619/4*
AJUSA	52144000	JS0591080/6	J&RS-9437/6
AJUSA	52145000	JS0701130/4*	J&RS-9388/4*
AJUSA	52145900	JS0481060/4	J&RS-9585/4
AJUSA	52147000	JS1210010/4*	J&RS-9528/4*
AJUSA	52147300	JS1210030/4*	J&RS-9531/4*
AJUSA	52147500	JS1210020/6*	J&RS-9529/6*
AJUSA	52148100	JS0100610/6*	J&RS-9454/6*
AJUSA	52149100	JS0591300/4*	J&RS-9564/4*
AJUSA	52150300	JS0720160/4	J&RS-9432/4
AJUSA	52151000	JS0510700/4*	J&RS-9363/4*
AJUSA	52151800	JS0080100/4*	J&RS-9545/4*
AJUSA	52152300	JS2250100/4*	J&RS-9554/4*
AJUSA	52153400	JS0030120/4*	J&RS-9609/4*
AJUSA	52153600	JS0030500/6*	J&RS-9604/6*
AJUSA	52158200	JS0440890/4	J&RS-9508/4
AJUSA	52158300	JS0440880/4	J&RS-9507/4
AJUSA	52158500	JS0440320/4*	J&RS-9470/4*
AJUSA	52158900	JS0590190/4*	J&RS-9361/4*
AJUSA	52159000	JS0591110/4*	J&RS-9165/4*
AJUSA	52159500	JS0181130/4*	J&RS-9621/4*
AJUSA	52159600	JS0180100/4	J&RS-9226/4
AJUSA	52159700	JS0180100/4	J&RS-9367/4
AJUSA	52159800	JS0180100/4	J&RS-9511/4
AJUSA	52160100	JS0180100/4	J&RS-9506/4*
AJUSA	52160200	JS0180100/4	J&RS-9505/4*
AJUSA	52161700	JS0180100/4	J&RS-9422/4*
AJUSA	52162500	JS0701180/4	J&RS-9597/4
AJUSA	52162700	JS0701190/4*	J&RS-9601/4*
AJUSA	52162800	JS0701010/4*	J&RS-9376/4*
AJUSA	52164400	JS0440860/4*	J&RS-9492/4*
AJUSA	52164600	JS0440770/4	J&RS-9481/4
AJUSA	52164700	JS0440865/4*	J&RS-9391/4*
AJUSA	52164800	JS0251900/5*	J&RS-9527/5*
AJUSA	52166700	JS0510770/4*	J&RS-9499/4*
AJUSA	52170800	JS0100500/4*	J&RS-9419/4*

Descrição do Produto / Radical MAHLE / Radical Metal Leve: Junta do Coletor de Escape / JA / JA ;
 Junta do Coletor de Admissão / JAA / JAA; Junta do Coletor de Admissão e Escape / JAAE / JAAE;
 Junta do Carter / JAC / JAC; Junta da Tampa de Válvulas / JAV / JAV; Junta da Válvula Termostática / JAVT / JAVT;
 Junta do Cabeçote / JC / J&RC; Jogo de Juntas Inferior do Motor / JI / J&RI; Jogo de Juntas do Motor / JM / J&RM;
 Jogo de Juntas Superior do Motor / JS / J&RS; Jogo de Parafusos do Cabeçote / PF / PF;
 * Itens sob Consulta



© MAHLE 2019/2020 | 441

CONVERSÕES		CÓDIGO MAHLE	CÓDIGO METAL LEVE
FABRICANTE	CÓDIGO		
AJUSA	52171300	JS0720600/4	J&RS-9487/4
AJUSA	52172400	JS0591301/4*	J&RS-9566/4*
AJUSA	52172700	JS0480720/4	J&RS-9565/4
AJUSA	52172900	JS0481000/4*	J&RS-9434/4*
AJUSA	52173200	JS0480880/4*	J&RS-9198/4*
AJUSA	52175000	JS0481020/4*	J&RS-9581/4*
AJUSA	52176100	JS0100520/6*	J&RS-9421/6*
AJUSA	52177800	JS2250500/4*	J&RS-9559/4*
AJUSA	52177900	JS2250600/4*	J&RS-9562/4*
AJUSA	52186500	JS0701070/4*	J&RS-9382/4*
AJUSA	52188700	JS0510740/4*	J&RS-9496/4*
AJUSA	52189000	JS0510730/4*	J&RS-9495/4*
AJUSA	52190200	JS1980260/4*	J&RS-9423/4*
AJUSA	52191300	JS0252000/5*	J&RS-9533/5*
AJUSA	52191600	JS2180220/3*	J&RS-9549/3*
AJUSA	52195500	JS0141060/6*	J&RS-9417/6*
AJUSA	52195700	JS0141050/4	J&RS-9415/4
AJUSA	52196000	JS0440720/4*	J&RS-9466/4*
AJUSA	52196200	JS0660000/4*	J&RS-9359/4*
AJUSA	52196300	JS0130510/4	J&RS-2301/4
AJUSA	52198800	JS0100600/4*	J&RS-9449/4*
AJUSA	52199600	JS2110130/4	J&RS-9540/4
AJUSA	52200500	JS2080050/4*	J&RS-9507/4*
AJUSA	52202800	JS1950440/3*	J&RS-9595/3*
AJUSA	52204100	JS0030510/6*	J&RS-9610/6*
AJUSA	52204400	JS0180695/4	J&RS-9127/4
AJUSA	52206700	JS0141020/6	J&RS-9412/6
AJUSA	52206800	JS0140525/6*	J&RS-2213/6*
AJUSA	52206900	JS0180210/4*	J&RS-9326/4*
AJUSA	52207000	JS2710080/5*	J&RS-9522/5*
AJUSA	52209400	JS2710060/4*	J&RS-9520/4*
AJUSA	52209500	JS2710020/4*	J&RS-9516/4*
AJUSA	52210200	JS0251300/4	J&RS-9456/4
AJUSA	52213700	JS0701140/6*	J&RS-9389/6*
AJUSA	52216500	JS0440060/4	J&RS-9270/4
AJUSA	52216800	JS0440000/4	J&RS-9126/4
AJUSA	52219500	JS0590740/4	J&RS-9362/4
AJUSA	52219600	JS0591320/4*	J&RS-9586/4*
AJUSA	52220300	JS0590560/4*	J&RS-9192/4*
AJUSA	52220400	JS0590570/4	J&RS-9199/4
AJUSA	52223000	JS1950450/4	J&RS-9596/4
AJUSA	52225400	JS0181110/4	J&RS-9620/4
AJUSA	52226200	JS0180310/4*	J&RS-9368/4*
AJUSA	52229300	JS2710090/5*	J&RS-9526/5*
AJUSA	52230000	JS0700630/4*	J&RS-9298/4*
AJUSA	52231700	JS0701230/4	J&RS-9611/4
AJUSA	52235800	JS2710010/6*	J&RS-9515/6*
AJUSA	52240000	JS0701030/6*	J&RS-9378/6*
AJUSA	52244400	JS0140690/4*	J&RS-9282/4*
AJUSA	52244600	JS0250340/4*	J&RS-9468/4*
AJUSA	52246400	JS0701210/4*	J&RS-9605/4*
AJUSA	52250500	JS0140490/4*	J&RS-0870/4*
AJUSA	52285600	JS0210520/4 C/RET.	J&RS-9722/4 C/RET.
AJUSA	52285800	JS0210540/6 C/RET.	J&RS-9721/6 C/RET.
AJUSA	52356400	JS0210520/6 C/RET.	J&RS-9722/6 C/RET.
AJUSA	53001300	JS0440200/4* S/ JUNTA CABEÇOTE	J&RS-2377/4* S/ JUNTA CABEÇOTE
AJUSA	53004500	JS0591340/4* S/ JUNTA CABEÇOTE	J&RS-9599/4* S/ JUNTA CABEÇOTE
AJUSA	53005800	JS0701150/5 S/ JUNTA CABEÇOTE	J&RS-9392/5 S/ JUNTA CABEÇOTE
AJUSA	53006600	JS0630010/4 S/ JUNTA CABEÇOTE	J&RS-9101/4 S/ JUNTA CABEÇOTE
AJUSA	53009300	JS0630720/4* S/ JUNTA CABEÇOTE	J&RS-9321/4* S/ JUNTA CABEÇOTE
AJUSA	53010000	JS0440360/4* S/ JUNTA CABEÇOTE	J&RS-9453/4* S/ JUNTA CABEÇOTE
AJUSA	53010200	JS0590010/4* S/ JUNTA CABEÇOTE	J&RS-9357/4* S/ JUNTA CABEÇOTE
AJUSA	53010700	JS0012400/4* S/ JUNTA CABEÇOTE	J&RS-9536/4* S/ JUNTA CABEÇOTE
AJUSA	53010800	JS0010050/4* S/ JUNTA CABEÇOTE	J&RS-9183/4* S/ JUNTA CABEÇOTE
AJUSA	53011700	JS0630100/4* S/ JUNTA CABEÇOTE	J&RS-9373/4* S/ JUNTA CABEÇOTE
AJUSA	53013000	JS0141080/4* S/ JUNTA CABEÇOTE	J&RS-9614/4* S/ JUNTA CABEÇOTE
AJUSA	53013200	JS1950010/4 S/ JUNTA CABEÇOTE	J&RS-9115/4 S/ JUNTA CABEÇOTE
AJUSA	53013900	JS0440710/4* S/ JUNTA CABEÇOTE	J&RS-9464/4* S/ JUNTA CABEÇOTE

Descrição do Produto / Radical MAHLE / Radical Metal Leve: Junta do Coletor de Escape / JA / JA ; Junta do Coletor de Admissão / JAA / JAA; Junta do Coletor de Admissão e Escape / JAAE / JAAE; Junta do Carter / JAC / JAC; Junta da Tampa de Válvulas / JAV / JAV; Junta da Válvula Termostática / JAVT / JAVT; Junta do Cabeçote / JC / J&RC; Jogo de Juntas Inferior do Motor / JI / J&RI; Jogo de Juntas do Motor / JM / J&RM; Jogo de Juntas Superior do Motor / JS / J&RS; Jogo de Parafusos do Cabeçote / PF / PF;

* Itens sob Consulta

TABELA DE CONVERSÃO / CROSS REFERENCE

CONVERSÕES		CÓDIGO MAHLE	CÓDIGO METAL LEVE
FABRICANTE	CÓDIGO		
AJUSA	53015300	JS1950470/4* S/ JUNTA CABEÇOTE	J&RS-9600/4* S/ JUNTA CABEÇOTE
AJUSA	53015900	JS1950430/4* S/ JUNTA CABEÇOTE	J&RS-9592/4* S/ JUNTA CABEÇOTE
AJUSA	53016300	JS0440020/4 S/ JUNTA CABEÇOTE	J&RS-9358/4 S/ JUNTA CABEÇOTE
AJUSA	53022000	JS1210040/5* S/ JUNTA CABEÇOTE	J&RS-9532/5* S/ JUNTA CABEÇOTE
AJUSA	53023200	JS0630060/4* S/ JUNTA CABEÇOTE	J&RS-9317/4* S/ JUNTA CABEÇOTE
AJUSA	54050700	J10080100/4*	J&RI-9545/4*
AJUSA	54072400	J10100610/4*	J&RI-9553/4*
AJUSA	54073100	J10100640/4*	J&RI-9460/4*
AJUSA	54075400	J10141060/6*	J&RI-9417/6*
AJUSA	54081800	J10591200/6*	J&RI-9541/6*
AJUSA	54090300	J10010090/4*	J&RI-9360/4*
AJUSA	54116000	J10141070/4*	J&RI-9418/4*
AJUSA	54130800	J10480750/4*	J&RI-9576/4*
AJUSA	54173900	J10210520/4 C/RET.	J&RI-9722/4 C/RET.
AJUSA	54174100	J10210540/6 C/RET.	J&RI-9721/6 C/RET.
AJUSA	54184300	J10210520/6 C/RET.	J&RI-9722/6 C/RET.
AJUSA	55001300	JC0140380/6*	J&RC-9471/6*
AJUSA	55012700	JC0480964/1*	J&RC-9272/1*
AJUSA	56002000	JAV1400150/4* JUNTA TAMPA VÁLVULA	JAV9397/4* JUNTA TAMPA VÁLVULA
AJUSA	56002400	JAV0481050/6* JUNTA TAMPA VÁLVULA	JAV9582/6* JUNTA TAMPA VÁLVULA
AJUSA	56003000	JAV1980220/6* JUNTA TAMPA VÁLVULA	JAV9430/6* JUNTA TAMPA VÁLVULA
AJUSA	56003300	JAV0701060/4* JUNTA TAMPA VÁLVULA	JAV9381/4* JUNTA TAMPA VÁLVULA
AJUSA	56003500	JAV0701140/6* JUNTA TAMPA VÁLVULA	JAV9389/6* JUNTA TAMPA VÁLVULA
AJUSA	56006000	JAV0510720/4* JUNTA TAMPA VÁLVULA	JAV9476/4* JUNTA TAMPA VÁLVULA
AJUSA	56006800	JAV1400210/6* JUNTA TAMPA VÁLVULA	JAV9403/6* JUNTA TAMPA VÁLVULA
AJUSA	56007000	JAV1400140/6* JUNTA TAMPA VÁLVULA	JAV9396/6* JUNTA TAMPA VÁLVULA
AJUSA	56009000	JAV0631600/4* JUNTA TAMPA VÁLVULA	JAV9571/4* JUNTA TAMPA VÁLVULA
AJUSA	56013700	JAV1950010/4* JUNTA TAMPA VÁLVULA	JAV9115/4* JUNTA TAMPA VÁLVULA
AJUSA	56013900	JAV0100580/6* JUNTA TAMPA VÁLVULA	JAV9444/6* JUNTA TAMPA VÁLVULA
AJUSA	56014100	JAV0100520/6* JUNTA TAMPA VÁLVULA	JAV9421/6* JUNTA TAMPA VÁLVULA
AJUSA	56016200	JAV0510760/4* JUNTA TAMPA VÁLVULA	JAV9498/4* JUNTA TAMPA VÁLVULA
AJUSA	56019900	JAV0080100/4* JUNTA TAMPA VÁLVULA	JAV9545/4* JUNTA TAMPA VÁLVULA
AJUSA	56020000	JAV0251700/4 JUNTA TAMPA VÁLVULA	JAV1700/4 JUNTA TAMPA VÁLVULA
AJUSA	56020100	JAV0251800/5* JUNTA TAMPA VÁLVULA	JAV9524/5* JUNTA TAMPA VÁLVULA
AJUSA	56025300	JAV0141070/4* JUNTA TAMPA VÁLVULA	JAV9418/4* JUNTA TAMPA VÁLVULA
AJUSA	56027600	JAV1400100/4* JUNTA TAMPA VÁLVULA	JAV9407/4* JUNTA TAMPA VÁLVULA
AJUSA	56028200	JAV0700110/4 JUNTA TAMPA VÁLVULA	JAV9331/4 JUNTA TAMPA VÁLVULA
AJUSA	56028900	JAV1950300/4 JUNTA TAMPA VÁLVULA	JAV9365/4 JUNTA TAMPA VÁLVULA
AJUSA	56030000	JAV0950000/5* JUNTA TAMPA VÁLVULA	JAV9622/5* JUNTA TAMPA VÁLVULA
AJUSA	56033800	JAV0590740/4* JUNTA TAMPA VÁLVULA	JAV9362/4* JUNTA TAMPA VÁLVULA
AJUSA	56033900	JAV0591320/4* JUNTA TAMPA VÁLVULA	JAV9586/4* JUNTA TAMPA VÁLVULA
AJUSA	56037700	JAV0480880/4* JUNTA TAMPA VÁLVULA	JAV9198/4* JUNTA TAMPA VÁLVULA
AJUSA	81000400	PF0700004*	PF0700004*
AJUSA	81000900	PF0440008*	PF0440008*
AJUSA	81001000	PF0440012*	PF0440012*
AJUSA	81002500	PF2110003*	PF2110003*
AJUSA	81002900	PF0180038*	PF0180038*
AJUSA	81003000	PF0180040*	PF0180040*
AJUSA	81003200	PF0010017*	PF0010017*
AJUSA	81005400	PF0480044*	PF0480044*
AJUSA	81006500	PF0480030*	PF0480030*
AJUSA	81006700	PF0440013*	PF0440013*
AJUSA	81007100	PF0440011*	PF0440011*
AJUSA	81007500	PF0250046*	PF0250046*
AJUSA	81007600	PF0250006*	PF0250006*
AJUSA	81007900	PF0440047*	PF0440047*
AJUSA	81008500	PF1400050*	PF1400050*
AJUSA	81008700	PF0590021*	PF0590021*
AJUSA	81009200	PF0590001*	PF0590001*
AJUSA	81009800	PF0700051*	PF0700051*
AJUSA	81010500	PF0480053*	PF0480053*
AJUSA	81011000	PF0140055*	PF0140055*
AJUSA	81011500	PF0180039*	PF0180039*
AJUSA	81013600	PF0630042*	PF0630042*
AJUSA	81014000	PF1950060*	PF1950060*
AJUSA	81014100	PF0590024*	PF0590024*
AJUSA	81014400	PF0630061*	PF0630061*
AJUSA	81014700	PF0630062*	PF0630062*

Descrição do Produto / Radical MAHLE / Radical Metal Leve: Junta do Coletor de Escape / JA / JA ;
 Junta do Coletor de Admissão / JAA / JAA; Junta do Coletor de Admissão e Escape / JAAE / JAAE;
 Junta do Carter / JAC / JAC; Junta da Tampa de Válvulas / JAV / JAV; Junta da Válvula Termostática / JAVT / JAVT;
 Junta do Cabeçote / JC / J&RC; Jogo de Juntas Inferior do Motor / JI / J&RI; Jogo de Juntas do Motor / JM / J&RM;
 Jogo de Juntas Superior do Motor / JS / J&RS; Jogo de Parafusos do Cabeçote / PF / PF;
 * Itens sob Consulta



CONVERSÕES		CÓDIGO MAHLE	CÓDIGO METAL LEVE
FABRICANTE	CÓDIGO		
AJUSA	81015200	PF0660064*	PF0660064*
AJUSA	81015400	PF0590065*	PF0590065*
AJUSA	81016200	PF2710066*	PF2710066*
AJUSA	81016400	PF0630068*	PF0630068*
AJUSA	81016500	PF1950032*	PF1950032*
AJUSA	81017200	PF0700069*	PF0700069*
AJUSA	81017600	PF0140070*	PF0140070*
AJUSA	81017900	PF0250071*	PF0250071*
AJUSA	81018000	PF1980072*	PF1980072*
AJUSA	81018100	PF0250073*	PF0250073*
AJUSA	81019200	PF2110075*	PF2110075*
AJUSA	81019300	PF0700076*	PF0700076*
AJUSA	81019400	PF0700077*	PF0700077*
AJUSA	81020800	PF2080080*	PF2080080*
AJUSA	81022300	PF0180037*	PF0180037*
AJUSA	81023700	PF0590085*	PF0590085*
AJUSA	81023800	PF0630086*	PF0630086*
AJUSA	81024100	PF1950087*	PF1950087*
AJUSA	81024200	PF0100088*	PF0100088*
AJUSA	81024600	PF0440089*	PF0440089*
AJUSA	81024900	PF0180034*	PF0180034*
AJUSA	81025400	PF0250018*	PF0250018*
AJUSA	81025600	PF0660092*	PF0660092*
AJUSA	81025700	PF0180033*	PF0180033*
AJUSA	81025800	PF0700093*	PF0700093*
AJUSA	81025900	PF0700094*	PF0700094*
AJUSA	81027100	PF0440014*	PF0440014*
AJUSA	81027600	PF1400100*	PF1400100*
AJUSA	81029300	PF0660107*	PF0660107*
AJUSA	81031200	PF0030110*	PF0030110*
AJUSA	81031700	PF0180041*	PF0180041*
AJUSA	81046500	PF0590127*	PF0590127*
ELRING	1.561	JAV0590740/4* JUNTA TAMPA VÁLVULA	JAV9362/4* JUNTA TAMPA VÁLVULA
ELRING	3.930	PF1950087*	PF1950087*
ELRING	12.220	JS0440760/4*	J&RS-9477/4*
ELRING	12.360	JC0180210/4	J&RC-9326/4
ELRING	15.870	JM0010310/6*	J&RM-9523/6*
ELRING	18.350	JC0440330/4*	J&RC-9485/4*
ELRING	18.351	JC0440330/4*	J&RC-9485/4*
ELRING	18.760	JC2110120/4*	J&RC-9539/4*
ELRING	19.100	JM0100560/4*	J&RM-9440/4*
ELRING	19.110	JS0100660/4*	J&RS-9462/4*
ELRING	19.930	JM63040/4 C/RET.	J&RMR-9315/4 C/RET.
ELRING	23.400	JS0440810/4*	J&RS-9480/4*
ELRING	24.040	JS0480880/4*	J&RS-9198/4*
ELRING	24.080	JS0481020/4*	J&RS-9581/4*
ELRING	24.081	JS0481020/4*	J&RS-9581/4*
ELRING	25.440	JC0180420/4*	J&RC-9371/4*
ELRING	26.420	JS0141030/3*	J&RS-9413/3*
ELRING	26.430	JC0141030/3*	J&RC-9413/3*
ELRING	26.450	JAV0080030/4* JUNTA TAMPA VÁLVULA	JAV9324/4* JUNTA TAMPA VÁLVULA
ELRING	26.550	JAV0590740/4* JUNTA TAMPA VÁLVULA	JAV9362/4* JUNTA TAMPA VÁLVULA
ELRING	27.470	JS0591320/4*	J&RS-9586/4*
ELRING	51.080	JC0180410/4*	J&RC-9328/4*
ELRING	51.390	JS0510700/4*	J&RS-9363/4*
ELRING	56.290	JC0510790/4*	J&RC-9501/4*
ELRING	56.790	JC0440360/4* 1,30	J&RC-9453/4* 1,30
ELRING	57.100	PF0700004*	PF0700004*
ELRING	57.670	JS0700080/4	J&RS-9355/4
ELRING	58.540	JC0480964/1*	J&RC-9272/1*
ELRING	58.559	JM48760/6 C/RET.	J&RM-9295/6 C/RET.
ELRING	58.560	JC0181020/4*	J&RC-9615/4*
ELRING	58.724	JM48980/4 C/RET.	J&RM-9088/4 C/RET.
ELRING	60.031	JC0590740/4	J&RC-9362/4
ELRING	61.270	JM2110140/4*	J&RM-9543/4*
ELRING	69.320	JS2020200/4*	J&RS-9445/4*
ELRING	69.330	JC2020100/4*	J&RC-9443/4*
ELRING	69.480	JS2020000/4*	J&RS-9441/4*

Descrição do Produto / Radical MAHLE / Radical Metal Leve: Junta do Coletor de Escape / JA / JA ; Junta do Coletor de Admissão / JAA / JAA; Junta do Coletor de Admissão e Escape / JAAE / JAAE; Junta do Carter / JAC / JAC; Junta da Tampa de Válvulas / JAV / JAV; Junta da Válvula Termostática / JAVT / JAVT; Junta do Cabeçote / JC / J&RC; Jogo de Juntas Inferior do Motor / JI / J&RI; Jogo de Juntas do Motor / JM / J&RM; Jogo de Juntas Superior do Motor / JS / J&RS; Jogo de Parafusos do Cabeçote / PF / PF;

* Itens sob Consulta

TABELA DE CONVERSÃO / CROSS REFERENCE

MAHLE

CONVERSÕES		CÓDIGO MAHLE	CÓDIGO METAL LEVE
FABRICANTE	CÓDIGO		
ELRING	71.160	JS0701150/5 S/ JUNTA CABEÇOTE	J&RS-9392/5 S/ JUNTA CABEÇOTE
ELRING	71.292	JC18100/4	J&RC-9226/4
ELRING	71.350	JM0591340/4* S/ JUNTA CABEÇOTE	J&RM-9599/4* S/ JUNTA CABEÇOTE
ELRING	73.942	JC18350/4	J&RC-9329/4
ELRING	74.390	JC0440850/4	J&RC-9491/4
ELRING	74.810	PF0700077*	PF0700077*
ELRING	74.900	JC0480750/4*	J&RC-9576/4*
ELRING	74.920	JC0481010/4*	J&RC-9578/4*
ELRING	75.570	JAV1400150/4* JUNTA TAMPA VÁLVULA	JAV9397/4* JUNTA TAMPA VÁLVULA
ELRING	82.724	JC48980/4	J&RC-9088/4
ELRING	82.734	JC48760/6	J&RC-9295/6
ELRING	104.260	PF0250071*	PF0250071*
ELRING	104.270	PF0250071*	PF0250071*
ELRING	104.351	JC0030100/4* 1,30	J&RC-9606/4* 1,30
ELRING	104.390	JC0030100/4* 1,25	J&RC-9606/4* 1,25
ELRING	104.890	PF0700069*	PF0700069*
ELRING	104.930	PF0700069*	PF0700069*
ELRING	107.158	JM0480330/4*	J&RM-9214/4*
ELRING	111.580	PF0250018*	PF0250018*
ELRING	111.590	PF0250018*	PF0250018*
ELRING	111.610	PF0180039*	PF0180039*
ELRING	111.630	PF0180039*	PF0180039*
ELRING	114.470	JS0440770/4	J&RS-9481/4
ELRING	116.580	JS0440200/4* S/ JUNTA CABEÇOTE	J&RS-2377/4* S/ JUNTA CABEÇOTE
ELRING	117.771	JC0440760/4* 1,40	J&RC-9477/4* 1,40
ELRING	118.020	JC0181040/4*	J&RC-9616/4*
ELRING	122.900	JM59560/4	J&RM-9192/4
ELRING	122.992	JC59560/4	J&RC-9192/4
ELRING	123.015	JC59570/4	J&RC-9199/4
ELRING	123.016	JM59570/4	J&RM-9199/4
ELRING	123.472	JC0590190/4*	J&RC-9361/4*
ELRING	123.473	JC0590190/4*	J&RC-9361/4*
ELRING	124.380	JC1950420/4*	J&RC-9591/4*
ELRING	124.471	JC0700140/4	J&RC-9356/4
ELRING	124.473	JC0700140/4	J&RC-9356/4
ELRING	124.474	JC0700140/4	J&RC-9356/4
ELRING	124.910	JS0481000/4*	J&RS-9434/4*
ELRING	124.920	JS0480720/4	J&RS-9565/4
ELRING	125.780	JC76650/1	J&RC-9113/1
ELRING	125.830	JC76670/1	J&RC-9119/1
ELRING	125.910	JC0660000/4	J&RC-9359/4
ELRING	125.911	JC0660000/4	J&RC-9359/4
ELRING	128.420	JS0701150/5 S/ JUNTA CABEÇOTE	J&RS-9392/5 S/ JUNTA CABEÇOTE
ELRING	129.770	JAV0480750/4* JUNTA TAMPA VÁLVULA	JAV9576/4* JUNTA TAMPA VÁLVULA
ELRING	129.830	PF0440047*	PF0440047*
ELRING	129.900	PF0440047*	PF0440047*
ELRING	129.950	PF0660064*	PF0660064*
ELRING	130.160	JAA0480750/4* JUNTA ADMISSÃO	JAA9576/4* JUNTA ADMISSÃO
ELRING	130.440	JS0480880/4*	J&RS-9198/4*
ELRING	130.510	JI0480750/4*	J&RI-9576/4*
ELRING	130.820	PF0700077*	PF0700077*
ELRING	130.830	PF0700077*	PF0700077*
ELRING	130.830	PF0700094*	PF0700094*
ELRING	130.900	JI0480750/4*	J&RI-9576/4*
ELRING	131.140	JS0480880/4*	J&RS-9198/4*
ELRING	132.150	JC0440000/4	J&RC-9126/4
ELRING	135.160	JC0181070/4*	J&RC-9618/4*
ELRING	135.391	JAV1400150/4* JUNTA TAMPA VÁLVULA	JAV9397/4* JUNTA TAMPA VÁLVULA
ELRING	136.295	JM48964/6 C/RET.	J&RM-9272/6 C/RET.
ELRING	138.497	JS76670/1	J&RS-9119/1
ELRING	138.510	JS76650/1	J&RS-9113/1
ELRING	141.930	JS0440330/4*	J&RS-9485/4*
ELRING	141.931	JS0440330/4*	J&RS-9485/4*
ELRING	141.931	JS0440720/4*	J&RS-9466/4*
ELRING	141.970	JC63050/4	J&RC-9316/4
ELRING	141.990	JC0632000/4*	J&RC-9577/4*
ELRING	143.180	JC0010090/4* 1,80	J&RC-9360/4* 1,80
ELRING	144.350	JC0251200/4*	J&RC-9452/4*

Descrição do Produto / Radical MAHLE / Radical Metal Leve: Junta do Coletor de Escape / JA / JA ;
 Junta do Coletor de Admissão / JAA / JAA; Junta do Coletor de Admissão e Escape / JAAE / JAAE;
 Junta do Carter / JAC / JAC; Junta da Tampa de Válvulas / JAV / JAV; Junta da Válvula Termostática / JAVT / JAVT;
 Junta do Cabeçote / JC / J&RC; Jogo de Juntas Inferior do Motor / JI / J&RI; Jogo de Juntas do Motor / JM / J&RM;
 Jogo de Juntas Superior do Motor / JS / J&RS; Jogo de Parafusos do Cabeçote / PF / PF;
 * Itens sob Consulta



© MAHLE 2019/2020 | 445

CONVERSÕES		CÓDIGO MAHLE	CÓDIGO METAL LEVE
FABRICANTE	CÓDIGO		
ELRING	144.370	JM0251200/4*	J&RM-9452/4*
ELRING	144.371	JM0251200/4*	J&RM-9452/4*
ELRING	144.390	JS0251200/4*	J&RS-9452/4*
ELRING	144.391	JS0251200/4*	J&RS-9452/4*
ELRING	147.600	JS1400210/6*	J&RS-9403/6*
ELRING	151.790	PF0630068*	PF0630068*
ELRING	151.800	PF0630068*	PF0630068*
ELRING	151.890	PF0180034*	PF0180034*
ELRING	152.080	PF1980072*	PF1980072*
ELRING	152.090	PF0250073*	PF0250073*
ELRING	152.530	PF0440014*	PF0440014*
ELRING	152.770	JM0630010/4 S/ JUNTA CABEÇOTE	J&RM-9101/4 S/ JUNTA CABEÇOTE
ELRING	152.780	JS0630010/4 S/ JUNTA CABEÇOTE	J&RS-9101/4 S/ JUNTA CABEÇOTE
ELRING	152.810	JC0631200/4* 1,55	J&RC-9567/4* 1,55
ELRING	152.820	JC0631200/4* 1,65	J&RC-9567/4* 1,65
ELRING	153.230	JC1950460/4*	J&RC-9598/4*
ELRING	154.980	JC1400240/6*	J&RC-9408/6*
ELRING	156.700	PF2710066*	PF2710066*
ELRING	164.171	JM0480860/4*	J&RM-9561/4*
ELRING	164.841	JC0590010/4* 1,62	J&RC-9357/4* 1,62
ELRING	164.881	JC0590010/4* 1,42	J&RC-9357/4* 1,42
ELRING	166.050	JS0510730/4*	J&RS-9495/4*
ELRING	167.620	JC0141010/4	J&RC-9411/4
ELRING	167.621	JC0141010/4	J&RC-9411/4
ELRING	169.410	JC0700110/4	J&RC-9331/4
ELRING	169.740	JS63050/4 C/RET.	J&RS-9316/4 C/RET.
ELRING	173.968	JC48600/1	J&RC-900/1
ELRING	174.250	JAV0950000/5* JUNTA TAMPA VÁLVULA	JAV9622/5* JUNTA TAMPA VÁLVULA
ELRING	175.360	JAV0180210/4* JUNTA TAMPA VÁLVULA	JAV9326/4* JUNTA TAMPA VÁLVULA
ELRING	177.080	JC0510710/4*	J&RC-9474/4*
ELRING	177.110	JAV0440000/4* JUNTA TAMPA VÁLVULA	JAV9126/4* JUNTA TAMPA VÁLVULA
ELRING	177.230	JC18695/4	J&RC-9127/4
ELRING	180.010	JS0440865/4*	J&RS-9391/4*
ELRING	180.560	JS0251700/4	J&RS-1700/4
ELRING	180.630	JM0251800/5*	J&RM-9524/5*
ELRING	180.770	JC1980020/4*	J&RC-9427/4*
ELRING	180.820	JM1980020/4*	J&RM-9427/4*
ELRING	180.890	JS1980020/4*	J&RS-9427/4*
ELRING	180.900	JM1980020/4*	J&RM-9427/4*
ELRING	180.970	JM1980300/4*	J&RM-9428/4*
ELRING	181.010	JC0010050/4 1,60	J&RC-9183/4 1,60
ELRING	181.060	JC0010050/4 1,70	J&RC-9183/4 1,70
ELRING	181.070	JC0010050/4 1,80	J&RC-9183/4 1,80
ELRING	181.110	JM0010050/4 S/ JUNTA CABEÇOTE	J&RM-9183/4 S/ JUNTA CABEÇOTE
ELRING	181.150	JS0010050/4* S/ JUNTA CABEÇOTE	J&RS-9183/4* S/ JUNTA CABEÇOTE
ELRING	181.260	JM0012400/4* S/ JUNTA CABEÇOTE	J&RM-9630/4* S/ JUNTA CABEÇOTE
ELRING	181.270	JM0440020/4 S/ JUNTA CABEÇOTE	J&RM-9358/4 S/ JUNTA CABEÇOTE
ELRING	181.320	JS0440020/4 S/ JUNTA CABEÇOTE	J&RS-9358/4 S/ JUNTA CABEÇOTE
ELRING	181.460	JC0130510/4	J&RC-2301/4
ELRING	181.520	JS0180210/4*	J&RS-9326/4*
ELRING	181.570	JAV0510720/4* JUNTA TAMPA VÁLVULA	JAV9476/4* JUNTA TAMPA VÁLVULA
ELRING	181.870	JC195340/4	J&RC-9283/4
ELRING	182.020	JS0440840/4	J&RS-9490/4
ELRING	182.020	JS0440865/4*	J&RS-9391/4*
ELRING	182.050	JS0440840/4	J&RS-9490/4
ELRING	182.310	JS0440350/4*	J&RS-9482/4*
ELRING	182.310	JS0440890/4	J&RS-9508/4
ELRING	182.320	JS0440350/4*	J&RS-9482/4*
ELRING	182.320	JS0440890/4	J&RS-9508/4
ELRING	182.330	JS0440890/4	J&RS-9508/4
ELRING	182.790	JC2250300/4*	J&RC-9556/4*
ELRING	183.160	JC0440350/4*	J&RC-9482/4*
ELRING	183.860	JS0700080/4	J&RS-9355/4
ELRING	183.890	JS0701130/4*	J&RS-9388/4*
ELRING	184.742	JC0251800/5*	J&RC-9524/5*
ELRING	185.120	JC2250100/4*	J&RC-9554/4*
ELRING	185.610	JC2250000/4*	J&RC-9551/4*
ELRING	192.068	JC13000/1	J&RC-910/1

Descrição do Produto / Radical MAHLE / Radical Metal Leve: Junta do Coletor de Escape / JA / JA ;
 Junta do Coletor de Admissão / JAA / JAA; Junta do Coletor de Admissão e Escape / JAAE / JAAE;
 Junta do Carter / JAC / JAC; Junta da Tampa de Válvulas / JAV / JAV; Junta da Válvula Termostática / JAVT / JAVT;
 Junta do Cabeçote / JC / J&RC; Jogo de Juntas Inferior do Motor / JI / J&RI; Jogo de Juntas do Motor / JM /
 J&RM; Jogo de Juntas Superior do Motor / JS / J&RS; Jogo de Parafusos do Cabeçote / PF / PF;
 * Itens sob Consulta

CONVERSÕES		CÓDIGO MAHLE	CÓDIGO METAL LEVE
FABRICANTE	CÓDIGO		
ELRING	193.130	JC0591400/4*	J&RC-9570/4*
ELRING	194.020	JAV0180693/4* JUNTA TAMPA VÁLVULA	JAV9268/4* JUNTA TAMPA VÁLVULA
ELRING	197.720	JC63080/4 1,00	J&RC-9319/4 1,00
ELRING	197.874	JAV0140380/6* JUNTA TAMPA VÁLVULA	JAV9471/6* JUNTA TAMPA VÁLVULA
ELRING	198.900	JS0012400/4* S/ JUNTA CABEÇOTE	J&RS-9536/4* S/ JUNTA CABEÇOTE
ELRING	198.910	JM0251300/4	J&RM-9456/4
ELRING	198.920	JS0251300/4	J&RS-9456/4
ELRING	198.950	JM0251900/5*	J&RM-9527/5*
ELRING	198.960	JS0251900/5*	J&RS-9527/5*
ELRING	199.090	JAV0251700/4 JUNTA TAMPA VÁLVULA	JAV1700/4 JUNTA TAMPA VÁLVULA
ELRING	199.100	JAV0251800/5* JUNTA TAMPA VÁLVULA	JAV9524/5* JUNTA TAMPA VÁLVULA
ELRING	199.110	JAV0251600/5 JUNTA TAMPA VÁLVULA	JAV9493/5 JUNTA TAMPA VÁLVULA
ELRING	202.886	JAV1950310/4* JUNTA TAMPA VÁLVULA	JAV9366/4* JUNTA TAMPA VÁLVULA
ELRING	207.521	JC59020/4	J&RC-9246/4
ELRING	212.410	JC0701030/6	J&RC-9378/6
ELRING	215.660	JC0701140/6	J&RC-9389/6
ELRING	218.840	JS0440330/4*	J&RS-9485/4*
ELRING	218.841	JS0440330/4*	J&RS-9485/4*
ELRING	218.880	JS0440820/4*	J&RS-9488/4*
ELRING	218.970	JS0440040/4*	J&RS-9467/4*
ELRING	219.070	JC0440040/4	J&RC-9467/4
ELRING	219.100	JS0440740/4*	J&RS-9478/4*
ELRING	219.170	JS0440740/4*	J&RS-9478/4*
ELRING	219.240	JS0181080/4*	J&RS-9619/4*
ELRING	219.240	JS0181130/4*	J&RS-9621/4*
ELRING	219.550	JS0180400/4	J&RS-9327/4
ELRING	219.611	JC18400/4	J&RC-9327/4
ELRING	223.020	JAA0180693/4* JUNTA ADMISSÃO	JAA9268/4* JUNTA ADMISSÃO
ELRING	233.040	JS0701060/4	J&RS-9381/4
ELRING	235.831	JC0700110/4	J&RC-9331/4
ELRING	257.370	JC0030140/4*	J&RC-9613/4*
ELRING	258.180	PF0180033*	PF0180033*
ELRING	258.270	PF0180041*	PF0180041*
ELRING	258.850	JS0180695/4	J&RS-9127/4
ELRING	261.420	JS0440000/4	J&RS-9126/4
ELRING	262.820	PF0660107*	PF0660107*
ELRING	263.380	JAC0180400/4* JUNTA TAMPA DO CÁRTER	JAC9327/4 JUNTA* TAMPA DO CÁRTER
ELRING	264.715	JC0480964/1*	J&RC-9272/1*
ELRING	264.715	JS48990/1	J&RS-2395/1
ELRING	264.730	JS0701130/4*	J&RS-9388/4*
ELRING	266.130	JC0080200/4*	J&RC-9550/4*
ELRING	266.360	JS0141060/6*	J&RS-9417/6*
ELRING	266.400	JC0141060/6*	J&RC-9416/6*
ELRING	266.440	JC0141061/6*	J&RC-9417/6*
ELRING	268.040	JC1400230/4*	J&RC-9405/4*
ELRING	268.170	JC1400231/4	J&RC-9406/4
ELRING	268.290	JC1950400/4*	J&RC-9458/4*
ELRING	268.300	JC0100640/4*	J&RC-9460/4*
ELRING	270.450	JC51630/4	J&RC-9333/4
ELRING	277.355	JS0480330/4*	J&RS-9214/4*
ELRING	291.580	JS48930/1 C/RET.	J&RS-1894/1 C/RET.
ELRING	291.870	JM13250/4 C/RET.	J&RM-1076/4 C/RET.
ELRING	291.930	JM13600/4 C/RET.	J&RM-2180/4 C/RET.
ELRING	292.130	JM48100/4-98,5mm C/RET.	J&RM-1049/4-98,5mm C/RET.
ELRING	292.380	JM57282/6 C/RET.	J&RM-9026/6 C/RET.
ELRING	292.390	JM57280/6 C/RET.	J&RM-1172/6 C/RET.
ELRING	292.410	JC57280/6	J&RC-1172/6
ELRING	293.540	JS0480880/4*	J&RS-9198/4*
ELRING	298.760	JC0701170/4*	J&RC-9594/4*
ELRING	302.320	PF1400050*	PF1400050*
ELRING	302.340	JAV1400210/6* JUNTA TAMPA VÁLVULA	JAV9403/6* JUNTA TAMPA VÁLVULA
ELRING	305.090	JM13600/6 C/RET.	J&RM-2180/6 C/RET.
ELRING	305.110	JM13000/3 C/RET.	J&RM-910/3 C/RET.
ELRING	305.120	JM13000/4 C/RET.	J&RM-910/4 C/RET.
ELRING	305.260	JM13600/3 C/RET.	J&RM-2180/3 C/RET.
ELRING	305.740	JM48100/6-98,5mm C/RET.	J&RM-1049/6-98,5mm C/RET.
ELRING	305.800	JM48250/6-98,5mm C/RET.	J&RM-995/6-98,5mm C/RET.
ELRING	306.050	JM57300/4 C/RET.	J&RM-2142/4 C/RET.

Descrição do Produto / Radical MAHLE / Radical Metal Leve: Junta do Coletor de Escape / JA / JA ;
 Junta do Coletor de Admissão / JAA / JAA; Junta do Coletor de Admissão e Escape / JAAE / JAAE;
 Junta do Cáster / JAC / JAC; Junta da Tampa de Válvulas / JAV / JAV; Junta da Válvula Termostática / JAVT / JAVT;
 Junta do Cabeçote / JC / J&RC; Jogo de Juntas Inferior do Motor / JI / J&RI; Jogo de Juntas do Motor / JM / J&RM;
 Jogo de Juntas Superior do Motor / JS / J&RS; Jogo de Parafusos do Cabeçote / PF / PF;

* Itens sob Consulta

CONVERSÕES		CÓDIGO MAHLE	CÓDIGO METAL LEVE
FABRICANTE	CÓDIGO		
ELRING	306.060	JC57300/4	J&RC-2142/4
ELRING	306.060	JC57430/4	J&RC-2257/4
ELRING	306.519	JC13600/1	J&RC-2180/1
ELRING	310.301	JC0480330/4*	J&RC-9214/4*
ELRING	310.328	JC0480340/4*	J&RC-9558/4*
ELRING	312.290	JC0140380/6*	J&RC-9471/6*
ELRING	312.380	JM57240/4 C/RET.	J&RM-1338/4 C/RET.
ELRING	312.550	JM57220/4 C/RET.	J&RM-988/4 C/RET.
ELRING	312.690	JM57700/6 C/RET.	J&RM-934/6 C/RET.
ELRING	312.720	JC57700/6	J&RC-934/6
ELRING	315.250	JM57600/6 C/RET.	J&RM-933/6 C/RET.
ELRING	315.940	JC57600/6	J&RC-933/6
ELRING	316.610	JM57120/4 C/RET.	J&RM-887/4 C/RET.
ELRING	316.660	JC57120/4	J&RC-887/4
ELRING	318.540	JM57100/3 C/RET.	J&RM-1178/3 C/RET.
ELRING	318.680	JC57100/3	J&RC-1178/3
ELRING	320.090	JM26040/3 C/RET.	J&RM-1316/3 C/RET.
ELRING	320.790	JC26040/3	J&RC-1316/3
ELRING	321.740	JM48410/4-98,5mm C/RET.	J&RM-1807/4-98,5mm C/RET.
ELRING	322.200	JM26500/6 C/RET.	J&RM-1734/6 C/RET.
ELRING	322.270	JC26500/6	J&RC-1734/6
ELRING	324.350	JM48510/6-98,5mm C/RET.	J&RM-1475/6-98,5mm C/RET.
ELRING	324.370	JM48410/6-98,5mm C/RET.	J&RM-1807/6-98,5mm C/RET.
ELRING	324.380	JM48510/6-100,0mm C/RET.	J&RM-1475/6-100,0mm C/RET.
ELRING	324.410	JS48930/1	J&RS-1894/1
ELRING	324.540	JM26040/4 C/RET.	J&RM-1316/4 C/RET.
ELRING	324.640	JC26040/4	J&RC-1316/4
ELRING	325.350	JM48600/6 C/RET.	J&RM-900/6 C/RET.
ELRING	326.560	JAV1400100/4* JUNTA TAMPA VÁLVULA	JAV9407/4* JUNTA TAMPA VÁLVULA
ELRING	327.590	JM48600/5 C/RET.	J&RM-900/5 C/RET.
ELRING	327.830	JS76061/1	J&RS-9022/1
ELRING	328.030	JS48350/6-98,5mm	J&RS-9041/6-98,5mm
ELRING	328.370	JC11820/4	J&RC-1235/4
ELRING	328.410	JC11820/6	J&RC-1235/6
ELRING	331.091	JC76540/3	J&RC-1253/3
ELRING	331.540	JAV0660000/4 JUNTA TAMPA VÁLVULA (ADMISSÃO)	JAV9359/4 JUNTA TAMPA VÁLVULA (ADMISSÃO)
ELRING	331.550	JAV0660000/4 JUNTA TAMPA VÁLVULA (ESCAPE)	JAV9359/4 JUNTA TAMPA VÁLVULA (ESCAPE)
ELRING	331.600	JS0660000/4*	J&RS-9359/4*
ELRING	331.740	JC0440040/4	J&RC-9467/4
ELRING	332.542	JAV1950010/4* JUNTA TAMPA VÁLVULA	JAV9115/4* JUNTA TAMPA VÁLVULA
ELRING	333.110	JM48100/4-100,0mm C/RET.	J&RM-1049/4-100,0mm C/RET.
ELRING	333.120	JM48100/6-100,0mm C/RET.	J&RM-1049/6-100,0mm C/RET.
ELRING	333.140	JM48250/6-100,0mm C/RET.	J&RM-995/6-100,0mm C/RET.
ELRING	333.160	JM48410/4-100,0mm C/RET.	J&RM-1807/4-100,0mm C/RET.
ELRING	333.170	JM48410/6-100,0mm C/RET.	J&RM-1807/6-100,0mm C/RET.
ELRING	333.210	JS48350/6-100,0mm	J&RS-9041/6-100,0mm
ELRING	333.220	JS48510/6-100,0mm	J&RS-1475/6-100mm
ELRING	333.240	JC48350/6-100,0mm	J&RC-1049/6-100mm
ELRING	333.250	JC48510/4-100,0mm	J&RC-1475/4-100,0mm
ELRING	333.760	JC25060/4	J&RC-1619/4
ELRING	335.970	JS48964/1	J&RS-9272/1
ELRING	338.440	JM70810/4 C/RET.	J&RMR-2436/4 C/RET.
ELRING	338.450	JM70810/4	J&RM-2436/4
ELRING	338.710	JS48970/1	J&RS-2470/1
ELRING	339.250	JAV0100580/6* JUNTA TAMPA VÁLVULA	JAV9444/6* JUNTA TAMPA VÁLVULA
ELRING	343.460	JC1950450/4*	J&RC-9596/4*
ELRING	347.516	JM76540/6 C/RET.	J&RM-1253/6 C/RET.
ELRING	349.925	JC1400120/6*	J&RC-9394/6*
ELRING	352.071	JC0180340/4*	J&RC-9369/4*
ELRING	352.072	JC0180340/4*	J&RC-9369/4*
ELRING	353.512	JC48770/4	J&RC-9296/4
ELRING	353.930	JS1950470/4* S/ JUNTA CABEÇOTE	J&RS-9600/4* S/ JUNTA CABEÇOTE
ELRING	353.940	JC1950470/4 0,66-0,72	J&RC-9600/4 0,66-0,72
ELRING	353.950	JC1950470/4 0,73-0,77	J&RC-9600/4 0,73-0,77
ELRING	353.960	JC1950470/4 0,78-0,82	J&RC-9600/4 0,78-0,82
ELRING	353.970	JC1950470/4 0,83-0,88	J&RC-9600/4 0,83-0,88
ELRING	354.120	JS195200/4 C/RET.	J&RS-9237/4 C/RET.
ELRING	354.250	JC63070/4 0,90	J&RC-9318/4 0,90

Descrição do Produto / Radical MAHLE / Radical Metal Leve: Junta do Coletor de Escape / JA / JA ; Junta do Coletor de Admissão / JAA / JAA; Junta do Coletor de Admissão e Escape / JAAE / JAAE; Junta do Carter / JAC / JAC; Junta de Válvulas / JAV / JAV; Junta da Válvula Termostática / JAVT / JAVT; Junta do Cabeçote / JC / J&RC; Jogo de Juntas Inferior do Motor / JI / J&RI; Jogo de Juntas do Motor / JM / J&RM; Jogo de Juntas Superior do Motor / JS / J&RS; Jogo de Parafusos do Cabeçote / PF / PF;

* Itens sob Consulta

TABELA DE CONVERSÃO / CROSS REFERENCE

MAHLE

CONVERSÕES		CÓDIGO MAHLE	CÓDIGO METAL LEVE
FABRICANTE	CÓDIGO		
ELRING	354.270	JC63060/4	J&RC-9317/4
ELRING	361.471	JC1400100/4*	J&RC-9407/4*
ELRING	361.473	JC1400100/4*	J&RC-9407/4*
ELRING	364.380	JAV0591110/4* JUNTA TAMPA VÁLVULA	JAV9165/4* JUNTA TAMPA VÁLVULA
ELRING	366.670	JC70110/4	J&RC-9331/4
ELRING	372.500	JS1980270/4*	J&RS-9426/4*
ELRING	372.580	JS0591340/4* S/ JUNTA CABEÇOTE	J&RS-9599/4* S/ JUNTA CABEÇOTE
ELRING	374.140	JM63010/4 C/RET.	J&RMR-9101/4 C/RET.
ELRING	374.650	JS0440060/4	J&RS-9270/4
ELRING	375.100	JS0440060/4	J&RS-9270/4
ELRING	375.150	JM1980270/4*	J&RM-9426/4*
ELRING	375.200	JS0440820/4*	J&RS-9488/4*
ELRING	375.300	JS0440820/4*	J&RS-9488/4*
ELRING	375.550	JS0481020/4*	J&RS-9581/4*
ELRING	376.390	JC0481020/4	J&RC-9581/4
ELRING	376.400	JC0481020/4	J&RC-9581/4
ELRING	377.730	JC2710030/4*	J&RC-9517/4*
ELRING	377.740	JC2710020/4*	J&RC-9516/4*
ELRING	377.770	JC2710070/4*	J&RC-9521/4*
ELRING	378.140	JS1400230/4	J&RS-9405/4
ELRING	384.130	JC63090/4 1,65	J&RC-9320/4 1,65
ELRING	384.140	JC63010/4 1,70	J&RC-9101/4 1,70
ELRING	385.170	JS0180300/4	J&RS-9367/4
ELRING	389.060	JAV0591110/4* JUNTA TAMPA VÁLVULA	JAV9165/4* JUNTA TAMPA VÁLVULA
ELRING	399.550	JAV0080100/4* JUNTA TAMPA VÁLVULA	JAV9545/4* JUNTA TAMPA VÁLVULA
ELRING	399.600	JS0030510/6*	J&RS-9610/6*
ELRING	399.680	JAV0631600/4* JUNTA TAMPA VÁLVULA	JAV9571/4* JUNTA TAMPA VÁLVULA
ELRING	401.820	JC0591330/4*	J&RC-9593/4*
ELRING	403.740	JC0701000/4	J&RC-9375/4
ELRING	410.500	JM57430/4 C/RET.	J&RM-2257/4 C/RET.
ELRING	417.810	JS0440200/4* S/ JUNTA CABEÇOTE	J&RS-2377/4* S/ JUNTA CABEÇOTE
ELRING	421.390	JAV1950310/4* JUNTA TAMPA VÁLVULA	JAV9366/4* JUNTA TAMPA VÁLVULA
ELRING	425.370	JAV1400140/6* JUNTA TAMPA VÁLVULA	JAV9396/6* JUNTA TAMPA VÁLVULA
ELRING	425.390	JAV1400140/6* JUNTA TAMPA VÁLVULA	JAV9396/6* JUNTA TAMPA VÁLVULA
ELRING	431.080	JC195200/4	J&RC-9237/4
ELRING	431.440	PF0440014*	PF0440014*
ELRING	436.420	JC0181040/4*	J&RC-9616/4*
ELRING	436.500	PF0180039*	PF0180039*
ELRING	436.650	JC0440320/4*	J&RC-9470/4*
ELRING	436.650	JC0440320/4* 1,50	J&RC-9470/4* 1,50
ELRING	439.630	JS0440200/4* S/ JUNTA CABEÇOTE	J&RS-2377/4* S/ JUNTA CABEÇOTE
ELRING	439.690	JAV0180370/4* JUNTA TAMPA VÁLVULA	JAV9370/4* JUNTA TAMPA VÁLVULA
ELRING	440.060	JAV0440800/4* JUNTA TAMPA VÁLVULA	JAV9484/4* JUNTA TAMPA VÁLVULA
ELRING	440.910	JS0181030/4*	J&RS-9615/4*
ELRING	442.220	JS0701180/4	J&RS-9597/4
ELRING	444.320	JS1400190/4*	J&RS-9401/4*
ELRING	444.360	JS1400140/6*	J&RS-9396/6*
ELRING	444.370	JS1400180/6*	J&RS-9400/6*
ELRING	445.300	JS1400180/6*	J&RS-9400/6*
ELRING	445.470	JS1400260/6*	J&RS-9410/6*
ELRING	446.111	JAV1980240/4* JUNTA TAMPA VÁLVULA	JAV9486/4* JUNTA TAMPA VÁLVULA
ELRING	452.060	JS51670/4 C/RET.	J&RS-9337/4 C/RET.
ELRING	452.070	JC51670/4	J&RC-9337/4
ELRING	456.110	PF0480053*	PF0480053*
ELRING	457.380	JAV0141070/4* JUNTA TAMPA VÁLVULA	JAV9418/4* JUNTA TAMPA VÁLVULA
ELRING	458.441	JS0591050/4*	J&RS-9433/4*
ELRING	458.591	JS0591070/4*	J&RS-9436/4*
ELRING	462.202	JC48964/1	J&RC-9272/1
ELRING	462.451	JC48990/1	J&RC-2395/1
ELRING	463.914	JC0640140/4	J&RC-9547/4
ELRING	463.915	JC0640140/4	J&RC-9547/4
ELRING	470.650	JS0701140/6*	J&RS-9389/6*
ELRING	473.550	JC0700630/4	J&RC-9298/4
ELRING	476.212	JC0590190/4*	J&RC-9361/4*
ELRING	481.300	JAA0010050/4 JUNTA ADMISSÃO	JAA9183/4 JUNTA ADMISSÃO
ELRING	490.150	JC48780/6	J&RC-9297/6
ELRING	491.430	JM14340/4 C/RET.	J&RMR-9084/4 C/RET.
ELRING	492.130	JM13860/4 C/RET.	J&RM-9206/4 C/RET.

Descrição do Produto / Radical MAHLE / Radical Metal Leve: Junta do Coletor de Escape / JA / JA ;
 Junta do Coletor de Admissão / JAA / JAA; Junta do Coletor de Admissão e Escape / JAAE / JAAE;
 Junta do Carter / JAC / JAC; Junta da Tampa de Válvulas / JAV / JAV; Junta da Válvula Termostática / JAVT / JAVT;
 Junta do Cabeçote / JC / J&RC; Jogo de Juntas Inferior do Motor / JI / J&RI; Jogo de Juntas do Motor / JM / J&RM;
 Jogo de Juntas Superior do Motor / JS / J&RS; Jogo de Parafusos do Cabeçote / PF / PF;
 * Itens sob Consulta



© MAHLE 2019/2020 | 449

CONVERSÕES		CÓDIGO MAHLE	CÓDIGO METAL LEVE
FABRICANTE	CÓDIGO		
ELRING	492.150	JM13860/6 C/RET.	J&RM-9206/6 C/RET.
ELRING	495.800	JS1400190/4*	J&RS-9401/4*
ELRING	495.840	JS1400220/4*	J&RS-9404/4*
ELRING	496.480	JS76540/6	J&RS-1253/6
ELRING	496.890	JS76550/6	J&RS-1800/6
ELRING	497.820	JS2710030/4*	J&RS-9517/4*
ELRING	497.830	JS2710060/4*	J&RS-9520/4*
ELRING	498.720	JS2710090/5*	J&RS-9526/5*
ELRING	498.770	JS0181070/4*	J&RS-9618/4*
ELRING	499.330	JM48510/4-98,5mm C/RET.	J&RM-1475/4-98,5mm C/RET.
ELRING	499.340	JM48930/5	J&RM-1894/5
ELRING	499.342	JM48940/5 C/RET.	J&RM-2095/5 C/RET.
ELRING	499.552	JM48940/6 C/RET.	J&RM-2095/6 C/RET.
ELRING	499.559	JM48930/6	J&RM-1894/6
ELRING	499.750	JS0510620/4*	J&RS-9332/4*
ELRING	499.770	JS0510620/4*	J&RS-9332/4*
ELRING	499.820	JS0510620/4*	J&RS-9332/4*
ELRING	504.080	JS0590010/4* S/ JUNTA CABEÇOTE	J&RS-9357/4* S/ JUNTA CABEÇOTE
ELRING	504.610	JC13900/1	J&RC-1945/1
ELRING	505.340	JC0440770/4*	J&RC-9481/4*
ELRING	506.801	JM14220/4 C/RET.	J&RMR-1261/4 C/RET.
ELRING	506.802	JM14222/4	J&RM-1261/4
ELRING	517.410	JC0180310/4*	J&RC-9368/4*
ELRING	522.230	JAA0180693/4* JUNTA ADMISSÃO	JAA9268/4* JUNTA ADMISSÃO
ELRING	523.080	JC0640130/4*	J&RC-9546/4*
ELRING	523.089	JC0640130/4*	J&RC-9546/4*
ELRING	524.620	JS0180530/4	J&RS-9328/4
ELRING	525.170	JAAE0180530/4* ADMISSÃO / ESCAPE	JAAE9328/4* ADMISSÃO / ESCAPE
ELRING	527.870	JC2080030/4	J&RC-9505/4
ELRING	527.920	JC0030120/4	J&RC-9609/4
ELRING	529.060	JS0440910/4	J&RS-9510/4
ELRING	529.610	JM0251200/4*	J&RM-9452/4*
ELRING	529.620	JS0251200/4*	J&RS-9452/4*
ELRING	529.680	JC2020400/3*	J&RC-9448/3*
ELRING	530.240	JC0440760/4* 1,40	J&RC-9477/4* 1,40
ELRING	530.241	JC0440760/4* 1,40	J&RC-9477/4* 1,40
ELRING	530.242	JC0440910/4*	J&RC-9510/4*
ELRING	530.590	JS0700140/4	J&RS-9356/4
ELRING	530.610	JS0701060/4	J&RS-9381/4
ELRING	538.232	JM48780/6 C/RET.	J&RM-9297/6 C/RET.
ELRING	539.181	JM48770/4 C/RET.	J&RM-9296/4 C/RET.
ELRING	540.320	JC25180/4	J&RC-1929/4
ELRING	540.420	JC0510780/4*	J&RC-9500/4*
ELRING	540.430	JC2110150/4*	J&RC-9544/4*
ELRING	540.470	JC0100580/6*	J&RC-9444/6*
ELRING	540.550	JC0632101/6*	J&RC-9580/6*
ELRING	540.560	JC0632100/6*	J&RC-9579/6*
ELRING	541.100	JC14550/6	J&RC-572/6
ELRING	541.450	JC14240/4	J&RC-1615/4
ELRING	541.936	JS13860/2 C/RET.	J&RS-9206/2 C/RET.
ELRING	542.421	JC14420/4	J&RC-1109/4
ELRING	542.960	JC14520/6	J&RC-1107/6
ELRING	544.990	JC14080/4	J&RC-1260/4
ELRING	545.890	JS0701190/4*	J&RS-9601/4*
ELRING	546.065	JC59490/4	J&RC-2092/4
ELRING	546.400	JC59000/4	J&RC-930/4
ELRING	554.931	JS0481020/4*	J&RS-9581/4*
ELRING	555.470	JC59100/4	J&RC-1052/4
ELRING	555.661	JC59201/4	J&RC-1632/4
ELRING	559.938	JM0100590/4*	J&RM-9446/4*
ELRING	560.250	JC14270/4	J&RC-1600/4
ELRING	560.260	JC14320/4	J&RC-2070/4
ELRING	561.730	JC70640/4	J&RC-1450/4
ELRING	561.730	JC70680/4	J&RC-1479/4
ELRING	563.145	JC0440320/4*	J&RC-9470/4*
ELRING	563.146	JC0440320/4*	J&RC-9470/4*
ELRING	563.309	JC13250/1	J&RC-1076/1
ELRING	565.270	JC70880/4	J&RC-1853/4

Descrição do Produto / Radical MAHLE / Radical Metal Leve: Junta do Coletor de Escape / JA / JA ;
 Junta do Coletor de Admissão / JAA / JAA; Junta do Coletor de Admissão e Escape / JAAE / JAAE;
 Junta do Carter / JAC / JAC; Junta da Tampa de Válvulas / JAV / JAV; Junta da Válvula Termostática / JAVT / JAVT;
 Junta do Cabeçote / JC / J&RC; Jogo de Juntas Inferior do Motor / JI / J&RI; Jogo de Juntas do Motor / JM /
 J&RM; Jogo de Juntas Superior do Motor / JS / J&RS; Jogo de Parafusos do Cabeçote / PF / PF;
 * Itens sob Consulta

CONVERSÕES		CÓDIGO MAHLE	CÓDIGO METAL LEVE
FABRICANTE	CÓDIGO		
ELRING	565.920	JC70590/4	J&RC-1092/4
ELRING	567.206	JC0141100/4*	J&RC-9623/4*
ELRING	567.248	JC0030120/4	J&RC-9609/4
ELRING	568.780	JC25110/4	J&RC-1902/4
ELRING	569.300	JC25020/4	J&RC-1638/4
ELRING	569.350	JC25040/4	J&RC-1829/4
ELRING	569.450	JS0590190/4*	J&RS-9361/4*
ELRING	576.501	JM25110/4 C/RET.	J&RMR-1902/4 C/RET.
ELRING	576.502	JM25112/4	J&RM-1902/4
ELRING	576.602	JM25070/4	J&RM-1639/4
ELRING	576.702	JM25040/4	J&RM-1829/4
ELRING	576.721	JM25020/4 C/RET.	J&RMR-1638/4 C/RET.
ELRING	576.724	JM25022/4	J&RM-1638/4
ELRING	576.783	JM25080/4 C/RET.	J&RMR-9248/4 C/RET.
ELRING	576.784	JM25082/4	J&RM-9248/4
ELRING	576.791	JM25042/4 C/RET.	J&RMR-1829/4 C/RET.
ELRING	576.792	JM25160/4	J&RM-2280/4
ELRING	577.140	JM59000/4	J&RM-930/4
ELRING	577.222	JM59100/4	J&RM-1052/4
ELRING	577.223	JM59100/4 C/RET.	J&RM-1052/4 C/RET.
ELRING	577.350	JM48990/6 C/RET.	J&RM-2395/6 C/RET.
ELRING	577.741	JM59201/4 C/RET.	J&RMR-1632/4 C/RET.
ELRING	577.742	JM59202/4	J&RM-1632/4
ELRING	578.851	JM70880/4 C/RET.	J&RMR-1853/4 C/RET.
ELRING	578.852	JM70880/4	J&RM-1853/4
ELRING	578.933	JM59490/4 C/RET.	J&RMR-2092/4 C/RET.
ELRING	578.934	JM59492/4	J&RM-2092/4
ELRING	579.161	JM14240/4 C/RET.	J&RMR-1615/4 C/RET.
ELRING	579.162	JM14242/4	J&RM-1615/4
ELRING	579.881	JM14420/4 C/RET.	J&RMR-1109/4 C/RET.
ELRING	579.882	JM14422/4	J&RM-1109/4
ELRING	579.942	JM14520/6	J&RM-1107/6
ELRING	580.041	JM14010/4 C/RET.	J&RMR-1147/4 C/RET.
ELRING	580.042	JM14012/4	J&RM-1147/4
ELRING	581.135	JS0440200/4* S/ JUNTA CABEÇOTE	J&RS-2377/4* S/ JUNTA CABEÇOTE
ELRING	581.136	JS0440200/4* S/ JUNTA CABEÇOTE	J&RS-2377/4* S/ JUNTA CABEÇOTE
ELRING	581.321	JM0180410/4*	J&RM-9328/4*
ELRING	582.721	JM14080/4 C/RET.	J&RMR-1260/4 C/RET.
ELRING	582.722	JM14082/4	J&RM-1260/4
ELRING	582.961	JM14270/4 C/RET.	J&RMR-1600/4 C/RET.
ELRING	582.962	JM14272/4	J&RM-1600/4
ELRING	583.111	JM14550/6	J&RM-572/6
ELRING	583.181	JM14140/4 C/RET.	J&RMR-2141/4 C/RET.
ELRING	583.181	JM14165/4 C/RET.	J&RMR-9186/4 C/RET.
ELRING	583.182	JM14142/4	J&RM-2141/4
ELRING	583.182	JM14167/4	J&RM-9186/4
ELRING	583.721	JM70680/4 C/RET.	J&RMR-1479/4 C/RET.
ELRING	583.722	JM70682/4	J&RM-1479/4
ELRING	583.831	JM70150/4 C/RET.	J&RMR-888/4 C/RET.
ELRING	583.871	JM70590/4 C/RET.	J&RMR-1092/4 C/RET.
ELRING	583.872	JM70592/4	J&RM-1092/4
ELRING	583.981	JM70670/4 C/RET.	J&RMR-1291/4 C/RET.
ELRING	583.982	JM70672/4	J&RM-1291/4
ELRING	584.814	JC14185/4	J&RC-9020/4
ELRING	584.814	JC14780/4	J&RC-9215/4
ELRING	585.064	JM59020/4	J&RM-9246/4
ELRING	585.240	JC13860/2 S/VEDADORES	J&RC-9206/2 S/VEDADORES
ELRING	585.880	JC14165/4	J&RC-9186/4
ELRING	586.098	JM25160/4 C/RET.	J&RMR-2280/4 C/RET.
ELRING	589.940	JM25600/4 C/RET.	J&RM-9016/4 C/RET.
ELRING	589.980	JM25600/4	J&RM-9016/4
ELRING	590.010	JC21380/6	J&RC-2304/6
ELRING	590.030	JC21380/4	J&RC-2304/4
ELRING	590.915	JM0440320/4*	J&RM-9470/4*
ELRING	590.916	JM0440320/4*	J&RM-9470/4*
ELRING	590.917	JM0440320/4*	J&RM-9470/4*
ELRING	591.203	JM0141100/4*	J&RM-9623/4*
ELRING	591.204	JM0141100/4*	J&RM-9623/4*

Descrição do Produto / Radical MAHLE / Radical Metal Leve: Junta do Coletor de Escape / JA / JA ;
 Junta do Coletor de Admissão / JAA / JAA; Junta do Coletor de Admissão e Escape / JAAE / JAAE;
 Junta do Câter / JAC / JAC; Junta da Tampa de Válvulas / JAV / JAV; Junta da Válvula Termostática / JAVT / JAVT;
 Junta do Cabeçote / JC / J&RC; Jogo de Juntas Inferior do Motor / JI / J&RI; Jogo de Juntas do Motor / JM / J&RM;
 Jogo de Juntas Superior do Motor / JS / J&RS; Jogo de Parafusos do Cabeçote / PF / PF;
 * Itens sob Consulta

CONVERSÕES		CÓDIGO MAHLE	CÓDIGO METAL LEVE
FABRICANTE	CÓDIGO		
ELRING	593.110	JM13930/4 C/RET.	J&RM-2104/4 C/RET.
ELRING	593.272	JM14182/4	J&RM-9019/4
ELRING	593.272	JM14842/4	J&RM-9212/4
ELRING	593.273	JM14180/4 C/RET.	J&RMR-9019/4 C/RET.
ELRING	593.273	JM14185/4 C/RET.	J&RMR-9020/4 C/RET.
ELRING	593.273	JM14840/4 C/RET.	J&RMR-9212/4 C/RET.
ELRING	593.283	JM25210/4 C/RET.	J&RMR-2328/4 C/RET.
ELRING	593.284	JM25210/4	J&RM-2328/4
ELRING	593.293	JM14290/4 C/RET.	J&RMR-1921/4 C/RET.
ELRING	593.294	JM14290/4	J&RM-1921/4
ELRING	593.330	JM13910/6 C/RET.	J&RM-2387/6 C/RET.
ELRING	593.333	JM25180/4	J&RM-1929/4
ELRING	593.334	JM25180/4 C/RET.	J&RMR-1929/4 C/RET.
ELRING	593.730	JM14320/4 C/RET.	J&RMR-2070/4 C/RET.
ELRING	593.732	JM14320/4	J&RM-2070/4
ELRING	593.960	JM70870/4 C/RET.	J&RMR-1919/4 C/RET.
ELRING	593.961	JM70872/4	J&RM-1919/4
ELRING	594.172	JM14340/4	J&RM-9084/4
ELRING	596.395	JM59040/4	J&RM-9247/4
ELRING	596.400	JC59040/4	J&RC-9247/4
ELRING	599.354	JM76061/8 C/RET.	J&RM-9022/8 C/RET.
ELRING	600.740	JC13510/4	J&RC-2301/4
ELRING	600.820	JS21380/4 C/RET.	J&RS-2304/4 C/RET.
ELRING	600.840	JS21380/6 C/RET.	J&RS-2304/6 C/RET.
ELRING	600.850	JM13510/4 C/RET.	J&RM-2301/4 C/RET.
ELRING	600.854	JM21380/4 C/RET.	J&RM-2304/4 C/RET.
ELRING	600.872	JM21380/6 C/RET.	J&RM-2304/6 C/RET.
ELRING	600.874	JI21380/4 C/RET.	J&RI-2304/4 C/RET.
ELRING	600.876	JI21380/6 C/RET.	J&RI-2304/6 C/RET.
ELRING	600.880	JC13500/6	J&RC-2157/6
ELRING	601.883	JC21260/6	J&RC-9168/6
ELRING	601.919	JS21260/6 C/RET.	J&RS-9168/6 C/RET.
ELRING	601.921	JI21260/6 C/RET.	J&RI-9168/6 C/RET.
ELRING	625.670	JS0700080/4	J&RS-9355/4
ELRING	627.651	JC0701040/6*	J&RC-9379/6*
ELRING	627.810	JC0700080/4	J&RC-9355/4
ELRING	630.190	JS0701110/4	J&RS-9386/4
ELRING	632.565	JC0701140/6	J&RC-9389/6
ELRING	633.180	JC0481020/4	J&RC-9581/4
ELRING	633.350	JAV0701060/4* JUNTA TAMPA VÁLVULA	JAV9381/4* JUNTA TAMPA VÁLVULA
ELRING	633.580	JM0481050/6*	J&RM-9582/6*
ELRING	646.480	JC59520/4	J&RC-9164/4
ELRING	646.811	JC0591100/4*	J&RC-9450/4*
ELRING	646.813	JC0591100/4*	J&RC-9450/4*
ELRING	687.344	JC0252200/5*	J&RC-9535/5*
ELRING	687.851	JC0252200/5*	J&RC-9535/5*
ELRING	693.421	JC0480340/4*	J&RC-9558/4*
ELRING	693.693	JAV0140380/6* JUNTA TAMPA VÁLVULA	JAV9471/6* JUNTA TAMPA VÁLVULA
ELRING	694.541	JS0480330/4*	J&RS-9214/4*
ELRING	702.219	JC0440320/4* 1,50	J&RC-9470/4* 1,50
ELRING	702.455	JS0140380/6*	J&RS-9471/6*
ELRING	702.456	JS0140380/6*	J&RS-9471/6*
ELRING	702.471	JC0140380/6*	J&RC-9471/6*
ELRING	704.310	JC0010330/3*	J&RC-9525/3*
ELRING	704.670	JS0510620/4*	J&RS-9332/4*
ELRING	704.680	JS0510640/4*	J&RS-9334/4*
ELRING	705.110	JAC0510790/4* JUNTA TAMPA DO CÂRTER	JAC9501/4* JUNTA TAMPA DO CÂRTER
ELRING	706.860	JC0870600/4	J&RC-9552/4
ELRING	706.980	JM0591190/4*	J&RM-9538/4*
ELRING	707.100	JS0590610/4*	J&RS-9553/4*
ELRING	707.660	PF0590065*	PF0590065*
ELRING	707.680	PF2110003*	PF2110003*
ELRING	707.860	JC0631400/4*	J&RC-9569/4*
ELRING	707.890	JM0631300/4*	J&RM-9568/4*
ELRING	707.910	JS0631300/4	J&RS-9568/4
ELRING	707.940	JS0631600/4*	J&RS-9571/4*
ELRING	707.960	JAV0631600/4* JUNTA TAMPA VÁLVULA	JAV9571/4* JUNTA TAMPA VÁLVULA
ELRING	707.990	JS0631600/4*	J&RS-9571/4*

Descrição do Produto / Radical MAHLE / Radical Metal Leve: Junta do Coletor de Escape / JA / JA ;
 Junta do Coletor de Admissão / JAA / JAA; Junta do Coletor de Admissão e Escape / JAAE / JAAE;
 Junta do Câter / JAC / JAC; Junta da Tampa de Válvulas / JAV / JAV; Junta da Válvula Termostática / JAVT / JAVT;
 Junta do Cabeçote / JC / J&RC; Jogo de Juntas Inferior do Motor / JI / J&RI; Jogo de Juntas do Motor / JM /
 J&RM; Jogo de Juntas Superior do Motor / JS / J&RS; Jogo de Parafusos do Cabeçote / PF / PF;
 * Itens sob Consulta

CONVERSÕES		CÓDIGO MAHLE	CÓDIGO METAL LEVE
FABRICANTE	CÓDIGO		
ELRING	708.000	JM0631500/4*	J&RM-9570/4*
ELRING	708.040	JC63030/4	J&RC-9314/4
ELRING	708.210	PF0630061*	PF0630061*
ELRING	708.240	PF0630042*	PF0630042*
ELRING	708.270	PF0630062*	PF0630062*
ELRING	708.340	PF0630061*	PF0630061*
ELRING	709.000	JM0100650/4*	J&RM-9461/4*
ELRING	709.010	JS0100650/4*	J&RS-9461/4*
ELRING	709.020	JC0100650/4*	J&RC-9461/4*
ELRING	709.060	JM0100650/4*	J&RM-9461/4*
ELRING	709.070	JS0100650/4*	J&RS-9461/4*
ELRING	709.100	JC0100650/4*	J&RC-9461/4*
ELRING	709.270	PF1950060*	PF1950060*
ELRING	710.360	JM0250900/4*	J&RM-9479/4*
ELRING	710.380	JC0250900/4*	J&RC-9479/4*
ELRING	710.380	JC25600/4	J&RC-9016/4
ELRING	710.420	JM0252100/4	J&RM-9534/4
ELRING	710.430	JS0251700/4	J&RS-1700/4
ELRING	710.431	JS0251700/4	J&RS-1700/4
ELRING	710.440	JC1980270/4*	J&RC-9426/4*
ELRING	710.460	JS1980270/4*	J&RS-9426/4*
ELRING	710.461	JS1980310/4*	J&RS-9422/4*
ELRING	710.490	JM0251600/5	J&RM-9493/5
ELRING	710.491	JM0251600/5	J&RM-9493/5
ELRING	710.510	JS0251600/5	J&RS-9493/5
ELRING	710.520	JC0251600/5	J&RC-9493/5
ELRING	712.260	JS0480720/4	J&RS-9565/4
ELRING	712.290	JS0481060/4	J&RS-9585/4
ELRING	712.310	JS0481070/4*	J&RS-9631/4*
ELRING	712.320	JS0481060/4	J&RS-9585/4
ELRING	712.340	JS0481000/4*	J&RS-9434/4*
ELRING	712.370	JS0481000/4*	J&RS-9434/4*
ELRING	712.430	JC0481000/4*	J&RC-9434/4*
ELRING	746.420	JS0481070/4*	J&RS-9631/4*
ELRING	746.901	JC1400250/6*	J&RC-9409/6*
ELRING	746.902	JC1400250/6*	J&RC-9409/6*
ELRING	749.370	JC1400120/6*	J&RC-9394/6*
ELRING	749.541	JC48600/3	J&RC-900/3
ELRING	749.621	JC0480330/4*	J&RC-9214/4*
ELRING	752.193	JAV0140380/6* JUNTA TAMPA VÁLVULA	JAV9471/6* JUNTA TAMPA VÁLVULA
ELRING	752.526	JS0140380/6*	J&RS-9471/6*
ELRING	752.968	JM195010/4 C/RET.	J&RMR-9115/4 C/RET.
ELRING	752.976	JS1950010/4 S/ JUNTA CABEÇOTE	J&RS-9115/4 S/ JUNTA CABEÇOTE
ELRING	752.991	JM0100590/4*	J&RM-9446/4*
ELRING	753.476	JS0140380/6*	J&RS-9471/6*
ELRING	757.047	JC0480330/4*	J&RC-9214/4*
ELRING	758.120	PF0440008*	PF0440008*
ELRING	758.220	PF0440012*	PF0440012*
ELRING	758.290	PF0440008*	PF0440008*
ELRING	758.300	PF0440013*	PF0440013*
ELRING	758.338	JC2710010/6*	J&RC-9515/6*
ELRING	758.850	PF0180040*	PF0180040*
ELRING	759.030	PF0180037*	PF0180037*
ELRING	759.040	PF0180038*	PF0180038*
ELRING	759.180	PF0180040*	PF0180040*
ELRING	759.370	PF0180038*	PF0180038*
ELRING	760.280	PF0660092*	PF0660092*
ELRING	760.290	PF0010017*	PF0010017*
ELRING	760.300	PF0010017*	PF0010017*
ELRING	760.650	PF0250006*	PF0250006*
ELRING	760.676	JC48350/6-98,5mm	J&RC-9041/6-98,5mm
ELRING	760.720	PF0250006*	PF0250006*
ELRING	760.870	PF0440011*	PF0440011*
ELRING	761.292	JC0251300/4	J&RC-9456/4
ELRING	761.293	JC0251300/4	J&RC-9456/4
ELRING	762.820	JC0481020/4	J&RC-9581/4
ELRING	762.821	JC0481020/4	J&RC-9581/4
ELRING	763.012	JC48510/4-98,5mm	J&RC-1475/4-98,5mm

Descrição do Produto / Radical MAHLE / Radical Metal Leve: Junta do Coletor de Escape / JA / JA ;
 Junta do Coletor de Admissão / JAA / JAA; Junta do Coletor de Admissão e Escape / JAAE / JAAE;
 Junta do Câter / JAC / JAC; Junta da Tampa de Válvulas / JAV / JAV; Junta da Válvula Termostática / JAVT / JAVT;
 Junta do Cabeçote / JC / J&RC; Jogo de Juntas Inferior do Motor / JI / J&RI; Jogo de Juntas do Motor / JM / J&RM;
 Jogo de Juntas Superior do Motor / JS / J&RS; Jogo de Parafusos do Cabeçote / PF / PF;
 * Itens sob Consulta

CONVERSÕES		CÓDIGO MAHLE	CÓDIGO METAL LEVE
FABRICANTE	CÓDIGO		
ELRING	763.845	JC0140300/4*	J&RC-9074/4*
ELRING	763.853	JAV0140300/4* JUNTA TAMPA VÁLVULA	JAV9074/4* JUNTA TAMPA VÁLVULA
ELRING	763.896	JS0140300/4*	J&RS-9074/4*
ELRING	763.897	JS0140300/4*	J&RS-9074/4*
ELRING	764.701	JC0480340/4*	J&RC-9558/4*
ELRING	764.702	JC0480340/4*	J&RC-9558/4*
ELRING	764.703	JC0480340/4*	J&RC-9558/4*
ELRING	767.859	JC1400150/4*	J&RC-9397/4*
ELRING	767.867	JAV1400150/4* JUNTA TAMPA VÁLVULA	JAV9397/4* JUNTA TAMPA VÁLVULA
ELRING	776.416	JAV0440760/4 JUNTA TAMPA VÁLVULA	JAV9477/4 JUNTA TAMPA VÁLVULA
ELRING	776.424	JC0440760/4* 1,40	J&RC-9477/4* 1,40
ELRING	776.777	JC0480330/4*	J&RC-9214/4*
ELRING	776.778	JC0480330/4*	J&RC-9214/4*
ELRING	802.740	PF1400050*	PF1400050*
ELRING	802.820	PF1400100*	PF1400100*
ELRING	802.870	PF0590021*	PF0590021*
ELRING	802.970	PF0140055*	PF0140055*
ELRING	803.060	PF0140070*	PF0140070*
ELRING	803.180	PF0590001*	PF0590001*
ELRING	803.320	PF0700076*	PF0700076*
ELRING	803.430	PF0700093*	PF0700093*
ELRING	803.740	PF0700093*	PF0700093*
ELRING	804.250	PF0700051*	PF0700051*
ELRING	804.870	PF0700076*	PF0700076*
ELRING	805.141	JC0010040/4*	J&RC-1085/4*
ELRING	816.205	JS0480330/4*	J&RS-9214/4*
ELRING	818.003	JC0080100/4*	J&RC-9545/4*
ELRING	818.011	JAV0080100/4* JUNTA TAMPA VÁLVULA	JAV9545/4* JUNTA TAMPA VÁLVULA
ELRING	819.824	PF0700004*	PF0700004*
ELRING	819.832	PF0700004*	PF0700004*
ELRING	820.114	PF0480030*	PF0480030*
ELRING	820.199	PF0480044*	PF0480044*
ELRING	820.210	PF0480030*	PF0480030*
ELRING	829.618	JC48600/2	J&RC-900/2
ELRING	830.151	JC0481000/4*	J&RC-9434/4*
ELRING	830.152	JC0481000/4*	J&RC-9434/4*
ELRING	830.153	JC0481000/4*	J&RC-9434/4*
ELRING	830.154	JC0481000/4*	J&RC-9434/4*
ELRING	830.156	JC0481000/4*	J&RC-9434/4*
ELRING	830.157	JC0481000/4*	J&RC-9434/4*
ELRING	830.158	JC0481000/4*	J&RC-9434/4*
ELRING	850.271	JS0440200/4* S/ JUNTA CABEÇOTE	J&RS-2377/4* S/ JUNTA CABEÇOTE
ELRING	851.090	JC0440040/4	J&RC-9467/4
ELRING	851.100	JC0440800/4*	J&RC-9484/4*
ELRING	851.110	JC0440350/4*	J&RC-9482/4*
ELRING	851.291	JS0440710/4* S/ JUNTA CABEÇOTE	J&RS-9464/4* S/ JUNTA CABEÇOTE
ELRING	851.360	JS0440360/4* S/ JUNTA CABEÇOTE	J&RS-9453/4* S/ JUNTA CABEÇOTE
ELRING	851.361	JS0440360/4* S/ JUNTA CABEÇOTE	J&RS-9453/4* S/ JUNTA CABEÇOTE
ELRING	852.010	JS0180100/4	J&RS-9226/4
ELRING	863.080	JS0180100/4	J&RC-9358/4* 1,20
ELRING	863.110	JS0180100/4	J&RC-9358/4* 1,30
ELRING	863.120	JS0180100/4	J&RC-9358/4* 1,40
ELRING	863.130	JS0180100/4	J&RC-9358/4* 1,50
ELRING	863.150	JS0180100/4	J&RM-9360/4* S/ JUNTA CABEÇOTE
ELRING	863.160	JS0012400/4* S/ JUNTA CABEÇOTE	J&RS-9536/4* S/ JUNTA CABEÇOTE
ELRING	863.170	J10010090/4*	J&RI-9360/4*
ELRING	864.040	JAV0590610/4* JUNTA TAMPA VÁLVULA	JAV9553/4* JUNTA TAMPA VÁLVULA
ELRING	864.250	JC51660/4	J&RC-9336/4
ELRING	889.194	JC1400170/4*	J&RC-9399/4*
ELRING	890.473	JAV1400210/6* JUNTA TAMPA VÁLVULA	JAV9403/6* JUNTA TAMPA VÁLVULA
ELRING	892.009	JAV1950310/4* JUNTA TAMPA VÁLVULA	JAV9366/4* JUNTA TAMPA VÁLVULA
ELRING	892.513	JM0480330/4*	J&RM-9214/4*
ELRING	892.998	JC0140380/6*	J&RC-9471/6*
ELRING	893.472	JC76061/1	J&RC-9022/1
ELRING	893.811	JC1400140/6*	J&RC-9396/6*
ELRING	893.812	JC1400140/6*	J&RC-9396/6*
ELRING	893.846	JS1400140/6*	J&RS-9396/6*
ELRING	896.510	JC48930/1	J&RC-1894/1

Descrição do Produto / Radical MAHLE / Radical Metal Leve: Junta do Coletor de Escape / JA / JA ;
 Junta do Coletor de Admissão / JAA / JAA; Junta do Coletor de Admissão e Escape / JAAE / JAAE;
 Junta do Carter / JAC / JAC; Junta da Tampa de Válvulas / JAV / JAV; Junta da Válvula Termostática / JAVT / JAVT;
 Junta do Cabeçote / JC / J&RC; Jogo de Juntas Inferior do Motor / JI / J&RI; Jogo de Juntas do Motor / JM /
 J&RM; Jogo de Juntas Superior do Motor / JS / J&RS; Jogo de Parafusos do Cabeçote / PF / PF;
 * Itens sob Consulta

TABELA DE CONVERSÃO / CROSS REFERENCE

MAHLE

CONVERSÕES		CÓDIGO MAHLE	CÓDIGO METAL LEVE
FABRICANTE	CÓDIGO		
ELRING	899.895	JS0481070/4*	J&RS-9631/4*
ELRING	900.079	JAV0481050/6* JUNTA TAMPA VÁLVULA	JAV9582/6* JUNTA TAMPA VÁLVULA
ELRING	900.133	JAV0481050/6* JUNTA TAMPA VÁLVULA	JAV9582/6* JUNTA TAMPA VÁLVULA
ELRING	909.070	JS0100650/4*	J&RS-9461/4*
ELRING	914.320	JC0140380/6*	J&RC-9471/6*
ELRING	914.436	JC1400135/6* 1,64	J&RC-9629/6* 1,64
ELRING	914.452	JC1400130/6* 1,64	J&RC-9395/6* 1,64
ELRING	914.495	JC1400140/6*	J&RC-9396/6*
ELRING	914.525	JC1400160/4*	J&RC-9398/4*
ELRING	914.533	JC1400165/4	J&RC-9630/4
ELRING	914.630	JAV0591190/4* JUNTA TAMPA VÁLVULA	JAV9538/4* JUNTA TAMPA VÁLVULA
ELRING	914.657	JS1400150/4*	J&RS-9397/4*
ELRING	914.789	JS0480750/4	J&RS-9563/4
ELRING	914.801	JC2710050/6*	J&RC-9519/6*
ELRING	914.873	JC0700040/4* 1,61	J&RC-9624/4* 1,61
ELRING	915.173	JS0701150/5 S/ JUNTA CABEÇOTE	J&RS-9392/5 S/ JUNTA CABEÇOTE
ELRING	916.058	JC2180210/4*	J&RC-9548/4*
ELRING	916.059	JC2180210/4*	J&RC-9548/4*
ELRING	916.471	JC57850/4	J&RC-9059/4
ELRING	917.907	JC0591330/4*	J&RC-9593/4*
ELRING	917.908	JC0591330/4*	J&RC-9593/4*
ELRING	919.594	JC0140300/4*	J&RC-9074/4*
ELRING	919.608	JS0140300/4*	J&RS-9074/4*
ELRING	920.134	JM08020/4 C/RET.	J&RMR-9323/4 C/RET.
ELRING	920.142	JC0080020/4*	J&RC-9323/4*
ELRING	920.282	JC63040/4	J&RC-9315/4
ELRING	920.290	JS0510620/4*	J&RS-9332/4*
ELRING	920.305	JC51620/4	J&RC-9332/4
ELRING	920.320	JS0510620/4*	J&RS-9332/4*
ELRING	920.321	JS0510620/4*	J&RS-9332/4*
ELRING	920.460	JC195010/4	J&RC-9115/4
ELRING	920.487	JC0100560/4*	J&RC-9440/4*
ELRING	921.998	JAV0760115/6* JUNTA TAMPA VÁLVULA	JAV9372/6* JUNTA TAMPA VÁLVULA
ELRING	922.332	JM76550/6 C/RET.	J&RM-1800/6 C/RET.
ELRING	922.501	JC57200/4	J&RC-1097/4
ELRING	984.095	JS0440200/4* S/ JUNTA CABEÇOTE	J&RS-2377/4* S/ JUNTA CABEÇOTE
ELRING	984.133	JC0440910/4*	J&RC-9510/4*
ELRING	984.134	JC0440910/4*	J&RC-9510/4*
ELRING	984.249	JC0180410/4*	J&RC-9328/4*
ELRING	984.703	JC18220/4	J&RC-9330/4
ELRING	984.770	JS0180430/4*	J&RS-9465/4*
ELRING	986.305	JC0010090/4* 1,80	J&RC-9360/4* 1,80
ELRING	986.747	JS0440910/4	J&RS-9510/4
FEL-PRO	57230	JC0080100/4*	J&RC-9545/4*
FEL-PRO	57440	JC0141100/4*	J&RC-9623/4*
FEL-PRO	8993 PT-1	JC0591300/4	J&RC-9564/4
FEL-PRO	9076 PT	JC1210020/6	J&RC-9529/6
FEL-PRO	9112 PT	JC0100580/6*	J&RC-9444/6*
FEL-PRO	9114 PT	JC0180340/4*	J&RC-9369/4*
FEL-PRO	9117 PT	JC0080100/4*	J&RC-9545/4*
FEL-PRO	9196 PT	JC0100600/4*	J&RC-9449/4*
FEL-PRO	9228 HPT	JC0030120/4	J&RC-9609/4
FEL-PRO	9228 PT	JC0030120/4	J&RC-9609/4
FEL-PRO	9384 B	JC0180410/4*	J&RC-9328/4*
FEL-PRO	9384 B-1	JC0180410/4*	J&RC-9328/4*
FEL-PRO	9451 PT-1	JC0510790/4*	J&RC-9501/4*
FEL-PRO	9571 PT	JC0030120/4	J&RC-9609/4
FEL-PRO	9572 PT	JC0030120/4	J&RC-9609/4
FEL-PRO	9623 PT	JC0080100/4*	J&RC-9545/4*
FEL-PRO	9627 PT	JC0100560/4*	J&RC-9440/4*
FEL-PRO	9651 PT	JC0141030/3*	J&RC-9413/3*
FEL-PRO	9683 PT	JC0080020/4*	J&RC-9323/4*
FEL-PRO	9683 PT-1	JC0080030/4	J&RC-9324/4
FEL-PRO	9724 PT-1	JC0591201/6*	J&RC-9542/6*
FEL-PRO	9725 PT-1	JC0591200/6*	J&RC-9541/6*
FEL-PRO	9728 PT	JC0632101/6*	J&RC-9580/6*
FEL-PRO	9815 PT	JC0632100/6*	J&RC-9579/6*
FEL-PRO	9819 PT	JC0030110/4*	J&RC-9607/4*

Descrição do Produto / Radical MAHLE / Radical Metal Leve: Junta do Coletor de Escape / JA / JA ;
 Junta do Coletor de Admissão / JAA / JAA; Junta do Coletor de Admissão e Escape / JAAE / JAAE;
 Junta do Câster / JAC / JAC; Junta da Tampa de Válvulas / JAV / JAV; Junta da Válvula Termostática / JAVT / JAVT;
 Junta do Cabeçote / JC / J&RC; Jogo de Juntas Inferior do Motor / JI / J&RI; Jogo de Juntas do Motor / JM / J&RM;
 Jogo de Juntas Superior do Motor / JS / J&RS; Jogo de Parafusos do Cabeçote / PF / PF;
 * Itens sob Consulta



© MAHLE 2019/2020 | 455

CONVERSÕES		CÓDIGO MAHLE	CÓDIGO METAL LEVE
FABRICANTE	CÓDIGO		
FEL-PRO	9842 PT	JC1950400/4*	J&RC-9458/4*
FEL-PRO	9854 PT	JC2250000/4*	J&RC-9551/4*
FEL-PRO	9887 PT	JC0100650/4*	J&RC-9461/4*
FEL-PRO	9932 PT	JC0100630/4*	J&RC-9459/4*
FEL-PRO	9933 PT	JC0080020/4*	J&RC-9323/4*
FEL-PRO	CS 9711	J10100610/4*	J&RI-9553/4*
FEL-PRO	FS 57440	JM0141100/4*	J&RM-9623/4*
FEL-PRO	FS 8157 B	JM0480330/4*	J&RM-9214/4*
FEL-PRO	HS 8114 PT-1	JS0180340/4*	J&RS-9369/4*
FEL-PRO	HS 8628 B	JS0591170/6*	J&RS-9530/4*
FEL-PRO	HS 8807 PT-2 + CS 8807-1	JM0632300/4*	J&RM-9587/4*
FEL-PRO	HS 9005 PT	JS0591070/4*	J&RS-9436/4*
FEL-PRO	HS 9036 PT	JS0100500/4*	J&RS-9419/4*
FEL-PRO	HS 9037 PT	JS0100520/6*	J&RS-9421/6*
FEL-PRO	HS 9076 PT-2	JS1210020/6*	J&RS-9529/6*
FEL-PRO	HS 9076 PT-2 + CS 8169-3	JM1210020/6*	J&RM-9529/6*
FEL-PRO	HS 9081 PT	JS0591080/6	J&RS-9437/6
FEL-PRO	HS 9112 PT	JS0100580/6*	J&RS-9444/6*
FEL-PRO	HS 9112 PT-1	JS0100580/6*	J&RS-9444/6*
FEL-PRO	HS 9112 PT-1 + CS 9112	JM0100580/6*	J&RM-9444/6*
FEL-PRO	HS 9112 PT-2	JS0100580/6*	J&RS-9444/6*
FEL-PRO	HS 9114 PT-1	JS0180340/4*	J&RS-9369/4*
FEL-PRO	HS 9123 PT	JS0510620/4*	J&RS-9332/4*
FEL-PRO	HS 9123 PT-2	JS0510620/4*	J&RS-9332/4*
FEL-PRO	HS 9123 PT-3	JS0510620/4*	J&RS-9332/4*
FEL-PRO	HS 9196 PT	JS1210010/4*	J&RS-9528/4*
FEL-PRO	HS 9196 PT-3	JS1210030/4*	J&RS-9531/4*
FEL-PRO	HS 9274 PT-2	JS0510700/4*	J&RS-9363/4*
FEL-PRO	HS 9352 PT-1 + CS 8767-1	JM0100590/4*	J&RM-9446/4*
FEL-PRO	HS 9352 PT-2 + CS 8767-1	JM0100590/4*	J&RM-9446/4*
FEL-PRO	HS 9544 B	JS0180430/4*	J&RS-9465/4*
FEL-PRO	HS 9571 PT5	JS0030120/4*	J&RS-9609/4*
FEL-PRO	HS 9604 PT	JS0631600/4*	J&RS-9571/4*
FEL-PRO	HS 9623 PT-1	JS0080100/4*	J&RS-9545/4*
FEL-PRO	HS 9627 PT	JS2080000/4	J&RS-9502/4
FEL-PRO	HS 9627 PT-2	JS2080000/4	J&RS-9502/4
FEL-PRO	HS 9627 PT-2	JS2080040/4*	J&RS-9506/4*
FEL-PRO	HS 9627 PT-3	JS0100560/4*	J&RS-9440/4*
FEL-PRO	HS 9651 PT	JS0141030/3*	J&RS-9413/3*
FEL-PRO	HS 9683 PT-1	JS0080030/4*	J&RS-9324/4*
FEL-PRO	HS 9711 PT	JS0590610/4*	J&RS-9553/4*
FEL-PRO	HS 9717 PT + CS 9696	JM0591190/4*	J&RM-9538/4*
FEL-PRO	HS 9821 PT	JS0030120/4*	J&RS-9609/4*
FEL-PRO	HS 9821 PT + CS 9228-2	JM0030120/4*	J&RM-9609/4*
FEL-PRO	HS 9831 PT + CS 9831	JM0631500/4*	J&RM-9570/4*
FEL-PRO	HS 9854 PT	JS2250000/4*	J&RS-9551/4*
FEL-PRO	HS 9861 PT	JS0631300/4	J&RS-9568/4
FEL-PRO	HS 9861 PT + CS 9861	JM0631300/4*	J&RM-9568/4*
FEL-PRO	HS 9887 PT	JS0100650/4*	J&RS-9461/4*
FEL-PRO	HS 9887 PT-1	JS0100650/4*	J&RS-9461/4*
FEL-PRO	HS 9898 PT-1	JS0100610/6*	J&RS-9454/6*
FEL-PRO	HS 9915 PT	JS0510640/4*	J&RS-9334/4*
FEL-PRO	HS 9930 PT + CS 9691-1	JM2110140/4*	J&RM-9543/4*
FEL-PRO	HS 9932 PT	JS0100630/4*	J&RS-9459/4*
FEL-PRO	HS 9932 PT	JS0100660/4*	J&RS-9462/4*
FEL-PRO	HS 9932 PT-1	JS0100630/4*	J&RS-9459/4*
FEL-PRO	HS 9955 PT	JS0631900/4*	J&RS-9575/4*
FEL-PRO	HS 9958 PT-1	JS0510720/2*	J&RS-9476/4*
FEL-PRO	KS 2807	JM0632300/4*	J&RM-9587/4*
FEL-PRO	KS2121	JM0100580/6*	J&RM-9444/6*
FEL-PRO	MS 91719-1	JAAE1950010/4* ADMISSÃO / ESCAPE	JAAE9115/4* ADMISSÃO / ESCAPE
FEL-PRO	OS 30542 R	JAC0510790/4* JUNTA TAMPA DO CÁRTER	JAC9501/4* JUNTA TAMPA DO CÁRTER
FEL-PRO	VS 50026 R-1	JAV0100580/6* JUNTA TAMPA VÁLVULA	JAV9444/6* JUNTA TAMPA VÁLVULA
FEL-PRO	VS 50173 R	JAV0100580/6* JUNTA TAMPA VÁLVULA	JAV9444/6* JUNTA TAMPA VÁLVULA
FEL-PRO	VS 50233 R	JAV1950010/4* JUNTA TAMPA VÁLVULA	JAV9115/4* JUNTA TAMPA VÁLVULA
FEL-PRO	VS 50269 R	JAV1950310/4* JUNTA TAMPA VÁLVULA	JAV9366/4* JUNTA TAMPA VÁLVULA
FEL-PRO	VS 50323 C	JAV0080100/4* JUNTA TAMPA VÁLVULA	JAV9545/4* JUNTA TAMPA VÁLVULA
FEL-PRO	VS 50364 R	JAV0591190/4* JUNTA TAMPA VÁLVULA	JAV9538/4* JUNTA TAMPA VÁLVULA

Descrição do Produto / Radical MAHLE / Radical Metal Leve: Junta do Coletor de Escape / JA / JA ; Junta do Coletor de Admissão / JAA / JAA; Junta do Coletor de Admissão e Escape / JAAE / JAAE; Junta do Cáter / JAC / JAC; Junta da Tampa de Válvulas / JAV / JAV; Junta da Válvula Termostática / JAVT / JAVT; Junta do Cabeçote / JC / J&RC; Jogo de Juntas Inferior do Motor / JI / J&RI; Jogo de Juntas do Motor / JM / J&RM; Jogo de Juntas Superior do Motor / JS / J&RS; Jogo de Parafusos do Cabeçote / PF / PF;

* Itens sob Consulta

TABELA DE CONVERSÃO / CROSS REFERENCE

CONVERSÕES		CÓDIGO MAHLE	CÓDIGO METAL LEVE
FABRICANTE	CÓDIGO		
FEL-PRO	VS 50365 R	JAV0510760/4* JUNTA TAMPA VÁLVULA	JAV9498/4* JUNTA TAMPA VÁLVULA
FEL-PRO	VS 50428 R	JAV0590610/4* JUNTA TAMPA VÁLVULA	JAV9553/4* JUNTA TAMPA VÁLVULA
FEL-PRO	VS 50440 R	JAV0631600/4* JUNTA TAMPA VÁLVULA	JAV9571/4* JUNTA TAMPA VÁLVULA
GOETZE	20-028866-00	JC2250000/4*	J&RC-9551/4*
GOETZE	20-24065-00	JM0480330/4*	J&RM-9214/4*
GOETZE	20-24065-01	JM0480330/4*	J&RM-9214/4*
GOETZE	20-24065-01/0	JM0480330/4*	J&RM-9214/4*
GOETZE	20-25203-00	JM0440320/4*	J&RM-9470/4*
GOETZE	20-25351-02	JM0251200/4*	J&RM-9452/4*
GOETZE	20-26005-01	JM0480870/4*	J&RM-9560/4*
GOETZE	20-26693-00	JM0251200/4*	J&RM-9452/4*
GOETZE	20-26719-00	JM0100590/4*	J&RM-9446/4*
GOETZE	20-26719-01	JM0100590/4*	J&RM-9446/4*
GOETZE	20-26853-00	JM0440760/4*	J&RM-9477/4*
GOETZE	20-26859-00	JM0440320/4*	J&RM-9470/4*
GOETZE	20-27452-00	JM0251600/5	J&RM-9493/5
GOETZE	20-27452-00/0	JM0251600/5	J&RM-9493/5
GOETZE	20-27452-02/0	JM0251900/5*	J&RM-9527/5*
GOETZE	20-27867-03/0	JM0012400/4* S/ JUNTA CABEÇOTE	J&RM-9630/4* S/ JUNTA CABEÇOTE
GOETZE	20-28006-00	JM2110140/4*	J&RM-9543/4*
GOETZE	20-28006-00/0	JM2110140/4*	J&RM-9543/4*
GOETZE	20-28007-00	JM0591190/4*	J&RM-9538/4*
GOETZE	20-28007-00/0	JM0591190/4*	J&RM-9538/4*
GOETZE	20-28075-02	JM0632300/4*	J&RM-9587/4*
GOETZE	20-28075-02/0	JM0632300/4*	J&RM-9587/4*
GOETZE	20-28081-00	JM0632300/4*	J&RM-9587/4*
GOETZE	20-28081-02	JM0632300/4*	J&RM-9587/4*
GOETZE	20-28096-01	JM0630720/4* S/ JUNTA CABEÇOTE	J&RM-9321/4* S/ JUNTA CABEÇOTE
GOETZE	20-28102-00	JM0631500/4*	J&RM-9570/4*
GOETZE	20-28102-00/0	JM0631500/4*	J&RM-9570/4*
GOETZE	20-28103-00	JM0631300/4*	J&RM-9568/4*
GOETZE	20-28103-00/0	JM0631300/4*	J&RM-9568/4*
GOETZE	20-28108-00	JM0630720/4* S/ JUNTA CABEÇOTE	J&RM-9321/4* S/ JUNTA CABEÇOTE
GOETZE	20-28108-00/0	JM0630720/4* S/ JUNTA CABEÇOTE	J&RM-9321/4* S/ JUNTA CABEÇOTE
GOETZE	20-28127-00	JM0141100/4*	J&RM-9623/4*
GOETZE	20-28127-00/0	JM0141100/4*	J&RM-9623/4*
GOETZE	20-28127-01	JM0141100/4*	J&RM-9623/4*
GOETZE	20-28200-00/0	JM0100580/6*	J&RM-9444/6*
GOETZE	20-28203-00	JM0100560/4*	J&RM-9440/4*
GOETZE	20-28203-00/0	JM0100560/4*	J&RM-9440/4*
GOETZE	20-28224-00/0	JM0100590/4*	J&RM-9446/4*
GOETZE	20-28265-00	JM0591340/4* S/ JUNTA CABEÇOTE	J&RM-9599/4* S/ JUNTA CABEÇOTE
GOETZE	20-28265-00/0	JM0591340/4* S/ JUNTA CABEÇOTE	J&RM-9599/4* S/ JUNTA CABEÇOTE
GOETZE	20-28832-00	JM0632200/6*	J&RM-9583/6*
GOETZE	20-28840-00	JM0630010/4 S/ JUNTA CABEÇOTE	J&RM-9101/4 S/ JUNTA CABEÇOTE
GOETZE	20-28840-00/0	JM0630010/4 S/ JUNTA CABEÇOTE	J&RM-9101/4 S/ JUNTA CABEÇOTE
GOETZE	20-28840-00/0	JM0631200/4* S/ JUNTA CABEÇOTE	J&RM-9567/4* S/ JUNTA CABEÇOTE
GOETZE	20-28843-00	JM0632300/4*	J&RM-9587/4*
GOETZE	20-28847-00	JM0100650/4*	J&RM-9461/4*
GOETZE	20-28851-00	JM0631800/6*	J&RM-9573/6*
GOETZE	20-28888-00	JM0591340/4* S/ JUNTA CABEÇOTE	J&RM-9599/4* S/ JUNTA CABEÇOTE
GOETZE	20-28908-00	JM0100620/6*	J&RM-9457/6*
GOETZE	20-28908-00/0	JM0100620/6*	J&RM-9457/6*
GOETZE	20-29813-00/0	JM0251800/5*	J&RM-9524/5*
GOETZE	21-24065-20	JS0480330/4*	J&RS-9214/4*
GOETZE	21-24065-24	JS0480330/4*	J&RS-9214/4*
GOETZE	21-24065-24/0	JS0480330/4*	J&RS-9214/4*
GOETZE	21-24065-50	JS0480330/4*	J&RS-9214/4*
GOETZE	21-24244-30	JS0140380/6*	J&RS-9471/6*
GOETZE	21-24244-33	JS0140380/6*	J&RS-9471/6*
GOETZE	21-24244-36	JS0140380/6*	J&RS-9471/6*
GOETZE	21-24244-37	JS0140380/6*	J&RS-9471/6*
GOETZE	21-24244-37/0	JS0140380/6*	J&RS-9471/6*
GOETZE	21-24575-22/0	JS1980250/4*	J&RS-9425/4*
GOETZE	21-24733-28/0	JS0180340/4*	J&RS-9369/4*
GOETZE	21-24733-29	JS0180340/4*	J&RS-9369/4*
GOETZE	21-24768-20	JS0180430/4*	J&RS-9465/4*
GOETZE	21-25202-20	JS0440200/4* S/ JUNTA CABEÇOTE	J&RS-2377/4* S/ JUNTA CABEÇOTE

Descrição do Produto / Radical MAHLE / Radical Metal Leve: Junta do Coletor de Escape / JA / JA ;
 Junta do Coletor de Admissão / JAA / JAA; Junta do Coletor de Admissão e Escape / JAAE / JAAE;
 Junta do Câter / JAC / JAC; Junta da Tampa de Válvulas / JAV / JAV; Junta da Válvula Termostática / JAVT / JAVT;
 Junta do Cabeçote / JC / J&RC; Jogo de Juntas Inferior do Motor / JI / J&RI; Jogo de Juntas do Motor / JM / J&RM;
 Jogo de Juntas Superior do Motor / JS / J&RS; Jogo de Parafusos do Cabeçote / PF / PF;
 * Itens sob Consulta



CONVERSÕES		CÓDIGO MAHLE	CÓDIGO METAL LEVE
FABRICANTE	CÓDIGO		
GOETZE	21-25202-21	JS0440200/4* S/ JUNTA CABEÇOTE	J&RS-2377/4* S/ JUNTA CABEÇOTE
GOETZE	21-25202-22	JS0440200/4* S/ JUNTA CABEÇOTE	J&RS-2377/4* S/ JUNTA CABEÇOTE
GOETZE	21-25202-22/0	JS0440200/4* S/ JUNTA CABEÇOTE	J&RS-2377/4* S/ JUNTA CABEÇOTE
GOETZE	21-25204-21/0	JS0440320/4*	J&RS-9470/4*
GOETZE	21-25204-23/0	JS0440740/4*	J&RS-9478/4*
GOETZE	21-25204-24	JS0440810/4*	J&RS-9480/4*
GOETZE	21-25204-24/0	JS0440810/4*	J&RS-9480/4*
GOETZE	21-25204-24/0	JS0440860/4*	J&RS-9492/4*
GOETZE	21-25351-21/0	JS0251200/4*	J&RS-9452/4*
GOETZE	21-25850-21/0	JS0590010/4* S/ JUNTA CABEÇOTE	J&RS-9357/4* S/ JUNTA CABEÇOTE
GOETZE	21-25873-21	JS1980220/6*	J&RS-9430/6*
GOETZE	21-25873-24/0	JS1980220/6*	J&RS-9430/6*
GOETZE	21-26068-22	JS1400190/4*	J&RS-9401/4*
GOETZE	21-26068-22/0	JS1400190/4*	J&RS-9401/4*
GOETZE	21-26310-20	JS0140300/4*	J&RS-9074/4*
GOETZE	21-26310-21	JS0140300/4*	J&RS-9074/4*
GOETZE	21-26346-21	JS1400150/4*	J&RS-9397/4*
GOETZE	21-26346-21/0	JS1400150/4*	J&RS-9397/4*
GOETZE	21-26588-20	JS0181030/4*	J&RS-9615/4*
GOETZE	21-26693-20	JS0251200/4*	J&RS-9452/4*
GOETZE	21-26693-20/0	JS0251200/4*	J&RS-9452/4*
GOETZE	21-26706-20	JS1400140/6*	J&RS-9396/6*
GOETZE	21-26706-20/0	JS1400140/6*	J&RS-9396/6*
GOETZE	21-26706-20/2	JS1400140/6*	J&RS-9396/6*
GOETZE	21-26706-21	JS1400180/6*	J&RS-9400/6*
GOETZE	21-26706-21/0	JS1400180/6*	J&RS-9400/6*
GOETZE	21-26706-22	JS1400210/6*	J&RS-9403/6*
GOETZE	21-26706-22/0	JS1400210/6*	J&RS-9403/6*
GOETZE	21-26706-23	JS1400260/6*	J&RS-9410/6*
GOETZE	21-26706-23/0	JS1400260/6*	J&RS-9410/6*
GOETZE	21-26807-22	JS0701110/4	J&RS-9386/4
GOETZE	21-26807-26	JS0701110/4	J&RS-9386/4
GOETZE	21-26807-26/0	JS0701110/4	J&RS-9386/4
GOETZE	21-26807-29	JS0701110/4	J&RS-9386/4
GOETZE	21-26807-30/0	JS0701110/4	J&RS-9386/4
GOETZE	21-26851-20/0	JS0440760/4*	J&RS-9477/4*
GOETZE	21-26851-20/0	JS0440910/4	J&RS-9510/4
GOETZE	21-26853-20	JS0440910/4	J&RS-9510/4
GOETZE	21-26853-20/0	JS0440060/4	J&RS-9270/4
GOETZE	21-26853-20/0	JS0440910/4	J&RS-9510/4
GOETZE	21-26853-21	JS0440820/4*	J&RS-9488/4*
GOETZE	21-26853-21/0	JS0440330/4*	J&RS-9485/4*
GOETZE	21-26853-21/0	JS0440720/4*	J&RS-9466/4*
GOETZE	21-26853-21/0	JS0440820/4*	J&RS-9488/4*
GOETZE	21-26853-22	JS0440910/4	J&RS-9510/4
GOETZE	21-26859-20/0	JS0440320/4*	J&RS-9470/4*
GOETZE	21-26980-20	JS0181030/4*	J&RS-9615/4*
GOETZE	21-26980-21	JS0181030/4*	J&RS-9615/4*
GOETZE	21-26980-21/0	JS0181030/4*	J&RS-9615/4*
GOETZE	21-27046-20	JS0701150/5 S/ JUNTA CABEÇOTE	J&RS-9392/5 S/ JUNTA CABEÇOTE
GOETZE	21-27046-20/0	JS0701150/5 S/ JUNTA CABEÇOTE	J&RS-9392/5 S/ JUNTA CABEÇOTE
GOETZE	21-270462-00	JS0701150/5 S/ JUNTA CABEÇOTE	J&RS-9392/5 S/ JUNTA CABEÇOTE
GOETZE	21-27046-21	JS0701150/5 S/ JUNTA CABEÇOTE	J&RS-9392/5 S/ JUNTA CABEÇOTE
GOETZE	21-27064-20	JS0180430/4*	J&RS-9465/4*
GOETZE	21-27064-20/0	JS0180430/4*	J&RS-9465/4*
GOETZE	21-27222-20/0	JS0701010/4*	J&RS-9376/4*
GOETZE	21-27222-21/0	JS0701010/4*	J&RS-9376/4*
GOETZE	21-27249-21/0	JS1400230/4	J&RS-9405/4
GOETZE	21-27271-20	JS1980250/4*	J&RS-9425/4*
GOETZE	21-27271-20/0	JS1980250/4*	J&RS-9425/4*
GOETZE	21-27344-21/0	JS0181070/4*	J&RS-9618/4*
GOETZE	21-27354-50/0	JS0631900/4*	J&RS-9575/4*
GOETZE	21-27376-20	JS0180420/4*	J&RS-9371/4*
GOETZE	21-27376-21/0	JS0180420/4*	J&RS-9371/4*
GOETZE	21-27452-20/0	JS0251600/5	J&RS-9493/5
GOETZE	21-27452-21/0	JS0251900/5*	J&RS-9527/5*
GOETZE	21-27462-50	JS0481070/4*	J&RS-9631/4*
GOETZE	21-27462-51/0	JS0481000/4*	J&RS-9434/4*

Descrição do Produto / Radical MAHLE / Radical Metal Leve: Junta do Coletor de Escape / JA / JA ; Junta do Coletor de Admissão / JAA / JAA; Junta do Coletor de Admissão e Escape / JAAE / JAAE; Junta do Carter / JAC / JAC; Junta da Tampa de Válvulas / JAV / JAV; Junta da Válvula Termostática / JAVT / JAVT; Junta do Cabeçote / JC / J&RC; Jogo de Juntas Inferior do Motor / JI / J&RI; Jogo de Juntas do Motor / JM / J&RM; Jogo de Juntas Superior do Motor / JS / J&RS; Jogo de Parafusos do Cabeçote / PF / PF;

* Itens sob Consulta

CONVERSÕES		CÓDIGO MAHLE	CÓDIGO METAL LEVE
FABRICANTE	CÓDIGO		
GOETZE	21-27462-52/0	JS0480720/4	J&RS-9565/4
GOETZE	21-27472-50	JS0480750/4	J&RS-9563/4
GOETZE	21-27472-50/0	JS0480750/4	J&RS-9563/4
GOETZE	21-27702-20	JS1400220/4*	J&RS-9404/4*
GOETZE	21-27702-20/0	JS1400220/4*	J&RS-9404/4*
GOETZE	21-27850-20	JS0180530/4	J&RS-9328/4
GOETZE	21-27850-20/0	JS0180530/4	J&RS-9328/4
GOETZE	21-27876-20/0	JS0591110/4*	J&RS-9165/4*
GOETZE	21-27930-23	JS0700080/4	J&RS-9355/4
GOETZE	21-27930-23/0	JS0700080/4	J&RS-9355/4
GOETZE	21-27930-40/0	JS0700080/4	J&RS-9355/4
GOETZE	21-28000-20/0	JS0720160/4	J&RS-9432/4
GOETZE	21-28037-50/0	JS0481060/4	J&RS-9585/4
GOETZE	21-28037-51/0	JS0480720/4	J&RS-9565/4
GOETZE	21-28037-51/0	JS0481060/4	J&RS-9585/4
GOETZE	21-28074-20/0	JS0630010/4 S/ JUNTA CABEÇOTE	J&RS-9101/4 S/ JUNTA CABEÇOTE
GOETZE	21-28103-20	JS0631300/4	J&RS-9568/4
GOETZE	21-28103-20/0	JS0631300/4	J&RS-9568/4
GOETZE	21-28106-20	JS0631900/4*	J&RS-9575/4*
GOETZE	21-28106-20/0	JS0631900/4*	J&RS-9575/4*
GOETZE	21-28107-20	JS0631600/4*	J&RS-9571/4*
GOETZE	21-28107-20/0	JS0631600/4*	J&RS-9571/4*
GOETZE	21-28123-20/0	JS0141030/3*	J&RS-9413/3*
GOETZE	21-28137-21	JS0510620/4*	J&RS-9332/4*
GOETZE	21-28137-21/0	JS0510620/4*	J&RS-9332/4*
GOETZE	21-28143-20	JS0510620/4*	J&RS-9332/4*
GOETZE	21-28143-20/0	JS0510620/4*	J&RS-9332/4*
GOETZE	21-28146-20	JS0510640/4*	J&RS-9334/4*
GOETZE	21-28146-20/0	JS0510640/4*	J&RS-9334/4*
GOETZE	21-28200-20	JS0100580/6*	J&RS-9444/6*
GOETZE	21-28200-20/0	JS0100580/6*	J&RS-9444/6*
GOETZE	21-28200-20/0	JS1950400/4*	J&RS-9458/4*
GOETZE	21-28200-26	JS0100580/6*	J&RS-9444/6*
GOETZE	21-28225-20/0	JS1950010/4 S/ JUNTA CABEÇOTE	J&RS-9115/4 S/ JUNTA CABEÇOTE
GOETZE	21-28265-20	JS0591340/4* S/ JUNTA CABEÇOTE	J&RS-9599/4* S/ JUNTA CABEÇOTE
GOETZE	21-28265-20/0	JS0591340/4* S/ JUNTA CABEÇOTE	J&RS-9599/4* S/ JUNTA CABEÇOTE
GOETZE	21-28374-20/0	JC2710030/4*	J&RC-9517/4*
GOETZE	21-28374-20/0	JS2710030/4*	J&RS-9517/4*
GOETZE	21-28382-20	JS0251700/4	J&RS-1700/4
GOETZE	21-28382-20/0	JS0251700/4	J&RS-1700/4
GOETZE	21-28382-21/0	JS1980270/4*	J&RS-9426/4*
GOETZE	21-28382-22/0	JS1980310/4*	J&RS-9422/4*
GOETZE	21-28420-20/0	JS1980020/4*	J&RS-9427/4*
GOETZE	21-28423-20	JS0591050/4*	J&RS-9433/4*
GOETZE	21-28423-20/0	JS0591050/4*	J&RS-9433/4*
GOETZE	21-28423-21/0	JS0591070/4*	J&RS-9436/4*
GOETZE	21-28495-20	JS0701130/4*	J&RS-9388/4*
GOETZE	21-28495-20/0	JS0701130/4*	J&RS-9388/4*
GOETZE	21-28495-21	JS0701060/4	J&RS-9381/4
GOETZE	21-28495-21/0	JS0701060/4	J&RS-9381/4
GOETZE	21-28596-20/0	JS2180220/3*	J&RS-9549/3*
GOETZE	21-28607-20/0	JS0010050/4* S/ JUNTA CABEÇOTE	J&RS-9183/4* S/ JUNTA CABEÇOTE
GOETZE	21-28680-20/0	JS2710020/4*	J&RS-9516/4*
GOETZE	21-28680-20/0	JS2710060/4*	J&RS-9520/4*
GOETZE	21-28680-21/0	JS2710020/4*	J&RS-9516/4*
GOETZE	21-28680-21/0	JS2710060/4*	J&RS-9520/4*
GOETZE	21-28682-20/0	JS2710080/5*	J&RS-9522/5*
GOETZE	21-28759-20	JS0440810/4*	J&RS-9480/4*
GOETZE	21-28759-20/0	JS0440810/4*	J&RS-9480/4*
GOETZE	21-28759-21	JS0440040/4*	J&RS-9467/4*
GOETZE	21-28759-21/0	JS0440040/4*	J&RS-9467/4*
GOETZE	21-28759-22/0	JS0440860/4*	J&RS-9492/4*
GOETZE	21-28763-20/0	JS0440800/4*	J&RS-9484/4*
GOETZE	21-28797-20	JS0180400/4	J&RS-9327/4
GOETZE	21-28797-20/0	JS0180400/4	J&RS-9327/4
GOETZE	21-28835-20	JS0631700/4*	J&RS-9572/4*
GOETZE	21-28840-20	JS0630010/4 S/ JUNTA CABEÇOTE	J&RS-9101/4 S/ JUNTA CABEÇOTE
GOETZE	21-28840-21/0	JS0630010/4 S/ JUNTA CABEÇOTE	J&RS-9101/4 S/ JUNTA CABEÇOTE

Descrição do Produto / Radical MAHLE / Radical Metal Leve: Junta do Coletor de Escape / JA / JA ;
 Junta do Coletor de Admissão / JAA / JAA; Junta do Coletor de Admissão e Escape / JAAE / JAAE;
 Junta do Carter / JAC / JAC; Junta da Tampa de Válvulas / JAV / JAV; Junta da Válvula Termostática / JAVT / JAVT;
 Junta do Cabeçote / JC / J&RC; Jogo de Juntas Inferior do Motor / JI / J&RI; Jogo de Juntas do Motor / JM / J&RM;
 Jogo de Juntas Superior do Motor / JS / J&RS; Jogo de Parafusos do Cabeçote / PF / PF;
 * Itens sob Consulta

CONVERSÕES		CÓDIGO MAHLE	CÓDIGO METAL LEVE
FABRICANTE	CÓDIGO		
GOETZE	21-28847-20	JS0100650/4*	J&RS-9461/4*
GOETZE	21-28866-20	JS2250000/4*	J&RS-9551/4*
GOETZE	21-28871-20	JS0590610/4*	J&RS-9553/4*
GOETZE	21-28888-20	JS0591340/4* S/ JUNTA CABEÇOTE	J&RS-9599/4* S/ JUNTA CABEÇOTE
GOETZE	21-28888-20/0	JS0591340/4* S/ JUNTA CABEÇOTE	J&RS-9599/4* S/ JUNTA CABEÇOTE
GOETZE	21-28925-20	JS0700140/4	J&RS-9356/4
GOETZE	21-28925-20/0	JS0700140/4	J&RS-9356/4
GOETZE	21-28925-20/0	JS0701190/4*	J&RS-9601/4*
GOETZE	21-28934-20	JS0181080/4*	J&RS-9619/4*
GOETZE	21-28934-20/0	JS0181080/4*	J&RS-9619/4*
GOETZE	21-29263-20/0	JS0480880/4*	J&RS-9198/4*
GOETZE	21-29314-20/0	JS0701180/4	J&RS-9597/4
GOETZE	21-29400-20/0	JS0590190/4*	J&RS-9361/4*
GOETZE	21-29400-21/0	JS0590190/4*	J&RS-9361/4*
GOETZE	21-29462-21/0	JS0700140/4	J&RS-9356/4
GOETZE	21-29462-21/0	JS0701190/4*	J&RS-9601/4*
GOETZE	21-29484-20/0	JS0440360/4* S/ JUNTA CABEÇOTE	J&RS-9453/4* S/ JUNTA CABEÇOTE
GOETZE	21-29484-20/0	JS0440710/4* S/ JUNTA CABEÇOTE	J&RS-9464/4* S/ JUNTA CABEÇOTE
GOETZE	21-29615-22/0	JS1210030/4*	J&RS-9531/4*
GOETZE	21-29615-23/0	JS0100600/4*	J&RS-9449/4*
GOETZE	21-29743-20/0	JS0180100/4	J&RS-9226/4
GOETZE	21-29779-20/0	JS0180100/4	J&RS-9456/4
GOETZE	21-29870-20/0	JS0180100/4	J&RS-9165/4*
GOETZE	22-11003B	JS0180100/4	PF1400050
GOETZE	22-11004B	JS0180100/4	PF1400050
GOETZE	22-15003B	JS0180100/4	PF0440008
GOETZE	22-15003B	PF0440089*	PF0440089*
GOETZE	22-15004B	PF0440012*	PF0440012*
GOETZE	22-15008B	PF1950060*	PF1950060*
GOETZE	22-15010B	PF0440013*	PF0440013*
GOETZE	22-15013B	PF0440047*	PF0440047*
GOETZE	22-15016B	PF0660064*	PF0660064*
GOETZE	22-17001B	PF0440011*	PF0440011*
GOETZE	22-17002B	PF0250006*	PF0250006*
GOETZE	22-17005B	PF0250046*	PF0250046*
GOETZE	22-17006B	PF0250006*	PF0250006*
GOETZE	22-17014B	PF0250071*	PF0250071*
GOETZE	22-17015B	PF0250073*	PF0250073*
GOETZE	22-17015B	PF1980072*	PF1980072*
GOETZE	22-17016B	PF0250073*	PF0250073*
GOETZE	22-17016B	PF1980072*	PF1980072*
GOETZE	22-17019B	PF0250018*	PF0250018*
GOETZE	22-17021B	PF0660092*	PF0660092*
GOETZE	22-18008B	PF0590021*	PF0590021*
GOETZE	22-18009B	PF0590065*	PF0590065*
GOETZE	22-25198-00/0	JM0440320/4*	J&RM-9470/4*
GOETZE	22-26006B	PF0480030*	PF0480030*
GOETZE	22-26007B	PF0480030*	PF0480030*
GOETZE	22-26009B	PF0480053*	PF0480053*
GOETZE	22-26065B	PF0480044*	PF0480044*
GOETZE	22-26067B	PF0480044*	PF0480044*
GOETZE	22-28897-01	JM0700140/4*	J&RM-9356/4*
GOETZE	22-29008B	PF0140055*	PF0140055*
GOETZE	22-29012B	PF0140070*	PF0140070*
GOETZE	22-29013B	PF0140055*	PF0140055*
GOETZE	22-29018B	PF0100088*	PF0100088*
GOETZE	22-29326-00/0	JI0480750/4*	J&RI-9576/4*
GOETZE	22-29329-00/0	JI0480750/4*	J&RI-9576/4*
GOETZE	22-33024B	PF0700076*	PF0700076*
GOETZE	22-33025B	PF0700093*	PF0700093*
GOETZE	22-33031B	PF0700077*	PF0700077*
GOETZE	22-33034B	PF0700004*	PF0700004*
GOETZE	22-39010B	PF0700051*	PF0700051*
GOETZE	22-39012B	PF0590001*	PF0590001*
GOETZE	22-39024B	PF0700004*	PF0700004*
GOETZE	22-39027B	PF0700069*	PF0700069*
GOETZE	22-51001B	PF0180038*	PF0180038*
GOETZE	22-51003B	PF0010017*	PF0010017*

Descrição do Produto / Radical MAHLE / Radical Metal Leve: Junta do Coletor de Escape / JA / JA ; Junta do Coletor de Admissão / JAA / JAA; Junta do Coletor de Admissão e Escape / JAAE / JAAE; Junta do Carter / JAC / JAC; Junta da Tampa de Válvulas / JAV / JAV; Junta da Válvula Termostática / JAVT / JAVT; Junta do Cabeçote / JC / J&RC; Jogo de Juntas Inferior do Motor / JI / J&RI; Jogo de Juntas do Motor / JM / J&RM; Jogo de Juntas Superior do Motor / JS / J&RS; Jogo de Parafusos do Cabeçote / PF / PF;

* Itens sob Consulta

TABELA DE CONVERSÃO / CROSS REFERENCE

MAHLE

CONVERSÕES		CÓDIGO MAHLE	CÓDIGO METAL LEVE
FABRICANTE	CÓDIGO		
GOETZE	22-51004B	PF0010017*	PF0010017*
GOETZE	22-51005B	PF0180039*	PF0180039*
GOETZE	22-51009B	PF2710066*	PF2710066*
GOETZE	22-51102B	PF0180037*	PF0180037*
GOETZE	22-51102B	PF0180040*	PF0180040*
GOETZE	22-51103B	PF0180040*	PF0180040*
GOETZE	22-51107B	PF0180034*	PF0180034*
GOETZE	22-51108B	PF0180033*	PF0180033*
GOETZE	22-53009B	PF0440014*	PF0440014*
GOETZE	22-53010B	PF0660107*	PF0660107*
GOETZE	22-53011B	PF0440089*	PF0440089*
GOETZE	22-53012B	PF2710066*	PF2710066*
GOETZE	22-56003B	PF0590001*	PF0590001*
GOETZE	22-70003B	PF0590024*	PF0590024*
GOETZE	22-70010B	PF0590024*	PF0590024*
GOETZE	22-70013B	PF1950087*	PF1950087*
GOETZE	22-71008B	PF0630061*	PF0630061*
GOETZE	22-71014B	PF0630068*	PF0630068*
GOETZE	22-71016B	PF0630062*	PF0630062*
GOETZE	22-72004B	PF0180041*	PF0180041*
GOETZE	22-75001B	PF2110003*	PF2110003*
GOETZE	22-76001B	PF1950060*	PF1950060*
GOETZE	22-76002B	PF1950032*	PF1950032*
GOETZE	22-76004B	PF1950087*	PF1950087*
GOETZE	22-76005B	PF2080080*	PF2080080*
GOETZE	24-26539-00/0	JAV1400150/4* JUNTA TAMPA VÁLVULA	JAV9397/4* JUNTA TAMPA VÁLVULA
GOETZE	24-27355-50	JAV0481050/6* JUNTA TAMPA VÁLVULA	JAV9582/6* JUNTA TAMPA VÁLVULA
GOETZE	24-27355-50/0	JAV0481050/6* JUNTA TAMPA VÁLVULA	JAV9582/6* JUNTA TAMPA VÁLVULA
GOETZE	24-27791-00	JAV1400210/6* JUNTA TAMPA VÁLVULA	JAV9403/6* JUNTA TAMPA VÁLVULA
GOETZE	24-27791-00/0	JAV1400210/6* JUNTA TAMPA VÁLVULA	JAV9403/6* JUNTA TAMPA VÁLVULA
GOETZE	24-27949-00	JAV1400140/6* JUNTA TAMPA VÁLVULA	JAV9396/6* JUNTA TAMPA VÁLVULA
GOETZE	24-27949-00/0	JAV1400140/6* JUNTA TAMPA VÁLVULA	JAV9396/6* JUNTA TAMPA VÁLVULA
GOETZE	24-28647-00/0	JAV0701140/6* JUNTA TAMPA VÁLVULA	JAV9389/6* JUNTA TAMPA VÁLVULA
GOETZE	24-28782-00	JAV0251700/4 JUNTA TAMPA VÁLVULA	JAV1700/4 JUNTA TAMPA VÁLVULA
GOETZE	24-28782-00/0	JAV0251700/4 JUNTA TAMPA VÁLVULA	JAV1700/4 JUNTA TAMPA VÁLVULA
GOETZE	24-28815-00	JAV0701060/4* JUNTA TAMPA VÁLVULA	JAV9381/4* JUNTA TAMPA VÁLVULA
GOETZE	24-28815-00/0	JAV0701060/4* JUNTA TAMPA VÁLVULA	JAV9381/4* JUNTA TAMPA VÁLVULA
GOETZE	24-28815-00/0	JS0701070/4*	J&RS-9382/4*
GOETZE	24-29076-00/0	JAV1400100/4* JUNTA TAMPA VÁLVULA	JAV9407/4* JUNTA TAMPA VÁLVULA
GOETZE	30-024065-10	JC0480330/4*	J&RC-9214/4*
GOETZE	30-024244-10	JC0140380/6*	J&RC-9471/6*
GOETZE	30-024244-20	JC0140380/6*	J&RC-9471/6*
GOETZE	30-024647-20	JC1400120/6*	J&RC-9394/6*
GOETZE	30-024733-00	JC0180340/4*	J&RC-9369/4*
GOETZE	30-024733-10	JC0180340/4*	J&RC-9369/4*
GOETZE	30-025182-00	JC0180410/4*	J&RC-9328/4*
GOETZE	30-025203-00	JC0440320/4*	J&RC-9470/4*
GOETZE	30-025872-20	JC1980201/4*	J&RC-9626/4*
GOETZE	30-025873-20	JC1980200/4*	J&RC-9625/4*
GOETZE	30-025885-00	JC0640140/4	J&RC-9547/4
GOETZE	30-025885-10	JC0640140/4	J&RC-9547/4
GOETZE	30-025886-00	JC0640130/4*	J&RC-9546/4*
GOETZE	30-025886-10	JC0640130/4*	J&RC-9546/4*
GOETZE	30-026004-00	JC0480340/4*	J&RC-9558/4*
GOETZE	30-026004-10	JC0480340/4*	J&RC-9558/4*
GOETZE	30-026220-10	JC1400135/6* 1,64	J&RC-9629/6* 1,64
GOETZE	30-026222-10	JC1400130/6* 1,64	J&RC-9395/6* 1,64
GOETZE	30-026310-10	JC0140300/4*	J&RC-9074/4*
GOETZE	30-026588-00	JC0181020/4*	J&RC-9615/4*
GOETZE	30-026648-20	JC0010090/4* 1,80	J&RC-9360/4* 1,80
GOETZE	30-026654-20	JC0010090/4* 1,80	J&RC-9360/4* 1,80
GOETZE	30-026655-20	JC0010090/4* 1,80	J&RC-9360/4* 1,80
GOETZE	30-026693-10	JC0251200/4*	J&RC-9452/4*
GOETZE	30-026706-20	JC1400140/6*	J&RC-9396/6*
GOETZE	30-026850-00	JC0440760/4* 1,40	J&RC-9477/4* 1,40
GOETZE	30-026851-00	JC0440910/4*	J&RC-9510/4*
GOETZE	30-026856-00	JC1400135/6* 1,64	J&RC-9629/6* 1,64
GOETZE	30-026857-00	JC1400130/6* 1,64	J&RC-9395/6* 1,64

Descrição do Produto / Radical MAHLE / Radical Metal Leve: Junta do Coletor de Escape / JA / JA ;
 Junta do Coletor de Admissão / JAA / JAA; Junta do Coletor de Admissão e Escape / JAAE / JAAE;
 Junta do Carter / JAC / JAC; Junta da Tampa de Válvulas / JAV / JAV; Junta da Válvula Termostática / JAVT / JAVT;
 Junta do Cabeçote / JC / J&RC; Jogo de Juntas Inferior do Motor / JI / J&RI; Jogo de Juntas do Motor / JM / J&RM;
 Jogo de Juntas Superior do Motor / JS / J&RS; Jogo de Parafusos do Cabeçote / PF / PF;
 * Itens sob Consulta



© MAHLE 2019/2020 | 461

CONVERSÕES		CÓDIGO MAHLE	CÓDIGO METAL LEVE
FABRICANTE	CÓDIGO		
GOETZE	30-026858-00	JC0440320/4* 1,50	J&RC-9470/4* 1,50
GOETZE	30-026858-10	JC0440320/4* 1,50	J&RC-9470/4* 1,50
GOETZE	30-026859-10	JC0440320/4*	J&RC-9470/4*
GOETZE	30-026980-00	JC0181020/4*	J&RC-9615/4*
GOETZE	30-027169-10	JC1400200/4 1,63	J&RC-9402/4 1,63
GOETZE	30-027170-10	JC1400200/4 1,63	J&RC-9402/4 1,63
GOETZE	30-027222-20	JC0701000/4	J&RC-9375/4
GOETZE	30-027240-00	JC1400160/4*	J&RC-9398/4*
GOETZE	30-027241-00	JC1400165/4	J&RC-9630/4
GOETZE	30-027344-20	JC0181070/4*	J&RC-9618/4*
GOETZE	30-027367-00	JC1400165/4	J&RC-9630/4
GOETZE	30-027376-10	JC0180420/4*	J&RC-9371/4*
GOETZE	30-027426-00	JC0010090/4* 1,70	J&RC-9360/4* 1,70
GOETZE	30-027445-00	JC0251500/5*	J&RC-9463/5*
GOETZE	30-027452-00	JC0251600/5	J&RC-9493/5
GOETZE	30-027462-00	JC0481000/4*	J&RC-9434/4*
GOETZE	30-027518-00	JC1980221/6*	J&RC-9431/6*
GOETZE	30-027518-10	JC1980221/6*	J&RC-9431/6*
GOETZE	30-027519-00	JC1980220/6*	J&RC-9430/6*
GOETZE	30-027575-00	JC0181040/4*	J&RC-9616/4*
GOETZE	30-027677-00	JC0010330/3*	J&RC-9525/3*
GOETZE	30-027702-10	JC1400220/4*	J&RC-9404/4*
GOETZE	30-027752-00	JC0251600/5	J&RC-9493/5
GOETZE	30-027785-10	JC1400231/4	J&RC-9406/4
GOETZE	30-027787-10	JC1400230/4*	J&RC-9405/4*
GOETZE	30-027867-00	JC0440020/4* 1,20	J&RC-9358/4* 1,20
GOETZE	30-027868-00	JC0440020/4* 1,30	J&RC-9358/4* 1,30
GOETZE	30-027876-10	JC0591110/4	J&RC-9165/4
GOETZE	30-027883-00	JC0440020/4* 1,40	J&RC-9358/4* 1,40
GOETZE	30-027884-00	JC0440020/4* 1,50	J&RC-9358/4* 1,50
GOETZE	30-027898-00	JC0010330/3*	J&RC-9525/3*
GOETZE	30-027930-00	JC0700080/4	J&RC-9355/4
GOETZE	30-027941-00	JC0010040/4*	J&RC-1085/4*
GOETZE	30-027971-00	JC0481000/4*	J&RC-9434/4*
GOETZE	30-028008-00	JC0870600/4	J&RC-9552/4
GOETZE	30-028098-00	JC0632100/6*	J&RC-9579/6*
GOETZE	30-028100-00	JC0632101/6*	J&RC-9580/6*
GOETZE	30-028101-00	JC0632100/6*	J&RC-9579/6*
GOETZE	30-028105-00	JC0631400/4*	J&RC-9569/4*
GOETZE	30-028123-00	JC0141030/3*	J&RC-9413/3*
GOETZE	30-028124-00	JC0080100/4*	J&RC-9545/4*
GOETZE	30-028125-00	JC0080020/4*	J&RC-9323/4*
GOETZE	30-028127-00	JC0141100/4*	J&RC-9623/4*
GOETZE	30-028148-00	JC0510790/4*	J&RC-9501/4*
GOETZE	30-028150-00	JC0510790/4*	J&RC-9501/4*
GOETZE	30-028200-00	JC0100580/6*	J&RC-9444/6*
GOETZE	30-028202-00	JC1950400/4*	J&RC-9458/4*
GOETZE	30-028203-00	JC0100560/4*	J&RC-9440/4*
GOETZE	30-028243-00	JC0030110/4*	J&RC-9607/4*
GOETZE	30-028265-00	JC0030100/4* 1,30	J&RC-9606/4* 1,30
GOETZE	30-028270-00	JC0030120/4	J&RC-9609/4
GOETZE	30-028381-00	JC0250900/4*	J&RC-9479/4*
GOETZE	30-028382-00	JC1980270/4*	J&RC-9426/4*
GOETZE	30-028414-10	JC0130510/4	J&RC-2301/4
GOETZE	30-028420-00	JC1980020/4*	J&RC-9427/4*
GOETZE	30-028472-00	JC0590010/4* 1,42	J&RC-9357/4* 1,42
GOETZE	30-028473-00	JC0590010/4* 1,52	J&RC-9357/4* 1,52
GOETZE	30-028474-00	JC0590010/4* 1,62	J&RC-9357/4* 1,62
GOETZE	30-028547-00	JC0700040/4* 1,61	J&RC-9624/4* 1,61
GOETZE	30-028578-00	JC2710050/6*	J&RC-9519/6*
GOETZE	30-028607-00	JC0010050/4 1,60	J&RC-9183/4 1,60
GOETZE	30-028608-00	JC0010050/4 1,70	J&RC-9183/4 1,70
GOETZE	30-028609-00	JC0010050/4 1,80	J&RC-9183/4 1,80
GOETZE	30-028650-00	JC0701140/6	J&RC-9389/6
GOETZE	30-028653-00	JC0701030/6	J&RC-9378/6
GOETZE	30-028680-00	JC2710020/4*	J&RC-9516/4*
GOETZE	30-028756-00	JC0440820/4*	J&RC-9488/4*
GOETZE	30-028760-00	JC0440040/4	J&RC-9467/4

Descrição do Produto / Radical MAHLE / Radical Metal Leve: Junta do Coletor de Escape / JA / JA ;
 Junta do Coletor de Admissão / JAA / JAA; Junta do Coletor de Admissão e Escape / JAAE / JAAE;
 Junta do Carter / JAC / JAC; Junta da Tampa de Válvulas / JAV / JAV; Junta da Válvula Termostática / JAVT / JAVT;
 Junta do Cabeçote / JC / J&RC; Jogo de Juntas Inferior do Motor / JI / J&RI; Jogo de Juntas do Motor / JM /
 J&RM; Jogo de Juntas Superior do Motor / JS / J&RS; Jogo de Parafusos do Cabeçote / PF / PF;
 * Itens sob Consulta

TABELA DE CONVERSÃO / CROSS REFERENCE

MAHLE

CONVERSÕES		CÓDIGO MAHLE	CÓDIGO METAL LEVE
FABRICANTE	CÓDIGO		
GOETZE	30-028761-00	JC0440040/4	J&RC-9467/4
GOETZE	30-028762-00	JC0440800/4*	J&RC-9484/4*
GOETZE	30-028820-00	JC0591100/4*	J&RC-9450/4*
GOETZE	30-028835-00	JC0631700/4*	J&RC-9572/4*
GOETZE	30-028847-00	JC0100650/4*	J&RC-9461/4*
GOETZE	30-028855-00	JC0510780/4*	J&RC-9500/4*
GOETZE	30-028856-00	JC0510710/4*	J&RC-9474/4*
GOETZE	30-028865-00	JC2250300/4*	J&RC-9556/4*
GOETZE	30-028873-00	JC0080100/4*	J&RC-9545/4*
GOETZE	30-028888-00	JC0030100/4* 1,30	J&RC-9606/4* 1,30
GOETZE	30-028889-00	JC0030100/4* 1,30	J&RC-9606/4* 1,30
GOETZE	30-028919-00	JC0100650/4*	J&RC-9461/4*
GOETZE	30-028925-00	JC0700140/4	J&RC-9356/4
GOETZE	30-028934-00	JC0180210/4	J&RC-9326/4
GOETZE	30-029037-00	JC0180310/4*	J&RC-9368/4*
GOETZE	30-029072-00	JC0251800/5*	J&RC-9524/5*
GOETZE	30-029078-00	JC1400240/6*	J&RC-9408/6*
GOETZE	30-029099-00	JC0440330/4*	J&RC-9485/4*
GOETZE	30-029100-00	JC1400100/4*	J&RC-9407/4*
GOETZE	30-029233-00	JC0701170/4*	J&RC-9594/4*
GOETZE	30-029276-00	JC2110150/4*	J&RC-9544/4*
GOETZE	30-029314-00	JC0700110/4	J&RC-9331/4
GOETZE	30-029315-00	JC1400250/6*	J&RC-9409/6*
GOETZE	30-029326-00	JC0480750/4*	J&RC-9576/4*
GOETZE	30-029330-00	JC0481010/4*	J&RC-9578/4*
GOETZE	30-029400-00	JC0590190/4*	J&RC-9361/4*
GOETZE	30-029477-00	JC0440360/4* 1,30	J&RC-9453/4* 1,30
GOETZE	30-029478-00	JC0440360/4* 1,35	J&RC-9453/4* 1,35
GOETZE	30-029479-00	JC0440360/4* 1,40	J&RC-9453/4* 1,40
GOETZE	30-029481-00	JC0440360/4* 1,50	J&RC-9453/4* 1,50
GOETZE	30-029533-00	JC0100500/4*	J&RC-9419/4*
GOETZE	30-029544-00	JC0030100/4* 1,20	J&RC-9606/4* 1,20
GOETZE	30-029544-00	JC0591340/4* 1,20	J&RC-9599/4* 1,20
GOETZE	30-029545-00	JC0591340/4* 1,25	J&RC-9599/4* 1,25
GOETZE	30-029546-00	JC0030100/4* 1,30	J&RC-9606/4* 1,30
GOETZE	30-029546-00	JC0591340/4* 1,30	J&RC-9599/4* 1,30
GOETZE	30-029572-00	JC0440850/4	J&RC-9491/4
GOETZE	30-029593-00	JC1210020/6	J&RC-9529/6
GOETZE	30-029615-00	JC0100600/4*	J&RC-9449/4*
GOETZE	30-029642-00	JC0141010/4	J&RC-9411/4
GOETZE	30-029696-00	JC0481020/4	J&RC-9581/4
GOETZE	30-029712-00	JC2180210/4*	J&RC-9548/4*
GOETZE	30-029743-00	JC0440350/4*	J&RC-9482/4*
GOETZE	30-029778-00	JC0252200/5*	J&RC-9535/5*
GOETZE	30-029779-00	JC0251300/4	J&RC-9456/4
GOETZE	30-029785-00	JC0440000/4	J&RC-9126/4
GOETZE	30-029787-00	JC0440770/4*	J&RC-9481/4*
GOETZE	30-029818-00	JC2710070/4*	J&RC-9521/4*
GOETZE	30-029824-00	JC0590740/4	J&RC-9362/4
GOETZE	30-070774-30	JC1400150/4*	J&RC-9397/4*
GOETZE	30-07106720	JC1400220/4*	J&RC-9404/4*
GOETZE	30-26858-00	JAV0440800/4* JUNTA TAMPA VÁLVULA	JAV9484/4* JUNTA TAMPA VÁLVULA
GOETZE	31-024274-00	JAA0010050/4 JUNTA ADMISSÃO	JAA9183/4 JUNTA ADMISSÃO
GOETZE	31-024274-10	JAA0010050/4 JUNTA ADMISSÃO	JAA9183/4 JUNTA ADMISSÃO
GOETZE	31-026038-00	JA0010090/4 JUNTA DO COLETOR ESCAPE	JA9360/4 JUNTA DO COLETOR ESCAPE
GOETZE	31-026132-00	JAV0080100/4* JUNTA TAMPA VÁLVULA	JAV9545/4* JUNTA TAMPA VÁLVULA
GOETZE	31-027573-00	JAAE0180530/4* ADMISSÃO / ESCAPE	JAAE9328/4* ADMISSÃO / ESCAPE
GOETZE	31-028588-00	JAV1980220/6* JUNTA TAMPA VÁLVULA	JAV9430/6* JUNTA TAMPA VÁLVULA
GOETZE	50-025310-00	JAV1950310/4* JUNTA TAMPA VÁLVULA	JAV9366/4* JUNTA TAMPA VÁLVULA
GOETZE	50-026098-00	JAV0140380/6* JUNTA TAMPA VÁLVULA	JAV9471/6* JUNTA TAMPA VÁLVULA
GOETZE	50-026336-00	JAV0140300/4* JUNTA TAMPA VÁLVULA	JAV9074/4* JUNTA TAMPA VÁLVULA
GOETZE	50-026336-10	JAV0140300/4* JUNTA TAMPA VÁLVULA	JAV9074/4* JUNTA TAMPA VÁLVULA
GOETZE	50-026589-00	JAV1400150/4* JUNTA TAMPA VÁLVULA	JAV9397/4* JUNTA TAMPA VÁLVULA
GOETZE	50-026632-00	JAV1950310/4* JUNTA TAMPA VÁLVULA	JAV9366/4* JUNTA TAMPA VÁLVULA
GOETZE	50-026795-00	JAV1950010/4* JUNTA TAMPA VÁLVULA	JAV9115/4* JUNTA TAMPA VÁLVULA
GOETZE	50-026853-00	JAV0440760/4 JUNTA TAMPA VÁLVULA	JAV9477/4 JUNTA TAMPA VÁLVULA
GOETZE	50-026862-00	JAV0440800/4* JUNTA TAMPA VÁLVULA	JAV9484/4* JUNTA TAMPA VÁLVULA
GOETZE	50-027254-00	JAV1400210/6* JUNTA TAMPA VÁLVULA	JAV9403/6* JUNTA TAMPA VÁLVULA

Descrição do Produto / Radical MAHLE / Radical Metal Leve: Junta do Coletor de Escape / JA / JA ;
 Junta do Coletor de Admissão / JAA / JAA; Junta do Coletor de Admissão e Escape / JAAE / JAAE;
 Junta do Carter / JAC / JAC; Junta da Tampa de Válvulas / JAV / JAV; Junta da Válvula Termostática / JAVT / JAVT;
 Junta do Cabeçote / JC / J&RC; Jogo de Juntas Inferior do Motor / JI / J&RI; Jogo de Juntas do Motor / JM / J&RM;
 Jogo de Juntas Superior do Motor / JS / J&RS; Jogo de Parafusos do Cabeçote / PF / PF;
 * Itens sob Consulta



© MAHLE 2019/2020 | 463

CONVERSÕES		CÓDIGO MAHLE	CÓDIGO METAL LEVE
FABRICANTE	CÓDIGO		
GOETZE	50-027577-00	JAV0180370/4* JUNTA TAMPA VÁLVULA	JAV9370/4* JUNTA TAMPA VÁLVULA
GOETZE	50-027887-00	JAV0760115/6* JUNTA TAMPA VÁLVULA	JAV9372/6* JUNTA TAMPA VÁLVULA
GOETZE	50-027936-00	JAV0701000/4* JUNTA TAMPA VÁLVULA	JAV9375/4* JUNTA TAMPA VÁLVULA
GOETZE	50-028008-00	JAV0591190/4* JUNTA TAMPA VÁLVULA	JAV9538/4* JUNTA TAMPA VÁLVULA
GOETZE	50-028056-00	JAV0591190/4* JUNTA TAMPA VÁLVULA	JAV9538/4* JUNTA TAMPA VÁLVULA
GOETZE	50-028057-00	JAV0591190/4* JUNTA TAMPA VÁLVULA	JAV9538/4* JUNTA TAMPA VÁLVULA
GOETZE	50-028201-00	JAV0100580/6* JUNTA TAMPA VÁLVULA	JAV9444/6* JUNTA TAMPA VÁLVULA
GOETZE	50-028288-00	JAV0590610/4* JUNTA TAMPA VÁLVULA	JAV9553/4* JUNTA TAMPA VÁLVULA
GOETZE	50-028787-00	JAV0251800/5* JUNTA TAMPA VÁLVULA	JAV9524/5* JUNTA TAMPA VÁLVULA
GOETZE	50-028871-00	JAV0590610/4* JUNTA TAMPA VÁLVULA	JAV9553/4* JUNTA TAMPA VÁLVULA
GOETZE	50-029666-00	JAV0480750/4* JUNTA TAMPA VÁLVULA	JAV9576/4* JUNTA TAMPA VÁLVULA
GOETZE	50-029881-00	JAV0180210/4* JUNTA TAMPA VÁLVULA	JAV9326/4* JUNTA TAMPA VÁLVULA
O.E.	55907	JC0181110/4	J&RC-9620/4
O.E.	85959	JM59000/4	J&RM-930/4
O.E.	104.930	PF0700069*	PF0700069*
O.E.	142881	JM13602/6 C/RET.	J&RM-1464/6 C/RET.
O.E.	143901	JM13602/4 C/RET.	J&RM-1464/4 C/RET.
O.E.	149510	JM13700/4 C/RET.	J&RM-1950/4 C/RET.
O.E.	149550	JM13700/6 C/RET.	J&RM-1950/6 C/RET.
O.E.	170274	JC76061/1	J&RC-9022/1
O.E.	270789	JC71400/1	J&RC-1730/1
O.E.	275551	JC71100/1	J&RC-1159/1
O.E.	373472	JC76540/3	J&RC-1253/3
O.E.	378299	JAV0760115/6* JUNTA TAMPA VÁLVULA	JAV9372/6* JUNTA TAMPA VÁLVULA
O.E.	550227	JM76540/6 C/RET.	J&RM-1253/6 C/RET.
O.E.	550469	JS76670/1	J&RS-9119/1
O.E.	551350	JS76650/1	J&RS-9113/1
O.E.	551356	JM76655/6	J&RM-9303/6
O.E.	551363	JS76655/1	J&RS-9303/1
O.E.	551386	JM76670/6	J&RM-9119/6
O.E.	551519	JM76550/6 C/RET.	J&RM-1800/6 C/RET.
O.E.	607408	JC0140380/6*	J&RC-9471/6*
O.E.	607435	JC0140380/6*	J&RC-9471/6*
O.E.	607442	JC0140300/4*	J&RC-9074/4*
O.E.	607453	JC0140380/6*	J&RC-9471/6*
O.E.	607477	JC0140380/6*	J&RC-9471/6*
O.E.	607493	JC0590010/4* 1,42	J&RC-9357/4* 1,42
O.E.	607493	JC0590010/4* 1,42	J&RC-9357/4* 1,42
O.E.	607627	JAV0140380/6* JUNTA TAMPA VÁLVULA	JAV9471/6* JUNTA TAMPA VÁLVULA
O.E.	607628	JAV0140380/6* JUNTA TAMPA VÁLVULA	JAV9471/6* JUNTA TAMPA VÁLVULA
O.E.	607643	JAV0140300/4* JUNTA TAMPA VÁLVULA	JAV9074/4* JUNTA TAMPA VÁLVULA
O.E.	607803	JC0240110/4* 1,70	J&RC-9513/4* 1,70
O.E.	607982	JC0140380/6*	J&RC-9471/6*
O.E.	607983	JC0140300/4*	J&RC-9074/4*
O.E.	608630	JC0240110/4* 1,70	J&RC-9513/4* 1,70
O.E.	635870	JM57700/6 C/RET.	J&RM-934/6 C/RET.
O.E.	750184	JM76061/8 C/RET.	J&RM-9022/8 C/RET.
O.E.	759.630	PF0480053*	PF0480053*
O.E.	803.600	PF0700051*	PF0700051*
O.E.	1012744	JC0591100/4*	J&RC-9450/4*
O.E.	1050369	JC0590010/4* 1,42	J&RC-9357/4* 1,42
O.E.	1050370	JC0590010/4* 1,52	J&RC-9357/4* 1,52
O.E.	1050371	JC0590010/4* 1,62	J&RC-9357/4* 1,62
O.E.	1053830	JC0590190/4*	J&RC-9361/4*
O.E.	1071744	JC0591110/4	J&RC-9165/4
O.E.	1105771	JC0590190/4*	J&RC-9361/4*
O.E.	1119878	JAV0591320/4* JUNTA TAMPA VÁLVULA	JAV9586/4* JUNTA TAMPA VÁLVULA
O.E.	1124372	JC0590740/4	J&RC-9362/4
O.E.	1126120	JAV0591110/4* JUNTA TAMPA VÁLVULA	JAV9165/4* JUNTA TAMPA VÁLVULA
O.E.	1220025	JAV0590740/4* JUNTA TAMPA VÁLVULA	JAV9362/4* JUNTA TAMPA VÁLVULA
O.E.	1229872	JC0590740/4	J&RC-9362/4
O.E.	1308383	JC0590190/4*	J&RC-9361/4*
O.E.	1397727	JC2710050/6*	J&RC-9519/6*
O.E.	1397728	JC2710010/6*	J&RC-9515/6*
O.E.	1444941	JC76650/1	J&RC-9113/1
O.E.	1606038	JM0590010/4* S/ JUNTA CABEÇOTE	J&RM-9357/4* S/ JUNTA CABEÇOTE
O.E.	1606624	JS0140380/6*	J&RS-9471/6*
O.E.	1606671	JS0140380/6*	J&RS-9471/6*

Descrição do Produto / Radical MAHLE / Radical Metal Leve: Junta do Coletor de Escape / JA / JA ; Junta do Coletor de Admissão / JAA / JAA; Junta do Coletor de Admissão e Escape / JAAE / JAAE; Junta do Carter / JAC / JAC; Junta da Tampa de Válvulas / JAV / JAV; Junta da Válvula Termostática / JAVT / JAVT; Junta do Cabeçote / JC / J&RC; Jogo de Juntas Inferior do Motor / JI / J&RI; Jogo de Juntas do Motor / JM / J&RM; Jogo de Juntas Superior do Motor / JS / J&RS; Jogo de Parafusos do Cabeçote / PF / PF;

* Itens sob Consulta

TABELA DE CONVERSÃO / CROSS REFERENCE

MAHLE

CONVERSÕES		CÓDIGO MAHLE	CÓDIGO METAL LEVE
FABRICANTE	CÓDIGO		
O.E.	1606691	JS0140380/6*	J&RS-9471/6*
O.E.	1606692	JS0140380/6*	J&RS-9471/6*
O.E.	1669932	JM0590010/4* S/ JUNTA CABEÇOTE	J&RM-9357/4* S/ JUNTA CABEÇOTE
O.E.	1726617	JC1400140/6*	J&RC-9396/6*
O.E.	1726620	JC1400140/6* 0,30	J&RC-9396/6* 0,30
O.E.	1904915	JA0010090/4 JUNTA DO COLETOR ESCAPE	JA9360/4 JUNTA DO COLETOR ESCAPE
O.E.	1907853	JM0010310/6*	J&RM-9523/6*
O.E.	1930197	JM0011100/6*	J&RM-9473/6*
O.E.	1930199	JS0011000/6*	J&RS-9451/6*
O.E.	1930433	JM0011100/6*	J&RM-9473/6*
O.E.	1940051	JM0011100/6*	J&RM-9473/6*
O.E.	1940053	JM0011100/6*	J&RM-9473/6*
O.E.	2,09E+06	JS2080040/4*	J&RS-9506/4*
O.E.	2830704	JC0210520/6 1,15	J&RC-9722/6 1,15
O.E.	2830704	JC0210520/6 1,25	J&RC-9722/6 1,25
O.E.	2830705	JC0210520/6 1,15	J&RC-9722/6 1,15
O.E.	2830706	JC0210520/4 1,25	J&RC-9722/4 1,25
O.E.	2830707	JC0210520/4 1,15	J&RC-9722/4 1,15
O.E.	3014459	JI21150/6 C/RET.	J&RI-1082/6
O.E.	3047402	JC21150/2	J&RC-1082/2
O.E.	3152178	JM57100/3 C/RET.	J&RM-1178/3 C/RET.
O.E.	3210147	JC0010090/4* 1,80	J&RC-9360/4* 1,80
O.E.	3277433	JC0180340/4*	J&RC-9369/4*
O.E.	3283569	JC21380/4	J&RC-2304/4
O.E.	3283570	JC21380/6	J&RC-2304/6
O.E.	3287347	JC0180340/4*	J&RC-9369/4*
O.E.	3357004	JI21260/6 C/RET.	J&RI-9168/6 C/RET.
O.E.	3531015	JC2710030/4*	J&RC-9517/4*
O.E.	3531016	JC0180420/4*	J&RC-9371/4*
O.E.	3531017	JC0181070/4*	J&RC-9618/4*
O.E.	3801330	JS21320/6	J&RS-1488/6
O.E.	3801454	JI21420/6 C/RET.	J&RI-1488/6
O.E.	3802363	JS21380/6 C/RET.	J&RS-2304/6 C/RET.
O.E.	3802375	JI21380/4 C/RET.	J&RI-2304/4 C/RET.
O.E.	3802376	JI21380/6 C/RET.	J&RI-2304/6 C/RET.
O.E.	3802624	JS21260/6 C/RET.	J&RS-9168/6 C/RET.
O.E.	3804896	JS21380/4 C/RET.	J&RS-2304/4 C/RET.
O.E.	3967059	JC0210540/6	J&RC-9721/6
O.E.	4025107	JS0210520/4 C/RET.	J&RS-9722/4 C/RET.
O.E.	4025108	JI0210520/4 C/RET.	J&RI-9722/4 C/RET.
O.E.	4025138	JS0210520/6 C/RET.	J&RS-9722/6 C/RET.
O.E.	4025139	JI0210520/6 C/RET.	J&RI-9722/6 C/RET.
O.E.	4089758	JS0210540/6 C/RET.	J&RS-9721/6 C/RET.
O.E.	4089759	JI0210540/6 C/RET.	J&RI-9721/6 C/RET.
O.E.	4089781	JS0210520/6 C/RET.	J&RS-9722/6 C/RET.
O.E.	4203189	JM57120/4 C/RET.	J&RM-887/4 C/RET.
O.E.	4203194	JM57330/4 C/RET.	J&RM-1178/4 C/RET.
O.E.	4232232	JM57220/4 C/RET.	J&RM-988/4 C/RET.
O.E.	4236229	JM57260/4 C/RET.	J&RM-1684/4 C/RET.
O.E.	4236234	JM57240/4 C/RET.	J&RM-1338/4 C/RET.
O.E.	4236235	JM57340/4 C/RET.	J&RM-9241/4 C/RET.
O.E.	4279436	JAA0010050/4 JUNTA ADMISSÃO	JAA9183/4 JUNTA ADMISSÃO
O.E.	4330744	JC0591400/4*	J&RC-9570/4*
O.E.	4387346	JC25110/4	J&RC-1902/4
O.E.	4403007	JAA0010050/4 JUNTA ADMISSÃO	JAA9183/4 JUNTA ADMISSÃO
O.E.	4403135	JC0010090/4* 1,60	J&RC-9360/4* 1,60
O.E.	4403136	JC0010090/4* 1,70	J&RC-9360/4* 1,70
O.E.	4403137	JC0010090/4* 1,80	J&RC-9360/4* 1,80
O.E.	4403536	JS0030510/6*	J&RS-9610/6*
O.E.	4403869	JC0180310/4*	J&RC-9368/4*
O.E.	4409999	JS0180300/4	J&RS-9367/4
O.E.	4410832	JS0180310/4*	J&RS-9368/4*
O.E.	4502789	JM0012400/4* S/ JUNTA CABEÇOTE	J&RM-9630/4* S/ JUNTA CABEÇOTE
O.E.	4502790	JS0012400/4* S/ JUNTA CABEÇOTE	J&RS-9536/4* S/ JUNTA CABEÇOTE
O.E.	4502796	JM0012400/4* S/ JUNTA CABEÇOTE	J&RM-9630/4* S/ JUNTA CABEÇOTE
O.E.	4502798	JS0012400/4* S/ JUNTA CABEÇOTE	J&RS-9536/4* S/ JUNTA CABEÇOTE
O.E.	4694324	JC0100510/4*	J&RC-9420/4*
O.E.	4777071	JC0100500/4*	J&RC-9419/4*

Descrição do Produto / Radical MAHLE / Radical Metal Leve: Junta do Coletor de Escape / JA / JAA ;
 Junta do Coletor de Admissão / JAA / JAA; Junta do Coletor de Admissão e Escape / JAAE / JAAE;
 Junta do Carter / JAC / JAC; Junta da Tampa de Válvulas / JAV / JAV; Junta da Válvula Termostática / JAVT / JAVT;
 Junta do Cabeçote / JC / J&RC; Jogo de Juntas Inferior do Motor / JI / J&RI; Jogo de Juntas do Motor / JM / J&RM;
 Jogo de Juntas Superior do Motor / JS / J&RS; Jogo de Parafusos do Cabeçote / PF / PF;
 * Itens sob Consulta



© MAHLE 2019/2020 | 465

CONVERSÕES		CÓDIGO MAHLE	CÓDIGO METAL LEVE
FABRICANTE	CÓDIGO		
O.E.	4777072	JC0100500/4*	J&RC-9419/4*
O.E.	4847432	JC0010090/4* 1,80	J&RC-9360/4* 1,80
O.E.	4981796	JC0210540/6	J&RC-9721/6
O.E.	5028415	JS0591070/4*	J&RS-9436/4*
O.E.	5294713	JI0210520/6 C/RET.	J&RI-9722/6 C/RET.
O.E.	5294717	JI0210520/4 C/RET.	J&RI-9722/4 C/RET.
O.E.	5294895	JI0210540/6 C/RET.	J&RI-9721/6 C/RET.
O.E.	5306467	JS0210540/6 C/RET.	J&RS-9721/6 C/RET.
O.E.	5311311	JS0210520/4 C/RET.	J&RS-9722/4 C/RET.
O.E.	5889087	JM0251200/4*	J&RM-9452/4*
O.E.	5889088	JS0251200/4*	J&RS-9452/4*
O.E.	5890643	JM0251200/4*	J&RM-9452/4*
O.E.	5890644	JS0251200/4*	J&RS-9452/4*
O.E.	5891991	JS0251200/4*	J&RS-9452/4*
O.E.	5891992	JM0251200/4*	J&RM-9452/4*
O.E.	5892377	JS0251200/4*	J&RS-9452/4*
O.E.	5892409	JM0251200/4*	J&RM-9452/4*
O.E.	5892690	JS1980220/6*	J&RS-9430/6*
O.E.	5893692	JM0251200/4*	J&RM-9452/4*
O.E.	5893693	JS0251200/4*	J&RS-9452/4*
O.E.	5894837	JM0251600/5	J&RM-9493/5
O.E.	5894838	JM0251600/5	J&RM-9493/5
O.E.	5895155	JS1980020/4*	J&RS-9427/4*
O.E.	5895156	JM1980020/4*	J&RM-9427/4*
O.E.	5895243	JS0251700/4	J&RS-1700/4
O.E.	6354128	JM57282/6 C/RET.	J&RM-9026/6 C/RET.
O.E.	6354134	JM57280/6 C/RET.	J&RM-1172/6 C/RET.
O.E.	6357133	JM57600/6 C/RET.	J&RM-933/6 C/RET.
O.E.	7073000	JM25110/4 C/RET.	J&RMR-1902/4 C/RET.
O.E.	7073000	JM25112/4	J&RM-1902/4
O.E.	7074220	JM25070/4	J&RM-1639/4
O.E.	7074220	JM25072/4 C/RET.	J&RMR-1639/4 C/RET.
O.E.	7074900	JM25020/4 C/RET.	J&RMR-1638/4 C/RET.
O.E.	7074900	JM25022/4	J&RM-1638/4
O.E.	7076283	JM25040/4	J&RM-1829/4
O.E.	7076283	JM25042/4 C/RET.	J&RMR-1829/4 C/RET.
O.E.	7076950	JM25180/4	J&RM-1929/4
O.E.	7076950	JM25180/4 C/RET.	J&RMR-1929/4 C/RET.
O.E.	7083633	JC0140925/4*	J&RC-9266/4*
O.E.	7084970	JM0250340/4*	J&RM-9468/4*
O.E.	7321811	JC14490/4	J&RC-870/4
O.E.	7321827	JC14520/6	J&RC-1107/6
O.E.	7322161	JM14490/4	J&RM-870/4
O.E.	7326576	JM14520/6	J&RM-1107/6
O.E.	7326576	JM14520/6 C/RET.	J&RMR-1107/6 C/RET.
O.E.	7334305	JC14550/6	J&RC-572/6
O.E.	7364640	JM14550/6	J&RM-572/6
O.E.	7508621	JC25060/4	J&RC-1619/4
O.E.	7564332	JC25040/4	J&RC-1829/4
O.E.	7596552	JC0251200/4*	J&RC-9452/4*
O.E.	7640074	JC0251200/4*	J&RC-9452/4*
O.E.	7672168	JM25160/4	J&RM-2280/4
O.E.	7672168	JM25160/4 C/RET.	J&RMR-2280/4 C/RET.
O.E.	7672198	JC25180/4	J&RC-1929/4
O.E.	7708513	JC0251200/4*	J&RC-9452/4*
O.E.	7715492	JAV0251700/4 JUNTA TAMPA VÁLVULA	JAV1700/4 JUNTA TAMPA VÁLVULA
O.E.	7732330	JC25020/4	J&RC-1638/4
O.E.	7766203	JC0251500/5*	J&RC-9463/5*
O.E.	7766268	JC0251600/5	J&RC-9493/5
O.E.	9111869	JC0180310/4*	J&RC-9368/4*
O.E.	9298684	JC14420/4	J&RC-1109/4
O.E.	9300141	JM14420/4 C/RET.	J&RMR-1109/4 C/RET.
O.E.	9300141	JM14422/4	J&RM-1109/4
O.E.	9404725	JC2710020/4*	J&RC-9516/4*
O.E.	9443895	JC2710070/4*	J&RC-9521/4*
O.E.	12552362	JC0141020/6	J&RC-9412/6
O.E.	2,09E+07	JS2080040/4*	J&RS-9506/4*
O.E.	21103383	JC0591330/4*	J&RC-9593/4*

Descrição do Produto / Radical MAHLE / Radical Metal Leve: Junta do Coletor de Escape / JA / JA ;
 Junta do Coletor de Admissão / JAA / JAA; Junta do Coletor de Admissão e Escape / JAAE / JAAE;
 Junta do Carter / JAC / JAC; Junta da Tampa de Válvulas / JAV / JAV; Junta da Válvula Termostática / JAVT / JAVT;
 Junta do Cabeçote / JC / J&RC; Jogo de Juntas Inferior do Motor / JI / J&RI; Jogo de Juntas do Motor / JM /
 J&RM; Jogo de Juntas Superior do Motor / JS / J&RS; Jogo de Parafusos do Cabeçote / PF / PF;
 * Itens sob Consulta

CONVERSÕES		CÓDIGO MAHLE	CÓDIGO METAL LEVE
FABRICANTE	CÓDIGO		
O.E.	27198001	JM70680/4 C/RET.	J&RMR-1479/4 C/RET.
O.E.	27198001	JM70682/4	J&RM-1479/4
O.E.	30777325	JC0590740/4	J&RC-9362/4
O.E.	32873473	JC0180340/4*	J&RC-9369/4*
O.E.	34666172	JAAE0180530/4* ADMISSÃO / ESCAPE	JAAE9328/4* ADMISSÃO / ESCAPE
O.E.	46410505	JC25600/4	J&RC-9016/4
O.E.	46410960	JC0250900/4*	J&RC-9479/4*
O.E.	46426755	JC0251800/5*	J&RC-9524/5*
O.E.	46541740	JC25460/4	J&RC-2462/4
O.E.	46546120	JC25400/4	J&RC-2463/4
O.E.	46774976	JC0252200/5*	J&RC-9535/5*
O.E.	52278189	JM14270/4 C/RET.	J&RMR-1600/4 C/RET.
O.E.	52278189	JM14272/4	J&RM-1600/4
O.E.	58198012	JS0701130/4*	J&RS-9388/4*
O.E.	60543571	JC1980200/4*	J&RC-9625/4*
O.E.	60548751	JC1980200/4*	J&RC-9625/4*
O.E.	60569896	JC1980201/4*	J&RC-9626/4*
O.E.	60569900	JC1980200/4*	J&RC-9625/4*
O.E.	60570351	JC1980221/6*	J&RC-9431/6*
O.E.	60570352	JC1980220/6*	J&RC-9430/6*
O.E.	60586217	JAV0251700/4 JUNTA TAMPA VÁLVULA	JAV1700/4 JUNTA TAMPA VÁLVULA
O.E.	60596115	JC1980020/4*	J&RC-9427/4*
O.E.	60608894	JC1980270/4*	J&RC-9426/4*
O.E.	60608895	JC1980020/4*	J&RC-9427/4*
O.E.	60743551	JS1980220/6*	J&RS-9430/6*
O.E.	60743916	JC1980200/4*	J&RC-9625/4*
O.E.	60743916	JC1980220/6*	J&RC-9430/6*
O.E.	60743919	JC1980201/4*	J&RC-9626/4*
O.E.	60743919	JC1980221/6*	J&RC-9431/6*
O.E.	60777057	JS1980220/6*	J&RS-9430/6*
O.E.	60777117	JS1980220/6*	J&RS-9430/6*
O.E.	60777247	JS1980220/6*	J&RS-9430/6*
O.E.	60778304	JS1980220/6*	J&RS-9430/6*
O.E.	60778799	JM1980220/6*	J&RM-9430/6*
O.E.	60778829	JS1980220/6*	J&RS-9430/6*
O.E.	60807932	JC1980220/6*	J&RC-9430/6*
O.E.	60816712	JM1980230/4	J&RM-9429/4
O.E.	65602514	JS0440200/4* S/ JUNTA CABEÇOTE	J&RS-2377/4* S/ JUNTA CABEÇOTE
O.E.	70490147	JC57120/4	J&RC-887/4
O.E.	70490164	JC57600/6	J&RC-933/6
O.E.	70490181	JC57100/3	J&RC-1178/3
O.E.	70490196	JC57700/6	J&RC-934/6
O.E.	70490304	JC57200/4	J&RC-1097/4
O.E.	70490307	JC57850/4	J&RC-9059/4
O.E.	70490411	JC57330/4	J&RC-1178/4
O.E.	70490415	JC57300/4	J&RC-2142/4
O.E.	70490415	JC57430/4	J&RC-2257/4
O.E.	71711023	JS1980270/4*	J&RS-9426/4*
O.E.	71711024	JM1980270/4*	J&RM-9426/4*
O.E.	71711280	JM1980020/4*	J&RM-9427/4*
O.E.	71711518	JM0251800/5*	J&RM-9524/5*
O.E.	71713032	JM0250900/4*	J&RM-9479/4*
O.E.	71713631	JS1980310/4*	J&RS-9422/4*
O.E.	71713634	JM1980300/4*	J&RM-9428/4*
O.E.	71713675	JS0251900/5*	J&RS-9527/5*
O.E.	71713676	JM0251900/5*	J&RM-9527/5*
O.E.	71713695	JS0012400/4* S/ JUNTA CABEÇOTE	J&RS-9536/4* S/ JUNTA CABEÇOTE
O.E.	71713696	JM0012400/4* S/ JUNTA CABEÇOTE	J&RM-9630/4* S/ JUNTA CABEÇOTE
O.E.	71713696	JM01050/4	J&RM-9183/4
O.E.	71713724	JM1980230/4	J&RM-9429/4
O.E.	71713987	JS0010050/4* S/ JUNTA CABEÇOTE	J&RS-9183/4* S/ JUNTA CABEÇOTE
O.E.	71713988	JM0010050/4 S/ JUNTA CABEÇOTE	J&RM-9183/4 S/ JUNTA CABEÇOTE
O.E.	71714576	JM0251500/5*	J&RM-9463/5*
O.E.	71718852	JS0251300/4	J&RS-9456/4
O.E.	71718853	JM0251300/4	J&RM-9456/4
O.E.	74198012	JS0701150/5 S/ JUNTA CABEÇOTE	J&RS-9392/5 S/ JUNTA CABEÇOTE
O.E.	74198012	JS0701150/5 S/ JUNTA CABEÇOTE	J&RS-9392/5 S/ JUNTA CABEÇOTE
O.E.	78198025	JAV0701140/6* JUNTA TAMPA VÁLVULA	JAV9389/6* JUNTA TAMPA VÁLVULA

Descrição do Produto / Radical MAHLE / Radical Metal Leve: Junta do Coletor de Escape / JA / JA ;
 Junta do Coletor de Admissão / JAA / JAA; Junta do Coletor de Admissão e Escape / JAAE / JAAE;
 Junta do Câter / JAC / JAC; Junta da Tampa de Válvulas / JAV / JAV; Junta da Válvula Termostática / JAVT / JAVT;
 Junta do Cabeçote / JC / J&RC; Jogo de Juntas Inferior do Motor / JI / J&RI; Jogo de Juntas do Motor / JM / J&RM;
 Jogo de Juntas Superior do Motor / JS / J&RS; Jogo de Parafusos do Cabeçote / PF / PF;
 * Itens sob Consulta

CONVERSÕES		CÓDIGO MAHLE	CÓDIGO METAL LEVE
FABRICANTE	CÓDIGO		
O.E.	82600500	JS31000/6	J&RS-2346/6
O.E.	82600600	JM31010/6	J&RM-2235/6
O.E.	90088213	JC0140380/6*	J&RC-9471/6*
O.E.	90122958	JC14080/4	J&RC-1260/4
O.E.	90237386	JAV0140380/6* JUNTA TAMPA VÁLVULA	JAV9471/6* JUNTA TAMPA VÁLVULA
O.E.	90280360	JC0140300/4*	J&RC-9074/4*
O.E.	90284188	JC0140380/6*	J&RC-9471/6*
O.E.	90295791	JAV0140380/6* JUNTA TAMPA VÁLVULA	JAV9471/6* JUNTA TAMPA VÁLVULA
O.E.	90299556	JAV0140380/6* JUNTA TAMPA VÁLVULA	JAV9471/6* JUNTA TAMPA VÁLVULA
O.E.	90409100	JC14165/4	J&RC-9186/4
O.E.	90409710	JC0140300/4*	J&RC-9074/4*
O.E.	90409877	JC14780/4	J&RC-9215/4
O.E.	90410093	JC14185/4	J&RC-9020/4
O.E.	90466638	JAV0140300/4* JUNTA TAMPA VÁLVULA	JAV9074/4* JUNTA TAMPA VÁLVULA
O.E.	91111863	JC0141100/4*	J&RC-9623/4*
O.E.	91118404	JM0141100/4*	J&RM-9623/4*
O.E.	91131966	JC0590010/4* 1,42	J&RC-9357/4* 1,42
O.E.	91175419	JM0141040/3	J&RM-9414/3
O.E.	91505102	JC0440320/4*	J&RC-9470/4*
O.E.	91505109	JC0440320/4*	J&RC-9470/4*
O.E.	91505110	JC0440320/4*	J&RC-9470/4*
O.E.	91505787	JC0440320/4*	J&RC-9470/4*
O.E.	91538611	JC0440320/4*	J&RC-9470/4*
O.E.	91538612	JC0440320/4* 1,50	J&RC-9470/4* 1,50
O.E.	91539812	JC0440320/4*	J&RC-9470/4*
O.E.	91540236	JAV0440800/4* JUNTA TAMPA VÁLVULA	JAV9484/4* JUNTA TAMPA VÁLVULA
O.E.	93160143	JS0180300/4	J&RS-9367/4
O.E.	93219497	JM14140/4 C/RET.	J&RMR-2141/4 C/RET.
O.E.	93219497	JM14142/4	J&RM-2141/4
O.E.	93242472	JC0140525/6*	J&RC-2213/6*
O.E.	93294583	JC0140925/4*	J&RC-9266/4*
O.E.	93331268	JC0440360/4* 1,30	J&RC-9453/4* 1,30
O.E.	93331269	JC0440360/4* 1,35	J&RC-9453/4* 1,35
O.E.	93331270	JC0440360/4* 1,40	J&RC-9453/4* 1,40
O.E.	93331272	JC0440360/4* 1,50	J&RC-9453/4* 1,50
O.E.	93363560	JC14320/4	J&RC-2070/4
O.E.	93399932	JC0140490/4*	J&RC-0870/4*
O.E.	94560011	JC0440320/4*	J&RC-9470/4*
O.E.	94601825	JC14090/4	J&RC-1424/4
O.E.	94622395	JM14010/4 C/RET.	J&RMR-1147/4 C/RET.
O.E.	94622395	JM14012/4	J&RM-1147/4
O.E.	94658175	JC14240/4	J&RC-1615/4
O.E.	94658176	JC14270/4	J&RC-1600/4
O.E.	94854152	JS0631900/4*	J&RS-9575/4*
O.E.	94858642	JM0141070/4*	J&RM-9418/4*
O.E.	94874776	JC0010090/4* 1,80	J&RC-9360/4* 1,80
O.E.	95590822	JM0440320/4*	J&RM-9470/4*
O.E.	95602513	JS0440200/4* S/ JUNTA CABEÇOTE	J&RS-2377/4* S/ JUNTA CABEÇOTE
O.E.	95614597	JM0440320/4*	J&RM-9470/4*
O.E.	95644581	JS0440200/4* S/ JUNTA CABEÇOTE	J&RS-2377/4* S/ JUNTA CABEÇOTE
O.E.	95650748	JM0440790/4*	J&RM-9483/4*
O.E.	95650948	JM0440790/4*	J&RM-9483/4*
O.E.	95653027	JM0100530/6*	J&RM-9436/6*
O.E.	95656400	JM0100540/6*	J&RM-9439/6*
O.E.	95659411	JM0100540/6*	J&RM-9439/6*
O.E.	96008902	JC0440320/4*	J&RC-9470/4*
O.E.	96062536	JC0440760/4* 1,40	J&RC-9477/4* 1,40
O.E.	96075122	JC0440320/4*	J&RC-9470/4*
O.E.	96129692	JC0440760/4* 1,40	J&RC-9477/4* 1,40
O.E.	96133146	JC0440320/4*	J&RC-9470/4*
O.E.	96391436	JC0141010/4	J&RC-9411/4
O.E.	97062776	JC0240110/4* 1,70	J&RC-9513/4* 1,70
O.E.	97066198	JC0240110/4* 1,70	J&RC-9513/4* 1,70
O.E.	97520610	JC0440760/4* 1,40	J&RC-9477/4* 1,40
O.E.	97520616	JC0440910/4*	J&RC-9510/4*
O.E.	98418361	JC0010330/3*	J&RC-9525/3*
O.E.	98425767	JAA0010050/4 JUNTA ADMISSÃO	JAA9183/4 JUNTA ADMISSÃO
O.E.	98434020	JAA0010090/4 JUNTA DO COLETOR ESCAPE	JAA9360/4 JUNTA DO COLETOR ESCAPE

Descrição do Produto / Radical MAHLE / Radical Metal Leve: Junta do Coletor de Escape / JA / JA ;
 Junta do Coletor de Admissão / JAA / JAA; Junta do Coletor de Admissão e Escape / JAAE / JAAE;
 Junta do Carter / JAC / JAC; Junta da Tampa de Válvulas / JAV / JAV; Junta da Válvula Termostática / JAVT / JAVT;
 Junta do Cabeçote / JC / J&RC; Jogo de Juntas Inferior do Motor / JI / J&RI; Jogo de Juntas do Motor / JM /
 J&RM; Jogo de Juntas Superior do Motor / JS / J&RS; Jogo de Parafusos do Cabeçote / PF / PF;
 * Itens sob Consulta

TABELA DE CONVERSÃO / CROSS REFERENCE

MAHLE

CONVERSÕES		CÓDIGO MAHLE	CÓDIGO METAL LEVE
FABRICANTE	CÓDIGO		
O.E.	98446492	JAC0010050/4* JUNTA TAMPA DO CÂRTER	JAC9183/4* JUNTA TAMPA DO CÂRTER
O.E.	98463948	JC0010090/4* 1,80	J&RC-9360/4* 1,80
O.E.	98465823	JC0010330/3*	J&RC-9525/3*
O.E.	98473478	JC0010090/4* 1,80	J&RC-9360/4* 1,80
O.E.	98482291	JC0010090/4* 1,80	J&RC-9360/4* 1,80
O.E.	98492580	JC0010090/4* 1,70	J&RC-9360/4* 1,70
O.E.	98492581	JC0010090/4* 1,60	J&RC-9360/4* 1,60
O.E.	98499876	JC0010090/4* 1,80	J&RC-9360/4* 1,80
O.E.	99425767	JAA0010050/4 JUNTA ADMISSÃO	JAA9183/4 JUNTA ADMISSÃO
O.E.	99432353	JC0440020/4* 1,30	J&RC-9358/4* 1,30
O.E.	99432354	JC01050/1	J&RC-9183/4
O.E.	99432354	JC0440020/4* 1,20	J&RC-9358/4* 1,20
O.E.	99435791	JC0010330/3*	J&RC-9525/3*
O.E.	99458402	JC0440020/4* 1,50	J&RC-9358/4* 1,50
O.E.	99460467	JC0010330/3*	J&RC-9525/3*
O.E.	99460983	JC0440020/4* 1,40	J&RC-9358/4* 1,40
O.E.	99465715	JC0010040/4*	J&RC-1085/4*
O.E.	99477120	JS0012400/4* S/ JUNTA CABEÇOTE	J&RS-9536/4* S/ JUNTA CABEÇOTE
O.E.	99478953	JM0010110/4* S/ JUNTA CABEÇOTE	J&RM-9360/4* S/ JUNTA CABEÇOTE
O.E.	99478955	JS0012400/4* S/ JUNTA CABEÇOTE	J&RS-9536/4* S/ JUNTA CABEÇOTE
O.E.	99488486	JAC0010050/4* JUNTA TAMPA DO CÂRTER	JAC9183/4* JUNTA TAMPA DO CÂRTER
O.E.	500306170	JC0010050/4 1,60	J&RC-9183/4 1,60
O.E.	500306171	JC0010050/4 1,70	J&RC-9183/4 1,70
O.E.	500306172	JC0010050/4 1,80	J&RC-9183/4 1,80
O.E.	605699002	JC1980220/6*	J&RC-9430/6*
O.E.	770146820	JS0180400/4	J&RS-9327/4
O.E.	770273486	JAC0180400/4* JUNTA TAMPA DO CÂRTER	JAC9327/4 JUNTA* TAMPA DO CÂRTER
O.E.	836640289	JS31000/3	J&RS-2346/3
O.E.	836646351	JC31000/3	J&RC-2346/3
O.E.	836740280	JS31000/4	J&RS-2346/4
O.E.	836740642	JM31010/4	J&RM-2235/4
O.E.	1020160520	JC0480340/4*	J&RC-9558/4*
O.E.	1020160620	JC0480340/4*	J&RC-9558/4*
O.E.	1020161220	JC0480340/4*	J&RC-9558/4*
O.E.	1020161420	JC0480340/4*	J&RC-9558/4*
O.E.	1020162220	JC0480340/4*	J&RC-9558/4*
O.E.	1020162320	JC0480340/4*	J&RC-9558/4*
O.E.	1040102130	JAV0481050/6* JUNTA TAMPA VÁLVULA	JAV9582/6* JUNTA TAMPA VÁLVULA
O.E.	1110102920	JS0480750/4	J&RS-9563/4
O.E.	1110104020	JS0481060/4	J&RS-9585/4
O.E.	1110106020	JS0481060/4	J&RS-9585/4
O.E.	1110106220	JS0480720/4	J&RS-9565/4
O.E.	1110106820	JS0481000/4*	J&RS-9434/4*
O.E.	1110106920	JS0480720/4	J&RS-9565/4
O.E.	1110161020	JC0481000/4*	J&RC-9434/4*
O.E.	1110162720	JC0481000/4*	J&RC-9434/4*
O.E.	1121743375	JS1400220/4*	J&RS-9404/4*
O.E.	1606691692	JS0140380/6*	J&RS-9471/6*
O.E.	1660160120	JC0480750/4*	J&RC-9576/4*
O.E.	1660160220	JC0481010/4*	J&RC-9578/4*
O.E.	1660180080	JAV0480750/4* JUNTA TAMPA VÁLVULA	JAV9576/4* JUNTA TAMPA VÁLVULA
O.E.	1661410080	JAA0480750/4* JUNTA ADMISSÃO	JAA9576/4* JUNTA ADMISSÃO
O.E.	1928300641	JAV0251600/5 JUNTA TAMPA VÁLVULA	JAV9493/5 JUNTA TAMPA VÁLVULA
O.E.	2231133110	JC0100560/4*	J&RC-9440/4*
O.E.	2231135010	JC0100580/6*	J&RC-9444/6*
O.E.	2231135020	JC0100580/6*	J&RC-9444/6*
O.E.	3140160220	JC48510/4-98,5mm	J&RC-1475/4-98,5mm
O.E.	3160161820	JC0480330/4*	J&RC-9214/4*
O.E.	3160162020	JC0480330/4*	J&RC-9214/4*
O.E.	3440167520	JC48350/6-100,0mm	J&RC-1049/6-100mm
O.E.	3440167520	JC48350/6-98,5mm	J&RC-9041/6-98,5mm
O.E.	3450160020	JC48600/2	J&RC-900/2
O.E.	3460160320	JC48600/1	J&RC-900/1
O.E.	3520101280	JS48350/6-98,5mm	J&RS-9041/6-98,5mm
O.E.	3520102780	JS48350/6-100,0mm	J&RS-9041/6-100,0mm
O.E.	3525861290	JM48250/6-100,0mm C/RET.	J&RM-995/6-100,0mm C/RET.
O.E.	3550160220	JC48600/3	J&RC-900/3
O.E.	3555860290	JM48600/5 C/RET.	J&RM-900/5 C/RET.

Descrição do Produto / Radical MAHLE / Radical Metal Leve: Junta do Coletor de Escape / JA / JA ;
 Junta do Coletor de Admissão / JAA / JAA; Junta do Coletor de Admissão e Escape / JAAE / JAAE;
 Junta do Câster / JAC / JAC; Junta da Tampa de Válvulas / JAV / JAV; Junta da Válvula Termostática / JAVT / JAVT;
 Junta do Cabeçote / JC / J&RC; Jogo de Juntas Inferior do Motor / JI / J&RI; Jogo de Juntas do Motor / JM / J&RM;
 Jogo de Juntas Superior do Motor / JS / J&RS; Jogo de Parafusos do Cabeçote / PF / PF;
 * Itens sob Consulta



© MAHLE 2019/2020 | 469

CONVERSÕES		CÓDIGO MAHLE	CÓDIGO METAL LEVE
FABRICANTE	CÓDIGO		
O.E.	3555860390	JM48600/6 C/RET.	J&RM-900/6 C/RET.
O.E.	3640160320	JC48510/4-100,0mm	J&RC-1475/4-100,0mm
O.E.	3660103820	JS48510/6-100,0mm	J&RS-1475/6-100mm
O.E.	3681000000	JC57270/3	J&RC-9240/3
O.E.	4075865090	JM48930/6	J&RM-1894/6
O.E.	4075865090	JM48940/6 C/RET.	J&RM-2095/6 C/RET.
O.E.	4420160220	JC48930/1	J&RC-1894/1
O.E.	4420160420	JC48930/1	J&RC-1894/1
O.E.	4420160621	JS48930/1 C/RET.	J&RS-1894/1 C/RET.
O.E.	4570103120	JS48970/1	J&RS-2470/1
O.E.	4570103120	JS48970/1 C/RET.	J&RS-2470/1 C/RET.
O.E.	4570107320	JC0480964/1*	J&RC-9272/1*
O.E.	4570107320	JS48990/1	J&RS-2395/1
O.E.	4570107320	JS48990/1 C/RET.	J&RS-2395/1 C/RET.
O.E.	4570107920	JS48964/1	J&RS-9272/1
O.E.	4570107920	JS48964/1 C/RET.	J&RS-9272/1 C/RET.
O.E.	4570161120	JC48990/1	J&RC-2395/1
O.E.	4570161220	JC48964/1	J&RC-9272/1
O.E.	4760100020	JS48930/1	J&RS-1894/1
O.E.	4760100605	JM48940/6 C/RET.	J&RM-2095/6 C/RET.
O.E.	5001001283	JAA0010050/4 JUNTA ADMISSÃO	JAA9183/4 JUNTA ADMISSÃO
O.E.	5001823627	JC0010090/4* 1,80	J&RC-9360/4* 1,80
O.E.	6110101020	JS0480880/4*	J&RS-9198/4*
O.E.	6110104520	JS0480880/4*	J&RS-9198/4*
O.E.	6120101320	JS0481020/4*	J&RS-9581/4*
O.E.	6120101820	JS0481020/4*	J&RS-9581/4*
O.E.	6120160320	JC0481020/4	J&RC-9581/4
O.E.	6160100780	JS0480330/4*	J&RS-9214/4*
O.E.	6160104821	JM0480330/4*	J&RM-9214/4*
O.E.	6160160920	JC0480330/4*	J&RC-9214/4*
O.E.	6160161220	JC0480330/4*	J&RC-9214/4*
O.E.	6160161420	JC0480330/4*	J&RC-9214/4*
O.E.	6160161520	JC0480330/4*	J&RC-9214/4*
O.E.	6160161820	JC0480330/4*	J&RC-9214/4*
O.E.	6160161920	JC0480330/4*	J&RC-9214/4*
O.E.	6160162020	JC0480330/4*	J&RC-9214/4*
O.E.	6165860490	JS0480330/4*	J&RS-9214/4*
O.E.	6165860990	JS0480330/4*	J&RS-9214/4*
O.E.	6165861290	JS0480330/4*	J&RS-9214/4*
O.E.	6470160620	JC0481020/4	J&RC-9581/4
O.E.	7438610009	JS0180420/4*	J&RS-9371/4*
O.E.	7700034967	JAA0010050/4 JUNTA ADMISSÃO	JAA9183/4 JUNTA ADMISSÃO
O.E.	7700108254	JC18350/4	J&RC-9329/4
O.E.	7700112739	JC18100/4	J&RC-9226/4
O.E.	7700113234	JC0180210/4	J&RC-9326/4
O.E.	7700273486	JAC0180400/4* JUNTA TAMPA DO CÂRTER	JAC9327/4 JUNTA* TAMPA DO CÂRTER
O.E.	7700567327	JC0180340/4*	J&RC-9369/4*
O.E.	7700638592	JC18220/4	J&RC-9330/4
O.E.	7700642547	JC0180340/4*	J&RC-9369/4*
O.E.	7700680689	JC0180340/4*	J&RC-9369/4*
O.E.	7700696483	JC0180340/4*	J&RC-9369/4*
O.E.	7700705406	JC0180340/4*	J&RC-9369/4*
O.E.	7700716666	JAV1950310/4* JUNTA TAMPA VÁLVULA	JAV9366/4* JUNTA TAMPA VÁLVULA
O.E.	7700719666	JAV1950310/4* JUNTA TAMPA VÁLVULA	JAV9366/4* JUNTA TAMPA VÁLVULA
O.E.	7700738282	JC0181020/4*	J&RC-9615/4*
O.E.	7700743903	JAV1950310/4* JUNTA TAMPA VÁLVULA	JAV9366/4* JUNTA TAMPA VÁLVULA
O.E.	7700851013	JC0180410/4*	J&RC-9328/4*
O.E.	7700851083	JC0180410/4*	J&RC-9328/4*
O.E.	7700854539	JAAE0180530/4* ADMISSÃO / ESCAPE	JAAE9328/4* ADMISSÃO / ESCAPE
O.E.	7700855717	JC0181040/4*	J&RC-9616/4*
O.E.	7700858386	JC0181020/4*	J&RC-9615/4*
O.E.	7700859273	JC18530/4	J&RC-9328/4
O.E.	7700859803	JC0181040/4*	J&RC-9616/4*
O.E.	7700866683	JC18400/4	J&RC-9327/4
O.E.	7701034234	JC0010090/4* 1,80	J&RC-9360/4* 1,80
O.E.	7701034967	JAA0010050/4 JUNTA ADMISSÃO	JAA9183/4 JUNTA ADMISSÃO
O.E.	7701035217	JC18860/4	J&RC-9161/4
O.E.	7701035660	JC0010090/4* 1,80	J&RC-9360/4* 1,80

Descrição do Produto / Radical MAHLE / Radical Metal Leve: Junta do Coletor de Escape / JA / JA ;
 Junta do Coletor de Admissão / JAA / JAA; Junta do Coletor de Admissão e Escape / JAAE / JAAE;
 Junta do Câster / JAC / JAC; Junta da Tampa de Válvulas / JAV / JAV; Junta da Válvula Termostática / JAVT / JAVT;
 Junta do Cabeçote / JC / J&RC; Jogo de Juntas Inferior do Motor / JI / J&RI; Jogo de Juntas do Motor / JM /
 J&RM; Jogo de Juntas Superior do Motor / JS / J&RS; Jogo de Parafusos do Cabeçote / PF / PF;
 * Itens sob Consulta

TABELA DE CONVERSÃO / CROSS REFERENCE

MAHLE

CONVERSÕES		CÓDIGO MAHLE	CÓDIGO METAL LEVE
FABRICANTE	CÓDIGO		
O.E.	7701035824	JA0010090/4 JUNTA DO COLETOR ESCAPE	JA9360/4 JUNTA DO COLETOR ESCAPE
O.E.	7701036311	JAV0180370/4* JUNTA TAMPA VÁLVULA	JAV9370/4* JUNTA TAMPA VÁLVULA
O.E.	7701038393	JC0010090/4* 1,80	J&RC-9360/4* 1,80
O.E.	7701049734	JAV0180210/4* JUNTA TAMPA VÁLVULA	JAV9326/4* JUNTA TAMPA VÁLVULA
O.E.	7701049888	JAV0180693/4* JUNTA TAMPA VÁLVULA	JAV9268/4* JUNTA TAMPA VÁLVULA
O.E.	7701146820	JM18400/4 C/RET.	J&RMR-9327/4 C/RET.
O.E.	7701206361	JM0012400/4* S/ JUNTA CABEÇOTE	J&RM-9630/4* S/ JUNTA CABEÇOTE
O.E.	7701348118	JC0180340/4*	J&RC-9369/4*
O.E.	7701349331	JC0180340/4*	J&RC-9369/4*
O.E.	7701460132	JS0180430/4*	J&RS-9465/4*
O.E.	7701460151	JM18220/4 C/RET.	J&RMR-9330/4 C/RET.
O.E.	7701461334	JM18860/4 C/RET.	J&RMR-9161/4 C/RET.
O.E.	7701462492	JS0180340/4*	J&RS-9369/4*
O.E.	7701464134	JS0180430/4*	J&RS-9465/4*
O.E.	7701465194	JS0181030/4*	J&RS-9615/4*
O.E.	7701466446	JS0181030/4*	J&RS-9615/4*
O.E.	7701467058	JM18530/4 C/RET.	J&RMR-9328/4 C/RET.
O.E.	7701467058	JS0180530/4	J&RS-9328/4
O.E.	7701467230	JS0181030/4*	J&RS-9615/4*
O.E.	7701467609	JS0180430/4*	J&RS-9465/4*
O.E.	7701468710	JS0180400/4	J&RS-9327/4
O.E.	7701469326	JS0181080/4*	J&RS-9619/4*
O.E.	7701470855	JS0440920/4	J&RS-9511/4
O.E.	7701471278	JM18350/4 C/RET.	J&RMR-9329/4 C/RET.
O.E.	7701471278	JS0180300/4	J&RS-9367/4
O.E.	7701471886	JM18100/4 C/RET.	J&RMR-9226/4 C/RET.
O.E.	7701471886	JS0180100/4	J&RS-9226/4
O.E.	7701472249	JS0180100/4	J&RS-9621/4*
O.E.	7701472821	JS0180100/4	J&RS-9610/6*
O.E.	7701472955	JS0180100/4	J&RS-9326/4*
O.E.	7701473003	JM18695/4	J&RM-9127/4
O.E.	7701473003	JM18695/4 C/RET.	J&RMR-9127/4 C/RET.
O.E.	7701473003	JS0180695/4	J&RS-9127/4
O.E.	7701473007	JAA0180693/4* JUNTA ADMISSÃO	JAA9268/4* JUNTA ADMISSÃO
O.E.	7701475823	JAA0180693/4* JUNTA ADMISSÃO	JAA9268/4* JUNTA ADMISSÃO
O.E.	7708720755	JC0180340/4*	J&RC-9369/4*
O.E.	8200034315	JC0180210/4	J&RC-9326/4
O.E.	8200057611	JC0180310/4*	J&RC-9368/4*
O.E.	8200062273	JC18695/4	J&RC-9127/4
O.E.	9040101921	JS48980/4 C/RET.	J&RS-9088/4 C/RET.
O.E.	9040161120	JC48980/4	J&RC-9088/4
O.E.	9060105521	JS48760/6 C/RET.	J&RS-9295/6 C/RET.
O.E.	9060161220	JC48760/6	J&RC-9295/6
O.E.	9153861180	JC0440320/4*	J&RC-9470/4*
O.E.	9153974080	JC0440320/4*	J&RC-9470/4*
O.E.	9240101520	JS48770/4 C/RET.	J&RS-9296/4 C/RET.
O.E.	9240160720	JC48770/4	J&RC-9296/4
O.E.	9260102520	JS48780/6 C/RET.	J&RS-9297/6 C/RET.
O.E.	9260160820	JC48780/6	J&RC-9297/6
O.E.	9400197379	JS0440200/4* S/ JUNTA CABEÇOTE	J&RS-2377/4* S/ JUNTA CABEÇOTE
O.E.	9456001443	JC0440760/4* 1,40	J&RC-9477/4* 1,40
O.E.	9463377480	JAV0660000/4 JUNTA TAMPA VÁLVULA (ADMISSÃO)	JAV9359/4 JUNTA TAMPA VÁLVULA (ADMISSÃO)
O.E.	9463377580	JAV0660000/4 JUNTA TAMPA VÁLVULA (ESCAPE)	JAV9359/4 JUNTA TAMPA VÁLVULA (ESCAPE)
O.E.	9567221180	JS0440200/4* S/ JUNTA CABEÇOTE	J&RS-2377/4* S/ JUNTA CABEÇOTE
O.E.	9569752880	JM0440360/4* S/ JUNTA CABEÇOTE	J&RM-9453/4* S/ JUNTA CABEÇOTE
O.E.	9600897480	JC0440320/4* 1,50	J&RC-9470/4* 1,50
O.E.	9605681180	JC0100530/6*	J&RC-9436/6*
O.E.	9616818580	JC0440040/4	J&RC-9467/4
O.E.	9619895980	JC0100530/6*	J&RC-9436/6*
O.E.	9635967180	JC0440360/4* 1,30	J&RC-9453/4* 1,30
O.E.	9635967280	JC0440360/4* 1,35	J&RC-9453/4* 1,35
O.E.	9635967380	JC0440360/4* 1,40	J&RC-9453/4* 1,40
O.E.	9635967580	JC0440360/4* 1,30	J&RC-9453/4* 1,30
O.E.	9636017880	JC0660000/4	J&RC-9359/4
O.E.	11121278306	JC1400120/6*	J&RC-9394/6*
O.E.	11121287686	JC1400120/6*	J&RC-9394/6*
O.E.	11121404497	JC1400200/4 1,63	J&RC-9402/4 1,63
O.E.	11121405323	JC1400170/4*	J&RC-9399/4*

Descrição do Produto / Radical MAHLE / Radical Metal Leve: Junta do Coletor de Escape / JA / JA ;
 Junta do Coletor de Admissão / JAA / JAA; Junta do Coletor de Admissão e Escape / JAAE / JAAE;
 Junta do Câster / JAC / JAC; Junta da Tampa de Válvulas / JAV / JAV; Junta da Válvula Termostática / JAVT / JAVT;
 Junta do Cabeçote / JC / J&RC; Jogo de Juntas Inferior do Motor / JI / J&RI; Jogo de Juntas do Motor / JM / J&RM;
 Jogo de Juntas Superior do Motor / JS / J&RS; Jogo de Parafusos do Cabeçote / PF / PF;
 * Itens sob Consulta



© MAHLE 2019/2020 | 471

CONVERSÕES		CÓDIGO MAHLE	CÓDIGO METAL LEVE
FABRICANTE	CÓDIGO		
O.E.	11121405748	JC1400170/4*	J&RC-9399/4*
O.E.	11121427826	JS1400260/6*	J&RS-9410/6*
O.E.	11121433949	JC1400220/4*	J&RC-9404/4*
O.E.	11121433950	JC1400220/4*	J&RC-9404/4*
O.E.	11121435584	JC1400100/4*	J&RC-9407/4*
O.E.	11121435586	JC1400240/6*	J&RC-9408/6*
O.E.	11121716223	JC1400120/6*	J&RC-9394/6*
O.E.	11121721546	JC1400150/4*	J&RC-9397/4*
O.E.	11121722523	JC1400140/6*	J&RC-9396/6*
O.E.	11121726617	JC1400140/6*	J&RC-9396/6*
O.E.	11121726618	JC1400140/6*	J&RC-9396/6*
O.E.	11121726620	JC1400140/6* 0,30	J&RC-9396/6* 0,30
O.E.	11121727842	JC1400190/4*	J&RC-9401/4*
O.E.	11121729893	JC1400135/6* 1,64	J&RC-9629/6* 1,64
O.E.	11121729897	JC1400130/6* 1,64	J&RC-9395/6* 1,64
O.E.	11121729987	JC1400130/6* 1,64	J&RC-9395/6* 1,64
O.E.	11121730223	JC1400120/6*	J&RC-9394/6*
O.E.	11121730226	JC1400120/6*	J&RC-9394/6*
O.E.	11121730253	JS1400140/6*	J&RS-9396/6*
O.E.	11121731575	JC1400135/6* 1,64	J&RC-9629/6* 1,64
O.E.	11121731652	JC1400130/6* 1,64	J&RC-9395/6* 1,64
O.E.	11121736317	JC1400160/4*	J&RC-9398/4*
O.E.	11121736318	JC1400165/4	J&RC-9630/4
O.E.	11121736348	JC1400160/4*	J&RC-9398/4*
O.E.	11121739849	JC1400220/4*	J&RC-9404/4*
O.E.	11121740984	JS1400210/6*	J&RS-9403/6*
O.E.	11121743375	JS1400220/4*	J&RS-9404/4*
O.E.	11127501304	JC1400100/4*	J&RC-9407/4*
O.E.	11127506983	JC1400240/6*	J&RC-9408/6*
O.E.	11127509710	JC1400250/6*	J&RC-9409/6*
O.E.	11129064467	JS1400180/6*	J&RS-9400/6*
O.E.	11129064487	JS1400180/6*	J&RS-9400/6*
O.E.	11129066434	JS1400150/4*	J&RS-9397/4*
O.E.	11129066452	JS1400190/4*	J&RS-9401/4*
O.E.	11129070531	JAV1400210/6* JUNTA TAMPA VÁLVULA	JAV9403/6* JUNTA TAMPA VÁLVULA
O.E.	11129070532	JAV1400140/6* JUNTA TAMPA VÁLVULA	JAV9396/6* JUNTA TAMPA VÁLVULA
O.E.	11129070990	JAV1400100/4* JUNTA TAMPA VÁLVULA	JAV9407/4* JUNTA TAMPA VÁLVULA
O.E.	1,11214E+11	JC1400220/4*	J&RC-9404/4*
O.E.	1,11217E+11	JC1400150/4*	J&RC-9397/4*
O.E.	622608540034	JC13250/1	J&RC-1076/1
O.E.	922500130207	JM13000/3 C/RET.	J&RM-910/3 C/RET.
O.E.	922500130217	JM13000/4 C/RET.	J&RM-910/4 C/RET.
O.E.	922508540024	JC13000/1	J&RC-910/1
O.E.	922600130277	JM13250/4 C/RET.	J&RM-1076/4 C/RET.
O.E.	922900130297	JM13600/3 C/RET.	J&RM-2180/3 C/RET.
O.E.	922900130337	JM13600/6 C/RET.	J&RM-2180/6 C/RET.
O.E.	922908541044	JC13600/1	J&RC-2180/1
O.E.	922980130036	JS13600/1	J&RS-2180/1
O.E.	922980131496	JM13800/6 C/RET.	J&RM-1981/6 C/RET.
O.E.	940780130016	JM0130510/4	J&RM-2301/4
O.E.	940880130016	JM13980/4 C/RET.	J&RM-9203/4 C/RET.
O.E.	941280130026	JM13860/4 C/RET.	J&RM-9206/4 C/RET.
O.E.	960708548164	JC13500/6	J&RC-2157/6
O.E.	960780130026	JM13500/6 C/RET.	J&RM-2157/6 C/RET.
O.E.	961008540144	JC13900/1	J&RC-1945/1
O.E.	961208540034	JC13860/2 S/VEDADORES	J&RC-9206/2 S/VEDADORES
O.E.	961280130036	JS13860/2 C/RET.	J&RS-9206/2 C/RET.
O.E.	961280130136	JC13860/2 C/VEDADORES	J&RC-9206/2 C/VEDADORES
O.E.	0197.36	JM44200/4 C/RET.	J&RMR-2377/4 C/RET.
O.E.	0197.37	JS0440200/4* S/ JUNTA CABEÇOTE	J&RS-2377/4* S/ JUNTA CABEÇOTE
O.E.	0197.42	JM0440320/4*	J&RM-9470/4*
O.E.	0197.55	JM0440320/4*	J&RM-9470/4*
O.E.	0197.89	JM0440320/4*	J&RM-9470/4*
O.E.	0197.A7	JS0440910/4	J&RS-9510/4
O.E.	0197.F1	JM0440820/4*	J&RM-9488/4*
O.E.	0197.F3	JS0440820/4*	J&RS-9488/4*
O.E.	0197.G6	JS0440040/4*	J&RS-9467/4*
O.E.	0197.H2	JM0440730/4*	J&RM-9499/4*

Descrição do Produto / Radical MAHLE / Radical Metal Leve: Junta do Coletor de Escape / JA / JA ; Junta do Coletor de Admissão / JAA / JAA; Junta do Coletor de Admissão e Escape / JAAE / JAAE; Junta do Carter / JAC / JAC; Junta da Tampa de Válvulas / JAV / JAV; Junta da Válvula Termostática / JAVT / JAVT; Junta do Cabeçote / JC / J&RC; Jogo de Juntas Inferior do Motor / JI / J&RI; Jogo de Juntas do Motor / JM / J&RM; Jogo de Juntas Superior do Motor / JS / J&RS; Jogo de Parafusos do Cabeçote / PF / PF;

* Itens sob Consulta

TABELA DE CONVERSÃO / CROSS REFERENCE

MAHLE

CONVERSÕES		CÓDIGO MAHLE	CÓDIGO METAL LEVE
FABRICANTE	CÓDIGO		
O.E.	0197.H4	JS0440200/4* S/ JUNTA CABEÇOTE	J&RS-2377/4* S/ JUNTA CABEÇOTE
O.E.	0197.H8	JS0440910/4	J&RS-9510/4
O.E.	0197.J0	JS0440330/4*	J&RS-9485/4*
O.E.	0197.V2	JM0440840/4*	J&RM-9490/4*
O.E.	0197.V5	JM0440350/4*	J&RM-9482/4*
O.E.	0197.W2	JM0440880/4	J&RM-9507/4
O.E.	0197.X3	JS0440360/4* S/ JUNTA CABEÇOTE	J&RS-9453/4* S/ JUNTA CABEÇOTE
O.E.	0197.X4	JM0440360/4* S/ JUNTA CABEÇOTE	J&RM-9453/4* S/ JUNTA CABEÇOTE
O.E.	0197.X4	JM0440710/4* S/ JUNTA CABEÇOTE	J&RM-9464/4* S/ JUNTA CABEÇOTE
O.E.	0197.X7	JM0440890/4	J&RM-9508/4
O.E.	0197.Y0	JS0010050/4* S/ JUNTA CABEÇOTE	J&RS-9183/4* S/ JUNTA CABEÇOTE
O.E.	0197.Z4	JM0440020/4 S/ JUNTA CABEÇOTE	J&RM-9358/4 S/ JUNTA CABEÇOTE
O.E.	0197-A6+0209-89	JM0440760/4*	J&RM-9477/4*
O.E.	0197-A6+0209-91	JM0440910/4	J&RM-9510/4
O.E.	0197-A7+0209-89	JS0440760/4*	J&RS-9477/4*
O.E.	0197G4	JS0440810/4*	J&RS-9480/4*
O.E.	0198.94	JM44100/4 C/RET.	J&RMR-2203/4 C/RET.
O.E.	0209.06	JC0440320/4*	J&RC-9470/4*
O.E.	0209.OA	JC0440020/4* 1,20	J&RC-9358/4* 1,20
O.E.	0209.OC	JC0440020/4* 1,30	J&RC-9358/4* 1,30
O.E.	0209.OE	JC0440020/4* 1,40	J&RC-9358/4* 1,40
O.E.	0209.OF	JC0440020/4* 1,50	J&RC-9358/4* 1,50
O.E.	0209.1E	JC0440000/4	J&RC-9126/4
O.E.	0209.20	JC0440320/4* 1,50	J&RC-9470/4* 1,50
O.E.	0209.21	JC0440320/4*	J&RC-9470/4*
O.E.	0209.35	JC0440320/4* 1,50	J&RC-9470/4* 1,50
O.E.	0209.58	JC0440320/4*	J&RC-9470/4*
O.E.	0209.70	JC0440760/4* 1,40	J&RC-9477/4* 1,40
O.E.	0209.89	JC0440760/4* 1,40	J&RC-9477/4* 1,40
O.E.	0209.91	JC0440910/4*	J&RC-9510/4*
O.E.	0209.A8	JC0440320/4*	J&RC-9470/4*
O.E.	0209.A9	JC0440330/4*	J&RC-9485/4*
O.E.	0209.C4	JC44100/4	J&RC-2203/4
O.E.	0209.E1	JC0440320/4*	J&RC-9470/4*
O.E.	0209.F6	JC0440820/4*	J&RC-9488/4*
O.E.	0209.J8	JC0440040/4	J&RC-9467/4
O.E.	0209.K0	JC44200/4	J&RC-2377/4
O.E.	0209.L9	JC0440040/4	J&RC-9467/4
O.E.	0209.N0	JC0440800/4*	J&RC-9484/4*
O.E.	0209.N3	JC0440040/4	J&RC-9467/4
O.E.	0209.Y0	JC0440850/4	J&RC-9491/4
O.E.	0209.Z0	JC0440770/4*	J&RC-9481/4*
O.E.	0209.Z3	JC0660000/4	J&RC-9359/4
O.E.	0209.Z4	JC0010050/4 1,60	J&RC-9183/4 1,60
O.E.	0209.Z5	JC0010050/4 1,70	J&RC-9183/4 1,70
O.E.	0209.Z9	JC0010050/4 1,80	J&RC-9183/4 1,80
O.E.	021103383L	JC0591330/4*	J&RC-9593/4*
O.E.	0249.54	JAV0440760/4 JUNTA TAMPA VÁLVULA	JAV9477/4 JUNTA TAMPA VÁLVULA
O.E.	0249.59	JAV0440800/4* JUNTA TAMPA VÁLVULA	JAV9484/4* JUNTA TAMPA VÁLVULA
O.E.	0249.A4	JAV0660000/4 JUNTA TAMPA VÁLVULA (ADMISSÃO)	JAV9359/4 JUNTA TAMPA VÁLVULA (ADMISSÃO)
O.E.	0249.A5	JAV0660000/4 JUNTA TAMPA VÁLVULA (ESCAPE)	JAV9359/4 JUNTA TAMPA VÁLVULA (ESCAPE)
O.E.	0249.A9	JAV0440000/4* JUNTA TAMPA VÁLVULA	JAV9126/4* JUNTA TAMPA VÁLVULA
O.E.	026103383.2	JC70680/4	J&RC-1479/4
O.E.	028103383AK	JC0700040/4* 1,61	J&RC-9624/4* 1,61
O.E.	028103383BK	JC0700040/4* 1,61	J&RC-9624/4* 1,61
O.E.	032103383N	JC0700630/4	J&RC-9298/4
O.E.	036103383AF	JC0701220/4	J&RC-9608/4
O.E.	036103383AF	JC70550/4	J&RC-2409/4
O.E.	037103383N	JC0701170/4*	J&RC-9594/4*
O.E.	037198012L	JS0700080/4	J&RS-9355/4
O.E.	040111-16231	JM63040/4 C/RET.	J&RMR-9315/4 C/RET.
O.E.	040111-16280	JM63030/4 C/RET.	J&RMR-9314/4 C/RET.
O.E.	040111-22060	JM63050/4 C/RET.	J&RMR-9316/4 C/RET.
O.E.	040111-30030	JM63070/4 C/RET.	J&RMR-9318/4 C/RET.
O.E.	040111-30050	JM63060/4 C/RET.	J&RMR-9317/4 C/RET.
O.E.	040111-54090	JM63010/4 C/RET.	J&RMR-9101/4 C/RET.
O.E.	040111-54220	JM63090/4 C/RET.	J&RMR-9320/4 C/RET.
O.E.	040111-58070	JM63720/4 C/RET.	J&RMR-9321/4 C/RET.

Descrição do Produto / Radical MAHLE / Radical Metal Leve: Junta do Coletor de Escape / JA / JA ;
 Junta do Coletor de Admissão / JAA / JAA; Junta do Coletor de Admissão e Escape / JAAE / JAAE;
 Junta do Carter / JAC / JAC; Junta da Tampa de Válvulas / JAV / JAV; Junta da Válvula Termostática / JAVT / JAVT;
 Junta do Cabeçote / JC / J&RC; Jogo de Juntas Inferior do Motor / JI / J&RI; Jogo de Juntas do Motor / JM / J&RM;
 Jogo de Juntas Superior do Motor / JS / J&RS; Jogo de Parafusos do Cabeçote / PF / PF;
 * Itens sob Consulta



© MAHLE 2019/2020 | 473

CONVERSÕES		CÓDIGO MAHLE	CÓDIGO METAL LEVE
FABRICANTE	CÓDIGO		
O.E.	040111-67041	JM63080/4 C/RET.	J&RMR-9319/4 C/RET.
O.E.	040112-22060	JS63050/4 C/RET.	J&RS-9316/4 C/RET.
O.E.	040112-30030	JS63070/4 C/RET.	J&RS-9318/4 C/RET.
O.E.	040112-30050	JS63060/4 C/RET.	J&RS-9317/4 C/RET.
O.E.	040112-54090	JS63010/4 C/RET.	J&RS-9101/4 C/RET.
O.E.	04111-07010	JM0632200/6*	J&RM-9583/6*
O.E.	04111-0D020	JM0141070/4*	J&RM-9418/4*
O.E.	04111-0D030	JM0141070/4*	J&RM-9418/4*
O.E.	04111-0H061	JM0632000/4*	J&RM-9577/4*
O.E.	04111-0L080	JM0630060/4* S/ JUNTA CABEÇOTE	J&RM-9317/4* S/ JUNTA CABEÇOTE
O.E.	04111-0L100	JM0630060/4* S/ JUNTA CABEÇOTE	J&RM-9317/4* S/ JUNTA CABEÇOTE
O.E.	04111-20040	JM0632200/6*	J&RM-9583/6*
O.E.	04111-20071	JM0632200/6*	J&RM-9583/6*
O.E.	04111-20072	JM0632200/6*	J&RM-9583/6*
O.E.	04111-20080	JM0632200/6*	J&RM-9583/6*
O.E.	04111-20081	JM0632200/6*	J&RM-9583/6*
O.E.	04111-22040	JM0141070/4*	J&RM-9418/4*
O.E.	04111-28071	JM0632000/4*	J&RM-9577/4*
O.E.	04111-28074	JM0632000/4*	J&RM-9577/4*
O.E.	04111-28120	JM0632000/4*	J&RM-9577/4*
O.E.	04111-28123	JM0632000/4*	J&RM-9577/4*
O.E.	04111-28680	JM0632000/4*	J&RM-9577/4*
O.E.	04111-35051	JM0632300/4*	J&RM-9587/4*
O.E.	04111-35052	JM0632300/4*	J&RM-9587/4*
O.E.	04111-35060	JM0632300/4*	J&RM-9587/4*
O.E.	04111-35070	JM0632300/4*	J&RM-9587/4*
O.E.	04111-35110	JM0632300/4*	J&RM-9587/4*
O.E.	04111-35120	JM0632300/4*	J&RM-9587/4*
O.E.	04111-35150	JM0632300/4*	J&RM-9587/4*
O.E.	04111-35151	JM0632300/4*	J&RM-9587/4*
O.E.	04111-35152	JM0632300/4*	J&RM-9587/4*
O.E.	04111-35160	JM0632300/4*	J&RM-9587/4*
O.E.	04111-35161	JM0632300/4*	J&RM-9587/4*
O.E.	04111-35162	JM0632300/4*	J&RM-9587/4*
O.E.	04111-35360	JM0632300/4*	J&RM-9587/4*
O.E.	04111-36060	JM0632300/4*	J&RM-9587/4*
O.E.	04111-36070	JM0632300/4*	J&RM-9587/4*
O.E.	04111-54080	JM0630010/4 S/ JUNTA CABEÇOTE	J&RM-9101/4 S/ JUNTA CABEÇOTE
O.E.	04111-54081	JM0630010/4 S/ JUNTA CABEÇOTE	J&RM-9101/4 S/ JUNTA CABEÇOTE
O.E.	04111-54082	JM0630010/4 S/ JUNTA CABEÇOTE	J&RM-9101/4 S/ JUNTA CABEÇOTE
O.E.	04111-54083	JM0630010/4 S/ JUNTA CABEÇOTE	J&RM-9101/4 S/ JUNTA CABEÇOTE
O.E.	04111-54084	JM0630010/4 S/ JUNTA CABEÇOTE	J&RM-9101/4 S/ JUNTA CABEÇOTE
O.E.	04111-54085	JM0630010/4 S/ JUNTA CABEÇOTE	J&RM-9101/4 S/ JUNTA CABEÇOTE
O.E.	04111-54093HS	JS0630010/4 S/ JUNTA CABEÇOTE	J&RS-9101/4 S/ JUNTA CABEÇOTE
O.E.	04111-54094	JM0630010/4 S/ JUNTA CABEÇOTE	J&RM-9101/4 S/ JUNTA CABEÇOTE
O.E.	04111-54095	JM0630010/4 S/ JUNTA CABEÇOTE	J&RM-9101/4 S/ JUNTA CABEÇOTE
O.E.	04111-54103	JM0631200/4* S/ JUNTA CABEÇOTE	J&RM-9567/4* S/ JUNTA CABEÇOTE
O.E.	04111-54104	JM0631200/4* S/ JUNTA CABEÇOTE	J&RM-9567/4* S/ JUNTA CABEÇOTE
O.E.	04111-54190	JM0630010/4 S/ JUNTA CABEÇOTE	J&RM-9101/4 S/ JUNTA CABEÇOTE
O.E.	04111-54200	JM0631200/4* S/ JUNTA CABEÇOTE	J&RM-9567/4* S/ JUNTA CABEÇOTE
O.E.	04111-54220	JM0630010/4 S/ JUNTA CABEÇOTE	J&RM-9101/4 S/ JUNTA CABEÇOTE
O.E.	04111-54240	JM0630010/4 S/ JUNTA CABEÇOTE	J&RM-9101/4 S/ JUNTA CABEÇOTE
O.E.	04111-54250	JM0631200/4* S/ JUNTA CABEÇOTE	J&RM-9567/4* S/ JUNTA CABEÇOTE
O.E.	04111-54251	JM0631200/4* S/ JUNTA CABEÇOTE	J&RM-9567/4* S/ JUNTA CABEÇOTE
O.E.	04111-54260	JM0630010/4 S/ JUNTA CABEÇOTE	J&RM-9101/4 S/ JUNTA CABEÇOTE
O.E.	04111-54261	JM0630010/4 S/ JUNTA CABEÇOTE	J&RM-9101/4 S/ JUNTA CABEÇOTE
O.E.	04111-54270	JM0631200/4* S/ JUNTA CABEÇOTE	J&RM-9567/4* S/ JUNTA CABEÇOTE
O.E.	04111-54271	JM0631200/4* S/ JUNTA CABEÇOTE	J&RM-9567/4* S/ JUNTA CABEÇOTE
O.E.	04111-54321	JM0630010/4 S/ JUNTA CABEÇOTE	J&RM-9101/4 S/ JUNTA CABEÇOTE
O.E.	04111-56050	JM0630720/4* S/ JUNTA CABEÇOTE	J&RM-9321/4* S/ JUNTA CABEÇOTE
O.E.	04111-56051	JM0630720/4* S/ JUNTA CABEÇOTE	J&RM-9321/4* S/ JUNTA CABEÇOTE
O.E.	04111-56070	JM0630720/4* S/ JUNTA CABEÇOTE	J&RM-9321/4* S/ JUNTA CABEÇOTE
O.E.	04111-58070	JM0630720/4* S/ JUNTA CABEÇOTE	J&RM-9321/4* S/ JUNTA CABEÇOTE
O.E.	04111-62080	JM0631800/6*	J&RM-9573/6*
O.E.	04111-62100	JM0631800/6*	J&RM-9573/6*
O.E.	04111-74140	JM0631300/4*	J&RM-9568/4*
O.E.	04111-74210	JM0631300/4*	J&RM-9568/4*
O.E.	04111-74211	JM0631300/4*	J&RM-9568/4*

Descrição do Produto / Radical MAHLE / Radical Metal Leve: Junta do Coletor de Escape / JA / JA ;
 Junta do Coletor de Admissão / JAA / JAA; Junta do Coletor de Admissão e Escape / JAAE / JAAE;
 Junta do Carter / JAC / JAC; Junta da Tampa de Válvulas / JAV / JAV; Junta da Válvula Termostática / JAVT / JAVT;
 Junta do Cabeçote / JC / J&RC; Jogo de Juntas Inferior do Motor / JI / J&RI; Jogo de Juntas do Motor / JM /
 J&RM; Jogo de Juntas Superior do Motor / JS / J&RS; Jogo de Parafusos do Cabeçote / PF / PF;
 * Itens sob Consulta

CONVERSÕES		CÓDIGO MAHLE	CÓDIGO METAL LEVE
FABRICANTE	CÓDIGO		
O.E.	04111-74300	JM0631300/4*	J&RM-9568/4*
O.E.	04111-74310	JM0631300/4*	J&RM-9568/4*
O.E.	04111-74370	JM0631300/4*	J&RM-9568/4*
O.E.	04111-74372	JM0631300/4*	J&RM-9568/4*
O.E.	04111-74510	JM0631300/4*	J&RM-9568/4*
O.E.	04111-74620	JM0631300/4*	J&RM-9568/4*
O.E.	04111-75051	JM0631700/4*	J&RM-9572/4*
O.E.	04111-75070	JM0631700/4*	J&RM-9572/4*
O.E.	04111-75090	JM0631700/4*	J&RM-9572/4*
O.E.	04111-75092	JM0631700/4*	J&RM-9572/4*
O.E.	04111-75100	JM0631700/4*	J&RM-9572/4*
O.E.	04111-75101	JM0631700/4*	J&RM-9572/4*
O.E.	04111-75102	JM0631700/4*	J&RM-9572/4*
O.E.	04111-75112	JM0631700/4*	J&RM-9572/4*
O.E.	04111-75171	JM0631700/4*	J&RM-9572/4*
O.E.	04111-75180	JM0631700/4*	J&RM-9572/4*
O.E.	04111-75181	JM0631700/4*	J&RM-9572/4*
O.E.	04111-75182	JM0631700/4*	J&RM-9572/4*
O.E.	04111-76070	JM0631500/4*	J&RM-9570/4*
O.E.	04111-76071	JM0631500/4*	J&RM-9570/4*
O.E.	04111-76080	JM0631500/4*	J&RM-9570/4*
O.E.	04111-87108	JM2020100/4*	J&RM-9443/4*
O.E.	04111-87109	JM2020100/4*	J&RM-9443/4*
O.E.	04111-87111	JM2020100/4*	J&RM-9443/4*
O.E.	04111-87112	JM2020100/4*	J&RM-9443/4*
O.E.	04111-87116	JM2020100/4*	J&RM-9443/4*
O.E.	04111-87123	JM2020100/4*	J&RM-9443/4*
O.E.	04111-87153-000	JM2020300/4	J&RM-9447/4
O.E.	04111-87154-000	JM2020300/4	J&RM-9447/4
O.E.	04111-87155-000	JM2020300/4	J&RM-9447/4
O.E.	04111-87157-000	JM2020300/4	J&RM-9447/4
O.E.	04111-87208	JM2020000/4	J&RM-9441/4
O.E.	04111-87212	JM2020000/4	J&RM-9441/4
O.E.	04111-87241	JM2020000/4	J&RM-9441/4
O.E.	04112-02022	JS0631600/4*	J&RS-9571/4*
O.E.	04112-02080	JS0631600/4*	J&RS-9571/4*
O.E.	04112-16230	JS0631600/4*	J&RS-9571/4*
O.E.	04112-16260	JS0631600/4*	J&RS-9571/4*
O.E.	04112-16270	JS0631900/4*	J&RS-9575/4*
O.E.	04112-16271	JS0631900/4*	J&RS-9575/4*
O.E.	04112-16280	JS0631900/4*	J&RS-9575/4*
O.E.	04112-16281	JS0631900/4*	J&RS-9575/4*
O.E.	04112-16320	JS0631900/4*	J&RS-9575/4*
O.E.	04112-54070	JS0630010/4 S/ JUNTA CABEÇOTE	J&RS-9101/4 S/ JUNTA CABEÇOTE
O.E.	04112-54071	JS0630010/4 S/ JUNTA CABEÇOTE	J&RS-9101/4 S/ JUNTA CABEÇOTE
O.E.	04112-54080	JS0630010/4 S/ JUNTA CABEÇOTE	J&RS-9101/4 S/ JUNTA CABEÇOTE
O.E.	04112-54150	JS0630010/4 S/ JUNTA CABEÇOTE	J&RS-9101/4 S/ JUNTA CABEÇOTE
O.E.	04112-56060	JS0630720/4* S/ JUNTA CABEÇOTE	J&RS-9321/4* S/ JUNTA CABEÇOTE
O.E.	04112-62071	JS0631700/4*	J&RS-9572/4*
O.E.	04112-62110	JS0631700/4*	J&RS-9572/4*
O.E.	04112-62120	JS0631700/4*	J&RS-9572/4*
O.E.	04112-62150	JS0631700/4*	J&RS-9572/4*
O.E.	04112-67024	JS0630100/4* S/ JUNTA CABEÇOTE	J&RS-9373/4* S/ JUNTA CABEÇOTE
O.E.	04112-74140	JS0631300/4	J&RS-9568/4
O.E.	04112-74210	JS0631300/4	J&RS-9568/4
O.E.	04112-74290	JS0631300/4	J&RS-9568/4
O.E.	04112-74370	JS0631300/4	J&RS-9568/4
O.E.	04112-75070	JS0631700/4*	J&RS-9572/4*
O.E.	04112-75090	JS0631700/4*	J&RS-9572/4*
O.E.	04112-75091	JS0631700/4*	J&RS-9572/4*
O.E.	04112-75101	JS0631700/4*	J&RS-9572/4*
O.E.	04112-75171	JS0631700/4*	J&RS-9572/4*
O.E.	04112-75180	JS0631700/4*	J&RS-9572/4*
O.E.	04112-75190	JS0631700/4*	J&RS-9572/4*
O.E.	04112-87106	JS2020200/4*	J&RS-9445/4*
O.E.	04112-87107	JS2020200/4*	J&RS-9445/4*
O.E.	04112-87109	JS2020200/4*	J&RS-9445/4*
O.E.	04112-87110	JS2020200/4*	J&RS-9445/4*

Descrição do Produto / Radical MAHLE / Radical Metal Leve: Junta do Coletor de Escape / JA / JA ;
 Junta do Coletor de Admissão / JAA / JAA; Junta do Coletor de Admissão e Escape / JAAE / JAAE;
 Junta do Carter / JAC / JAC; Junta de Válvulas / JAV / JAV; Junta da Válvula Termostática / JAVT / JAVT;
 Junta do Cabeçote / JC / J&RC; Jogo de Juntas Inferior do Motor / JI / J&RI; Jogo de Juntas do Motor / JM / J&RM;
 Jogo de Juntas Superior do Motor / JS / J&RS; Jogo de Parafusos do Cabeçote / PF / PF;
 * Itens sob Consulta

CONVERSÕES		CÓDIGO MAHLE	CÓDIGO METAL LEVE
FABRICANTE	CÓDIGO		
O.E.	04112-87114	JS2020200/4*	J&RS-9445/4*
O.E.	04112-87120	JS2020200/4*	J&RS-9445/4*
O.E.	04112-87204	JS2020000/4*	J&RS-9441/4*
O.E.	048103383D	JC0700080/4	J&RC-9355/4
O.E.	048198012D	JS0700080/4	J&RS-9355/4
O.E.	04884021AB	JC0100500/4*	J&RC-9419/4*
O.E.	049103383D	JC70640/4	J&RC-1450/4
O.E.	049198011C	JM70670/4 C/RET.	J&RMR-1291/4 C/RET.
O.E.	049198011C	JM70672/4	J&RM-1291/4
O.E.	05013714AA	JC0100500/4*	J&RC-9419/4*
O.E.	05014127AC	JC0100500/4*	J&RC-9419/4*
O.E.	05014984AA	JC1210040/5* 1,61	J&RC-9532/5* 1,61
O.E.	05080081AB	JC0481020/4	J&RC-9581/4
O.E.	05096212AA	JC0100500/4*	J&RC-9419/4*
O.E.	051198012B	JS0701110/4	J&RS-9386/4
O.E.	051198012C	JS0701110/4	J&RS-9386/4
O.E.	053103383.4	JC70880/4	J&RC-1853/4
O.E.	056103383D	JC70590/4	J&RC-1092/4
O.E.	058103383K	JC70110/4	J&RC-9331/4
O.E.	058198025A	JAV0701060/4* JUNTA TAMPA VÁLVULA	JAV9381/4* JUNTA TAMPA VÁLVULA
O.E.	06110-P03-000	JS0510620/4*	J&RS-9332/4*
O.E.	06110-P03-030	JS0510620/4*	J&RS-9332/4*
O.E.	06110-P08-000	JS0510640/4*	J&RS-9334/4*
O.E.	06110-P08-010	JS0510640/4*	J&RS-9334/4*
O.E.	06110-P08-010/06111-P07-000	JMS1660/4 C/RET.	J&RMR-9336/4 C/RET.
O.E.	06110-P08-010/06111-P08-000	JMS1640/4 C/RET.	J&RMR-9334/4 C/RET.
O.E.	06110-P0A-010	JS0510720/2*	J&RS-9476/4*
O.E.	06110-P0A-A01	JS0510720/2*	J&RS-9476/4*
O.E.	06110-P0A-A02	JS0510720/2*	J&RS-9476/4*
O.E.	06110-P2A-010	JS0510700/4*	J&RS-9363/4*
O.E.	06110-P2A-030	JS0510700/4*	J&RS-9363/4*
O.E.	06110-P2J-010	JS0510700/4*	J&RS-9363/4*
O.E.	06110-P2K-010	JS0510700/4*	J&RS-9363/4*
O.E.	06110-P2K-020	JS0510700/4*	J&RS-9363/4*
O.E.	06110-P2M-A02	JS0510700/4*	J&RS-9363/4*
O.E.	06110-P2M-A03	JS0510700/4*	J&RS-9363/4*
O.E.	06110-P2R-A02	JS0510700/4*	J&RS-9363/4*
O.E.	06110-PAA-A00	JS0510770/4*	J&RS-9499/4*
O.E.	06110-PAA-L00	JS0510770/4*	J&RS-9499/4*
O.E.	06110-PEA-000	JS0510770/4*	J&RS-9499/4*
O.E.	06110-PHK-A00	JS0510730/4*	J&RS-9495/4*
O.E.	06110-PLC-010	JS51630/4 C/RET.	J&RS-9333/4 C/RET.
O.E.	06110-PLC-010/06111-PMM-031	JMS1630/4 C/RET.	J&RMR-9333/4 C/RET.
O.E.	06110-PLL-Y01	JS0510740/4*	J&RS-9496/4*
O.E.	06110-PLL-Y01	JS51650/4 C/RET.	J&RS-9335/4 C/RET.
O.E.	06110-PLL-Y01/06111-PMM-A31	JMS1650/4 C/RET.	J&RMR-9335/4 C/RET.
O.E.	06110-PM3-000	JS0510620/4*	J&RS-9332/4*
O.E.	06110-PM5-305	JS0510620/4*	J&RS-9332/4*
O.E.	06110-PM5-315	JS0510620/4*	J&RS-9332/4*
O.E.	06110-PM5-316	JS0510620/4*	J&RS-9332/4*
O.E.	06110-PM6-030	JS0510620/4*	J&RS-9332/4*
O.E.	06110-PM6-316	JS0510620/4*	J&RS-9332/4*
O.E.	06110-PM6-325	JS0510620/4*	J&RS-9332/4*
O.E.	06110-PM6-326	JS0510620/4*	J&RS-9332/4*
O.E.	06110-PO3-030	JS0510620/4*	J&RS-9332/4*
O.E.	06110-PVB-E00	JS0510770/4*	J&RS-9499/4*
O.E.	06110-PWG-M00	JS51670/4 C/RET.	J&RS-9337/4 C/RET.
O.E.	06110-PWG-M00/06110-PWG-010	JMS1670/4 C/RET.	J&RMR-9337/4 C/RET.
O.E.	06110-REB-Z01	JS51680/4 C/RET.	J&RS-9338/4 C/RET.
O.E.	06110-REB-Z01/06114-PNA-010	JMS1680/4 C/RET.	J&RMR-9338/4 C/RET.
O.E.	061A1-PG6-010	JS0510620/4*	J&RS-9332/4*
O.E.	061A1-PG6-020	JS0510620/4*	J&RS-9332/4*
O.E.	061A1-PM3-010	JS0510620/4*	J&RS-9332/4*
O.E.	061A1-PM3-020	JS0510620/4*	J&RS-9332/4*
O.E.	061A1-PM3-T00/061B1-PM0-000	JMS1620/4 C/RET.	J&RMR-9332/4 C/RET.
O.E.	061A1-PM4-000	JS0510620/4*	J&RS-9332/4*
O.E.	061A1-PM6-000	JS0510620/4*	J&RS-9332/4*
O.E.	061A1-PM6-010	JS0510620/4*	J&RS-9332/4*

Descrição do Produto / Radical MAHLE / Radical Metal Leve: Junta do Coletor de Escape / JA / JA ; Junta do Coletor de Admissão / JAA / JAA; Junta do Coletor de Admissão e Escape / JAAE / JAAE; Junta do Carter / JAC / JAC; Junta da Tampa de Válvulas / JAV / JAV; Junta da Válvula Termostática / JAVT / JAVT; Junta do Cabeçote / JC / J&RC; Jogo de Juntas Inferior do Motor / JI / J&RI; Jogo de Juntas do Motor / JM / J&RM; Jogo de Juntas Superior do Motor / JS / J&RS; Jogo de Parafusos do Cabeçote / PF / PF;

* Itens sob Consulta

TABELA DE CONVERSÃO / CROSS REFERENCE

MAHLE

CONVERSÕES		CÓDIGO MAHLE	CÓDIGO METAL LEVE
FABRICANTE	CÓDIGO		
O.E.	061A1-PM6-020	JS0510620/4*	J&RS-9332/4*
O.E.	061A1-PM6-030	JS0510620/4*	J&RS-9332/4*
O.E.	061A1-PM6-326	JS0510620/4*	J&RS-9332/4*
O.E.	061A1-PM6-G00	JS0510620/4*	J&RS-9332/4*
O.E.	061A1-PM6-G01	JS0510620/4*	J&RS-9332/4*
O.E.	061A1-PM6-G02	JS0510620/4*	J&RS-9332/4*
O.E.	061A1-PM6-G03	JS0510620/4*	J&RS-9332/4*
O.E.	061A1-PM6-G04	JS0510620/4*	J&RS-9332/4*
O.E.	062103383A	JC0130510/4	J&RC-2301/4
O.E.	06A103383AN	JC0700110/4	J&RC-9331/4
O.E.	06A103383L	JC0700110/4	J&RC-9331/4
O.E.	06A198012A	JS0701060/4	J&RS-9381/4
O.E.	06B103383AE	JC0700140/4	J&RC-9356/4
O.E.	06B103383AG	JC0700140/4	J&RC-9356/4
O.E.	06B103383G	JC0700140/4	J&RC-9356/4
O.E.	06B198012	JS0701060/4	J&RS-9381/4
O.E.	06C103383E	JC0701050/6*	J&RC-9380/6*
O.E.	06C103383H	JC0701040/6*	J&RC-9379/6*
O.E.	06G103383A	JC0700110/4	J&RC-9331/4
O.E.	074198012A	JS0701150/5 S/ JUNTA CABEÇOTE	J&RS-9392/5 S/ JUNTA CABEÇOTE
O.E.	074198012B	JS0701150/5 S/ JUNTA CABEÇOTE	J&RS-9392/5 S/ JUNTA CABEÇOTE
O.E.	078103183K	JC0701030/6	J&RC-9378/6
O.E.	078103383E	JC0701000/4	J&RC-9375/4
O.E.	078103383K	JC0701030/6	J&RC-9378/6
O.E.	078103383R	JC0701140/6	J&RC-9389/6
O.E.	078103483C	JAV0701000/4* JUNTA TAMPA VÁLVULA	JAV9375/4* JUNTA TAMPA VÁLVULA
O.E.	078103483L	JAV0701000/4* JUNTA TAMPA VÁLVULA	JAV9375/4* JUNTA TAMPA VÁLVULA
O.E.	OK01610270	JM0720160/4*	J&RM-9432/4*
O.E.	OK01C10270	JM0720160/4*	J&RM-9432/4*
O.E.	OK01C10270A	JM0720160/4*	J&RM-9432/4*
O.E.	OK01C-10-270A	JM0720160/4*	J&RM-9432/4*
O.E.	OK20W-10-270	JM2110110/4	J&RM-9538/4
O.E.	OK23A-10-270	JM2110140/4*	J&RM-9543/4*
O.E.	OK23A10270B	JM2110140/4*	J&RM-9543/4*
O.E.	OK23A-10-270B	JM2110140/4*	J&RM-9543/4*
O.E.	OK23A-10-270R	JM2110140/4*	J&RM-9543/4*
O.E.	OK25A-10-270	JM2110140/4*	J&RM-9543/4*
O.E.	OK280-10-270	JM2110110/4	J&RM-9538/4
O.E.	OK2A3-10-271	JC2110120/4*	J&RC-9539/4*
O.E.	OK2AC10270	JM2110120/4*	J&RM-9539/4*
O.E.	OK2AC-10-270	JM2110120/4*	J&RM-9539/4*
O.E.	OK75A10271	JC2110100/4*	J&RC-9364/4*
O.E.	OK9BV10271A	JC2110150/4*	J&RC-9544/4*
O.E.	10101-00QAA	JM0590100/4	J&RMR-9226/4
O.E.	10101-0B025	JM0030120/4*	J&RM-9609/4*
O.E.	10101-0B726	JM0030120/4*	J&RM-9609/4*
O.E.	10101-0W026	JM0030500/6*	J&RM-9604/6*
O.E.	10101-1B027	JM0030120/4*	J&RM-9609/4*
O.E.	10101-1B028	JM0030120/4*	J&RM-9609/4*
O.E.	10101-3S926	JM0591340/4* S/ JUNTA CABEÇOTE	J&RM-9599/4* S/ JUNTA CABEÇOTE
O.E.	10101-43G28	JM0591340/4* S/ JUNTA CABEÇOTE	J&RM-9599/4* S/ JUNTA CABEÇOTE
O.E.	10101-43G85	JM0591340/4* S/ JUNTA CABEÇOTE	J&RM-9599/4* S/ JUNTA CABEÇOTE
O.E.	10101-4S127	JM0030500/6*	J&RM-9604/6*
O.E.	10101-6S300	JM0130510/4	J&RM-2301/4
O.E.	10101-7F425	JM0591340/4* S/ JUNTA CABEÇOTE	J&RM-9599/4* S/ JUNTA CABEÇOTE
O.E.	10101-9F625	JM0030140/4*	J&RM-9613/4*
O.E.	10101-D9791	JM0591340/4* S/ JUNTA CABEÇOTE	J&RM-9599/4* S/ JUNTA CABEÇOTE
O.E.	10105AA240	JM2250500/4*	J&RM-9559/4*
O.E.	10105AA400	JM2250500/4*	J&RM-9559/4*
O.E.	10105AA401	JM2250500/4*	J&RM-9559/4*
O.E.	11042-1B026	JS0030120/4*	J&RS-9609/4*
O.E.	11042-1B027	JS0030120/4*	J&RS-9609/4*
O.E.	11042-1B028	JS0030120/4*	J&RS-9609/4*
O.E.	11042-43G25	JS0591340/4* S/ JUNTA CABEÇOTE	J&RS-9599/4* S/ JUNTA CABEÇOTE
O.E.	11042-43G26	JS0591340/4* S/ JUNTA CABEÇOTE	J&RS-9599/4* S/ JUNTA CABEÇOTE
O.E.	11042-43G27	JS0591340/4* S/ JUNTA CABEÇOTE	J&RS-9599/4* S/ JUNTA CABEÇOTE
O.E.	11042-43G85	JS0591340/4* S/ JUNTA CABEÇOTE	J&RS-9599/4* S/ JUNTA CABEÇOTE
O.E.	11044-06P00	JC0030120/4	J&RC-9609/4

Descrição do Produto / Radical MAHLE / Radical Metal Leve: Junta do Coletor de Escape / JA / JA ;
 Junta do Coletor de Admissão / JAA / JAA; Junta do Coletor de Admissão e Escape / JAAE / JAAE;
 Junta do Carter / JAC / JAC; Junta da Tampa de Válvulas / JAV / JAV; Junta da Válvula Termostática / JAVT / JAVT;
 Junta do Cabeçote / JC / J&RC; Jogo de Juntas Inferior do Motor / JI / J&RI; Jogo de Juntas do Motor / JM / J&RM;
 Jogo de Juntas Superior do Motor / JS / J&RS; Jogo de Parafusos do Cabeçote / PF / PF;
 * Itens sob Consulta



© MAHLE 2019/2020 | 477

CONVERSÕES		CÓDIGO MAHLE	CÓDIGO METAL LEVE
FABRICANTE	CÓDIGO		
O.E.	11044-0W000	JC0030500/6*	J&RC-9604/6*
O.E.	11044-12G00	JC0030120/4	J&RC-9609/4
O.E.	11044-1W400	JC0030130/4 1,15*	J&RC-9612/4 1,15*
O.E.	11044-21V11	JC0030120/4	J&RC-9609/4
O.E.	11044-44G03	JC0030100/4* 1,30	J&RC-9606/4* 1,30
O.E.	11044-54T05	JC0030100/4* 1,20	J&RC-9606/4* 1,20
O.E.	11044-54T06	JC0030100/4* 1,25	J&RC-9606/4* 1,25
O.E.	11044-54T07	JC0030100/4* 1,30	J&RC-9606/4* 1,30
O.E.	11044-57Y00	JC0030110/4*	J&RC-9607/4*
O.E.	11044-57Y01	JC0030110/4*	J&RC-9607/4*
O.E.	11044-7B000	JC0030500/6*	J&RC-9604/6*
O.E.	11044-7F400	JC0591340/4* 1,20	J&RC-9599/4* 1,20
O.E.	11044-7F401	JC0591340/4* 1,25	J&RC-9599/4* 1,25
O.E.	11044-7F402	JC0591340/4* 1,30	J&RC-9599/4* 1,30
O.E.	11044-7J500	JC0030140/4*	J&RC-9613/4*
O.E.	11044-87G03	JC0030100/4* 1,30	J&RC-9606/4* 1,30
O.E.	11044-AA110	JC2250000/4*	J&RC-9551/4*
O.E.	11044-AA111	JC2250000/4*	J&RC-9551/4*
O.E.	11044-AA112	JC2250000/4*	J&RC-9551/4*
O.E.	11044-AA113	JC2250000/4*	J&RC-9551/4*
O.E.	11044-AA114	JC2250000/4*	J&RC-9551/4*
O.E.	11044AA355	JC2250200/4	J&RC-9555/4
O.E.	11044AA443	JC2250400/4*	J&RC-9557/4*
O.E.	11044-V5200	JC0030120/4	J&RC-9609/4
O.E.	11044-V5201	JC0030120/4	J&RC-9609/4
O.E.	11044-V5202	JC0030120/4	J&RC-9609/4
O.E.	11100-58810	JS0080030/4*	J&RS-9324/4*
O.E.	11100-61810	JS0141030/3*	J&RS-9413/3*
O.E.	1110102820+1110100430	JS0481070/4*	J&RS-9631/4*
O.E.	11115-11070	JC0631400/4*	J&RC-9569/4*
O.E.	11115-11071	JC0631400/4*	J&RC-9569/4*
O.E.	11115-11080	JC0631400/4*	J&RC-9569/4*
O.E.	11115-16120	JC63030/4	J&RC-9314/4
O.E.	11115-16150	JC63040/4	J&RC-9315/4
O.E.	11115-20010	JC0632200/6*	J&RC-9583/6*
O.E.	11115-22050	JC63050/4	J&RC-9316/4
O.E.	11115-28021	JC0632000/4*	J&RC-9577/4*
O.E.	11115-28022	JC0632000/4*	J&RC-9577/4*
O.E.	11115-28023	JC0632000/4*	J&RC-9577/4*
O.E.	11115-30031	JC63060/4	J&RC-9317/4
O.E.	11115-30040	JC63070/4 0,90	J&RC-9318/4 0,90
O.E.	11115-54070	JC63010/4 1,50	J&RC-9101/4 1,50
O.E.	11115-54071	JC63010/4 1,60	J&RC-9101/4 1,60
O.E.	11115-54072	JC63010/4 1,70	J&RC-9101/4 1,70
O.E.	11115-54080-DO	JC0631200/4* 1,55	J&RC-9567/4* 1,55
O.E.	11115-54080-FO	JC0631200/4* 1,65	J&RC-9567/4* 1,65
O.E.	11115-54081-DO	JC0631200/4* 1,55	J&RC-9567/4* 1,55
O.E.	11115-54081-FO	JC0631200/4* 1,65	J&RC-9567/4* 1,65
O.E.	11115-54082-DO	JC0631200/4* 1,55	J&RC-9567/4* 1,55
O.E.	11115-54082-FO	JC0631200/4* 1,65	J&RC-9567/4* 1,65
O.E.	11115-54084-DO	JC0631200/4* 1,55	J&RC-9567/4* 1,55
O.E.	11115-54084-FO	JC0631200/4* 1,65	J&RC-9567/4* 1,65
O.E.	11115-54120	JC63090/4 1,65	J&RC-9320/4 1,65
O.E.	11115-58070	JC63720/4 1,50	J&RC-9321/4 1,50
O.E.	11115-58090	JC63720/4 1,60	J&RC-9321/4 1,60
O.E.	11115-58100	JC63720/4 1,70	J&RC-9321/4 1,70
O.E.	11115-62071	JC0631800/6*	J&RC-9573/6*
O.E.	11115-65020	JC0632101/6*	J&RC-9580/6*
O.E.	11115-65030	JC0632101/6*	J&RC-9580/6*
O.E.	11115-65031A	JC0632101/6*	J&RC-9580/6*
O.E.	11115-65033	JC0632101/6*	J&RC-9580/6*
O.E.	11115-67040-05	JC63080/4 1,00	J&RC-9319/4 1,00
O.E.	11115-75030	JC0631700/4*	J&RC-9572/4*
O.E.	11115-75031	JC0631700/4*	J&RC-9572/4*
O.E.	11115-87106	JC2020100/4*	J&RC-9443/4*
O.E.	11115-87702	JC2020400/3*	J&RC-9448/3*
O.E.	11115-87705	JC2020400/3*	J&RC-9448/3*
O.E.	11115-87710	JC2020400/3*	J&RC-9448/3*

Descrição do Produto / Radical MAHLE / Radical Metal Leve: Junta do Coletor de Escape / JA / JA ;
 Junta do Coletor de Admissão / JAA / JAA; Junta do Coletor de Admissão e Escape / JAAE / JAAE;
 Junta do Carter / JAC / JAC; Junta da Tampa de Válvulas / JAV / JAV; Junta da Válvula Termostática / JAVT / JAVT;
 Junta do Cabeçote / JC / J&RC; Jogo de Juntas Inferior do Motor / JI / J&RI; Jogo de Juntas do Motor / JM /
 J&RM; Jogo de Juntas Superior do Motor / JS / J&RS; Jogo de Parafusos do Cabeçote / PF / PF;
 * Itens sob Consulta

TABELA DE CONVERSÃO / CROSS REFERENCE

CONVERSÕES		CÓDIGO MAHLE	CÓDIGO METAL LEVE
FABRICANTE	CÓDIGO		
O.E.	11115-87714	JC2020400/3*	J&RC-9448/3*
O.E.	11115-87729	JC2020400/3*	J&RC-9448/3*
O.E.	11116-20010	JC0632201/6*	J&RC-9584/6*
O.E.	11116-62071	JC0631801/6*	J&RC-9574/6*
O.E.	11116-65020	JC0632100/6*	J&RC-9579/6*
O.E.	11116-65030	JC0632100/6*	J&RC-9579/6*
O.E.	11116-65033	JC0632100/6*	J&RC-9579/6*
O.E.	111198007AF	JM70150/4 C/RET.	J&RMR-888/4 C/RET.
O.E.	111217215431K	JC1400150/4*	J&RC-9397/4*
O.E.	11141-60A00	JC0080020/4*	J&RC-9323/4*
O.E.	11141-60B00	JC0141030/3*	J&RC-9413/3*
O.E.	11141-60B01	JC0141030/3*	J&RC-9413/3*
O.E.	11141-67G00-001	JC0440360/4* 1,30	J&RC-9453/4* 1,30
O.E.	11141-67G00-002	JC0440360/4* 1,35	J&RC-9453/4* 1,35
O.E.	11141-67G00-003	JC0440360/4* 1,40	J&RC-9453/4* 1,40
O.E.	11141-67G00-005	JC0440360/4* 1,50	J&RC-9453/4* 1,50
O.E.	11141-71C00	JC08030/4	J&RC-9324/4
O.E.	11141-75101	JC0141100/4*	J&RC-9623/4*
O.E.	11141-75102	JC0141100/4*	J&RC-9623/4*
O.E.	11141-75120	JC0141100/4*	J&RC-9623/4*
O.E.	11141-82600	JC0080100/4*	J&RC-9545/4*
O.E.	11141-82601	JC0080100/4*	J&RC-9545/4*
O.E.	11141-82602	JC0080100/4*	J&RC-9545/4*
O.E.	11141-82611	JC0080100/4*	J&RC-9545/4*
O.E.	11141-82811	JC0080100/4*	J&RC-9545/4*
O.E.	11141-86501	JC0080100/4*	J&RC-9545/4*
O.E.	11141-86FA1	JC0141060/6*	J&RC-9416/6*
O.E.	11142-86FA1	JC0141061/6*	J&RC-9417/6*
O.E.	11162-67G00	JM0440710/4* S/ JUNTA CABEÇOTE	J&RM-9464/4* S/ JUNTA CABEÇOTE
O.E.	11189-71C00	JAV0080030/4* JUNTA TAMPA VÁLVULA	JAV9324/4* JUNTA TAMPA VÁLVULA
O.E.	11189-82600	JAV0080100/4* JUNTA TAMPA VÁLVULA	JAV9545/4* JUNTA TAMPA VÁLVULA
O.E.	11213-15070	JAV0631600/4* JUNTA TAMPA VÁLVULA	JAV9571/4* JUNTA TAMPA VÁLVULA
O.E.	11251-P01-004	JAC0510790/4* JUNTA TAMPA DO CÂRTER	JAC9501/4* JUNTA TAMPA DO CÂRTER
O.E.	11251-P1J-E00	JAC0510700/4* JUNTA TAMPA DO CÂRTER	JAC9363/4* JUNTA TAMPA DO CÂRTER
O.E.	11251-P1K-E00	JAC0510790/4* JUNTA TAMPA DO CÂRTER	JAC9501/4* JUNTA TAMPA DO CÂRTER
O.E.	11251-PE0-000	JAC0510790/4* JUNTA TAMPA DO CÂRTER	JAC9501/4* JUNTA TAMPA DO CÂRTER
O.E.	11251-PE0-003	JAC0510790/4* JUNTA TAMPA DO CÂRTER	JAC9501/4* JUNTA TAMPA DO CÂRTER
O.E.	11251-PE0-004	JAC0510790/4* JUNTA TAMPA DO CÂRTER	JAC9501/4* JUNTA TAMPA DO CÂRTER
O.E.	11251-PE0-010	JAC0510790/4* JUNTA TAMPA DO CÂRTER	JAC9501/4* JUNTA TAMPA DO CÂRTER
O.E.	11251-PE0-020	JAC0510790/4* JUNTA TAMPA DO CÂRTER	JAC9501/4* JUNTA TAMPA DO CÂRTER
O.E.	11251-PE2-003	JAC0510790/4* JUNTA TAMPA DO CÂRTER	JAC9501/4* JUNTA TAMPA DO CÂRTER
O.E.	11251-PE2-004	JAC0510790/4* JUNTA TAMPA DO CÂRTER	JAC9501/4* JUNTA TAMPA DO CÂRTER
O.E.	11251-PE2-010	JAC0510790/4* JUNTA TAMPA DO CÂRTER	JAC9501/4* JUNTA TAMPA DO CÂRTER
O.E.	11251-PE2-020	JAC0510790/4* JUNTA TAMPA DO CÂRTER	JAC9501/4* JUNTA TAMPA DO CÂRTER
O.E.	11400-52811	JM0141040/3	J&RM-9414/3
O.E.	11400-58827/8	JM08030/4 C/RET.	J&RMR-9324/4 C/RET.
O.E.	11400-60851/2	JM08020/4 C/RET.	J&RMR-9323/4 C/RET.
O.E.	11400-77864	JM08040/4 C/RET.	J&RMR-9325/4 C/RET.
O.E.	11400-80810	JM0141100/4*	J&RM-9623/4*
O.E.	11400-80811	JM0141100/4*	J&RM-9623/4*
O.E.	11400-80812	JM0141100/4*	J&RM-9623/4*
O.E.	11400-80813	JM0141100/4*	J&RM-9623/4*
O.E.	11400-80814	JM0141100/4*	J&RM-9623/4*
O.E.	11400-80815	JM0141100/4*	J&RM-9623/4*
O.E.	11400-80816	JM0141100/4*	J&RM-9623/4*
O.E.	11400-80817	JM0141100/4*	J&RM-9623/4*
O.E.	11400-80818	JM0141100/4*	J&RM-9623/4*
O.E.	11400-80866	JM0141100/4*	J&RM-9623/4*
O.E.	11400-85820	JM0141100/4*	J&RM-9623/4*
O.E.	11400-89815	JM0141100/4*	J&RM-9623/4*
O.E.	11401-77850	JM0080200/4*	J&RM-9550/4*
O.E.	11401-78852	JM0720030/4*	J&RM-9354/4*
O.E.	11402-61860	JM0141040/3	J&RM-9414/3
O.E.	11402-61861	JM0141040/3	J&RM-9414/3
O.E.	11402-61862	JM0141040/3	J&RM-9414/3
O.E.	11402-61871	JM0141040/3	J&RM-9414/3
O.E.	1141-21111-000	JC08040/4	J&RC-9325/4
O.E.	12251-P08-004	JC51650/4	J&RC-9335/4

Descrição do Produto / Radical MAHLE / Radical Metal Leve: Junta do Coletor de Escape / JA / JA ;
 Junta do Coletor de Admissão / JAA / JAA; Junta do Coletor de Admissão e Escape / JAAE / JAAE;
 Junta do Cârtter / JAC / JAC; Junta da Tampa de Válvulas / JAV / JAV; Junta da Válvula Termostática / JAVT / JAVT;
 Junta do Cabeçote / JC / J&RC; Jogo de Juntas Inferior do Motor / JI / J&RI; Jogo de Juntas do Motor / JM / J&RM;
 Jogo de Juntas Superior do Motor / JS / J&RS; Jogo de Parafusos do Cabeçote / PF / PF;
 * Itens sob Consulta



CONVERSÕES		CÓDIGO MAHLE	CÓDIGO METAL LEVE
FABRICANTE	CÓDIGO		
O.E.	12251-P30-004	JC0510710/4*	J&RC-9474/4*
O.E.	12251-P30-014	JC0510710/4*	J&RC-9474/4*
O.E.	12251-PG6-003	JC0510790/4*	J&RC-9501/4*
O.E.	12251-PLC-003	JC51630/4	J&RC-9333/4
O.E.	12251-PLC-004	JC51660/4	J&RC-9336/4
O.E.	12251-PM5-S020	JC51620/4	J&RC-9332/4
O.E.	12251-PM7-003	JC0510790/4*	J&RC-9501/4*
O.E.	12251-PR3-004	JC0510710/4*	J&RC-9474/4*
O.E.	12251-REA-Z01	JC51670/4	J&RC-9337/4
O.E.	12251-REB-Z01	JC51680/4	J&RC-9338/4
O.E.	12341-PTO-000	JAV0510760/4* JUNTA TAMPA VÁLVULA	JAV9498/4* JUNTA TAMPA VÁLVULA
O.E.	14141-71010	JC0080020/4*	J&RC-9323/4*
O.E.	1468555/1377039	JC76670/1	J&RC-9119/1
O.E.	1606624+642530	JS0140380/6*	J&RS-9471/6*
O.E.	1606687+642527	JS0140300/4*	J&RS-9074/4*
O.E.	17173-54030	JAAE0630010/4 ADMISSÃO / ESCAPE	JAAE9101/4 ADMISSÃO / ESCAPE
O.E.	1S7G-6051-AH	JC0590740/4	J&RC-9362/4
O.E.	1S7Z-6051-AA	JC0590740/4	J&RC-9362/4
O.E.	20910-02B00	JM2080030/4*	J&RM-9505/4*
O.E.	2091024B00	JM0100590/4*	J&RM-9446/4*
O.E.	20910-24B00	JM0100590/4*	J&RM-9446/4*
O.E.	2091024B01	JM0100590/4*	J&RM-9446/4*
O.E.	20910-24B01	JM0100590/4*	J&RM-9446/4*
O.E.	2091026A01	JM2080020/4*	J&RM-9504/4*
O.E.	20910-26A01	JM2080020/4*	J&RM-9504/4*
O.E.	2091026A02	JM2080020/4*	J&RM-9504/4*
O.E.	20910-26A02	JM2080020/4*	J&RM-9504/4*
O.E.	20910-33C01	JM2080000/4*	J&RM-9502/4*
O.E.	2091039C00	JM2080050/4*	J&RM-9507/4*
O.E.	20910-39C00	JM2080050/4*	J&RM-9507/4*
O.E.	2091039C10	JM2080050/4*	J&RM-9507/4*
O.E.	20910-39C10	JM2080050/4*	J&RM-9507/4*
O.E.	20920-02B00	JS2080030/4*	J&RS-9505/4*
O.E.	2092026A01	JS2080020/4*	J&RS-9504/4*
O.E.	20920-26A01	JS2080020/4*	J&RS-9504/4*
O.E.	2092026A02	JS2080020/4*	J&RS-9504/4*
O.E.	20920-26A02	JS2080020/4*	J&RS-9504/4*
O.E.	20920-33A01	JS2080000/4	J&RS-9502/4
O.E.	20920-33C01	JS2080000/4	J&RS-9502/4
O.E.	2092033D01	JS2080040/4*	J&RS-9506/4*
O.E.	20920-33D01	JS2080040/4*	J&RS-9506/4*
O.E.	2092033D02	JS2080040/4*	J&RS-9506/4*
O.E.	20920-33D02	JS2080040/4*	J&RS-9506/4*
O.E.	20920-33E00	JS2080040/4*	J&RS-9506/4*
O.E.	20920-33E01	JS2080040/4*	J&RS-9506/4*
O.E.	2092039C00	JS2080050/4*	J&RS-9507/4*
O.E.	20920-39C00	JS2080050/4*	J&RS-9507/4*
O.E.	2092039C10	JS2080050/4*	J&RS-9507/4*
O.E.	20920-39C10	JS2080050/4*	J&RS-9507/4*
O.E.	2108-1003020	JC0640130/4*	J&RC-9546/4*
O.E.	21083-1003020	JC0640140/4	J&RC-9547/4
O.E.	2108-31003020	JC0640140/4	J&RC-9547/4
O.E.	22022081F	JC0590010/4* 1,52	J&RC-9357/4* 1,52
O.E.	22311-02700	JC2080030/4	J&RC-9505/4
O.E.	22311-23000	JC2080010/4*	J&RC-9503/4*
O.E.	22311-33000	JC0100560/4*	J&RC-9440/4*
O.E.	22311-33010	JC0100560/4*	J&RC-9440/4*
O.E.	22311-33100	JC0100560/4*	J&RC-9440/4*
O.E.	22311-33110	JC0100560/4*	J&RC-9440/4*
O.E.	22311-33400	JC0100560/4*	J&RC-9440/4*
O.E.	22311-33410	JC0100560/4*	J&RC-9440/4*
O.E.	22311-35010	JC0100580/6*	J&RC-9444/6*
O.E.	22311-35020	JC0100580/6*	J&RC-9444/6*
O.E.	22311-35030	JC0100580/6*	J&RC-9444/6*
O.E.	22441-35000	JAV0100580/6* JUNTA TAMPA VÁLVULA	JAV9444/6* JUNTA TAMPA VÁLVULA
O.E.	270949-1	JC71500/1	J&RC-1860/1
O.E.	275548-6	JC71460/1	J&RC-9030/1
O.E.	276122/276123	JM71400/6	J&RM-1730/6

Descrição do Produto / Radical MAHLE / Radical Metal Leve: Junta do Coletor de Escape / JA / JA ; Junta do Coletor de Admissão / JAA / JAA; Junta do Coletor de Admissão e Escape / JAAE / JAAE; Junta do Carter / JAC / JAC; Junta da Tampa de Válvulas / JAV / JAV; Junta da Válvula Termostática / JAVT / JAVT; Junta do Cabeçote / JC / J&RC; Jogo de Juntas Inferior do Motor / JI / J&RI; Jogo de Juntas do Motor / JM / J&RM; Jogo de Juntas Superior do Motor / JS / J&RS; Jogo de Parafusos do Cabeçote / PF / PF;

* Itens sob Consulta

TABELA DE CONVERSÃO / CROSS REFERENCE

MAHLE

CONVERSÕES		CÓDIGO MAHLE	CÓDIGO METAL LEVE
FABRICANTE	CÓDIGO		
O.E.	276124/276125	JM71460/6	J&RM-9030/6
O.E.	2RD198005C	JM13930/4 C/RET.	J&RM-2104/4 C/RET.
O.E.	2RH198005B	JM13910/6 C/RET.	J&RM-2387/6 C/RET.
O.E.	3145860390/3435860090	JM48100/4-100,0mm C/RET.	J&RM-1049/4-100,0mm C/RET.
O.E.	3145860390/3435860090	JM48100/4-98,5mm C/RET.	J&RM-1049/4-98,5mm C/RET.
O.E.	3152161/2	JM57270/3 C/RET.	J&RM-9240/3 C/RET.
O.E.	3213461-1	JC0180340/4*	J&RC-9369/4*
O.E.	3287347-3	JC0180340/4*	J&RC-9369/4*
O.E.	3287515-5	JAV1950310/4* JUNTA TAMPA VÁLVULA	JAV9366/4* JUNTA TAMPA VÁLVULA
O.E.	3343793-0	JAV1950310/4* JUNTA TAMPA VÁLVULA	JAV9366/4* JUNTA TAMPA VÁLVULA
O.E.	3357004/3802624	JM21260/6 C/RET.	J&RM-9168/6 C/RET.
O.E.	3445860190/3525861190	JM48100/6-100,0mm C/RET.	J&RM-1049/6-100,0mm C/RET.
O.E.	3445860190/3525861190	JM48100/6-98,5mm C/RET.	J&RM-1049/6-98,5mm C/RET.
O.E.	3520102621/3530104708	JM48250/6-98,5mm C/RET.	J&RM-995/6-98,5mm C/RET.
O.E.	3520102780/3620100080	JM48350/6-100,0mm C/RET.	J&RM-9041/6-100,0mm C/RET.
O.E.	3531017-6	JC0181070/4*	J&RC-9618/4*
O.E.	3640100380/0480	JM48510/4-100,0mm C/RET.	J&RM-1475/4-100,0mm C/RET.
O.E.	3640104020/2208	JM48410/4-98,5mm C/RET.	J&RM-1807/4-98,5mm C/RET.
O.E.	3640104020/3640100480	JM48410/4-100,0mm C/RET.	J&RM-1807/4-100,0mm C/RET.
O.E.	3640105320/2208	JM48510/4-98,5mm C/RET.	J&RM-1475/4-98,5mm C/RET.
O.E.	3660100380/3308	JM48410/6-100,0mm C/RET.	J&RM-1807/6-100,0mm C/RET.
O.E.	3660100380/3308	JM48510/6-98,5mm C/RET.	J&RM-1475/6-98,5mm C/RET.
O.E.	3660103820/3308	JM48510/6-100,0mm C/RET.	J&RM-1475/6-100,0mm C/RET.
O.E.	3660106120/4408	JM48410/6-98,5mm C/RET.	J&RM-1807/6-98,5mm C/RET.
O.E.	3681E017/37	JC57460/4	J&RC-9160/4
O.E.	3681H202	JC57280/6	J&RC-1172/6
O.E.	3681H205	JC57460/6	J&RC-9160/6
O.E.	3802363/3802376	JM21380/6 C/RET.	J&RM-2304/6 C/RET.
O.E.	3802375/3804896	JM21380/4 C/RET.	J&RM-2304/4 C/RET.
O.E.	3914957/3935585	JC21260/6	J&RC-9168/6
O.E.	4570100105/4570107320	JM48990/6	J&RM-2395/6
O.E.	4570100105/4570107320	JM48990/6 C/RET.	J&RM-2395/6 C/RET.
O.E.	4570107920/4570100505	JM48964/6	J&RM-9272/6
O.E.	4570107920/4570100505	JM48964/6 C/RET.	J&RM-9272/6 C/RET.
O.E.	4636982AE	JS1210020/6*	J&RS-9529/6*
O.E.	4760100020/4270100005	JM48930/5	J&RM-1894/5
O.E.	4760100020/4270100005	JM48940/5 C/RET.	J&RM-2095/5 C/RET.
O.E.	4798966AB	JS0100500/4*	J&RS-9419/4*
O.E.	4798992AD	JS0100600/4*	J&RS-9449/4*
O.E.	4863789AC	JAV1980240/4* JUNTA TAMPA VÁLVULA	JAV9486/4* JUNTA TAMPA VÁLVULA
O.E.	5013714AA	JC0100500/4*	J&RC-9419/4*
O.E.	5014059AA	JC0590010/4* 1,42	J&RC-9357/4* 1,42
O.E.	5014060AA	JC0590010/4* 1,62	J&RC-9357/4* 1,62
O.E.	5014061AA	JC0590010/4* 1,62	J&RC-9357/4* 1,62
O.E.	5014127AC	JC0100500/4*	J&RC-9419/4*
O.E.	5014133AC	JS0100500/4*	J&RS-9419/4*
O.E.	5014133AD	JS0100500/4*	J&RS-9419/4*
O.E.	5014983AA	JC1210040/5* 1,51	J&RC-9532/5* 1,51
O.E.	5080081AA	JC0481020/4	J&RC-9581/4
O.E.	5096215AA	JS0100500/4*	J&RS-9419/4*
O.E.	53009549AB	JC0100600/4*	J&RC-9449/4*
O.E.	550099/1313459	JS76061/1	J&RS-9022/1
O.E.	551513/750009	JS76540/6	J&RS-1253/6
O.E.	5-86205-853-0	JS0510770/4*	J&RS-9499/4*
O.E.	5-87810-963	JM0240100/4*	J&RM-9512/4*
O.E.	5-87810-977	JM0510780/4*	J&RM-9500/4*
O.E.	7700864736F	JC0180210/4	J&RC-9326/4
O.E.	77014-71366	PF0180033*	PF0180033*
O.E.	7701472955/7701473218	JS0180100/4	J&RM-9326/4
O.E.	7701472955/7701473218	JS0180100/4	J&RMR-9326/4 C/RET.
O.E.	7N7263	JC11820/6	J&RC-1235/6
O.E.	7N7386	JC11820/4	J&RC-1235/4
O.E.	8260500/836840102	JM31000/6	J&RM-2346/6
O.E.	83504346AD	JS0100600/4*	J&RS-9449/4*
O.E.	8350-5430	JC0180340/4*	J&RC-9369/4*
O.E.	8350-5435	JC0180340/4*	J&RC-9369/4*
O.E.	836640289/356	JM31000/3	J&RM-2346/3
O.E.	836740280/836740280	JM31000/4	J&RM-2346/4

Descrição do Produto / Radical MAHLE / Radical Metal Leve: Junta do Coletor de Escape / JA / JA ;
 Junta do Coletor de Admissão / JAA / JAA; Junta do Coletor de Admissão e Escape / JAAE / JAAE;
 Junta do Carter / JAC / JAC; Junta da Tampa de Válvulas / JAV / JAV; Junta da Válvula Termostática / JAVT / JAVT;
 Junta do Cabeçote / JC / J&RC; Jogo de Juntas Inferior do Motor / JI / J&RI; Jogo de Juntas do Motor / JM / J&RM;
 Jogo de Juntas Superior do Motor / JS / J&RS; Jogo de Parafusos do Cabeçote / PF / PF;
 * Itens sob Consulta



© MAHLE 2019/2020 | 481

CONVERSÕES		CÓDIGO MAHLE	CÓDIGO METAL LEVE
FABRICANTE	CÓDIGO		
O.E.	836764156/836655740	JC31000/4	J&RC-2346/4
O.E.	84AU6051A	JC59490/4	J&RC-2092/4
O.E.	84AU6051B	JC59201/4	J&RC-1632/4
O.E.	84SU6008A	JM59010/4	J&RM-1633/4
O.E.	84SU6008A	JM59490/4 C/RET.	J&RMR-2092/4 C/RET.
O.E.	84SU6008A	JM59492/4	J&RM-2092/4
O.E.	84SU6008B	JM59201/4 C/RET.	J&RMR-1632/4 C/RET.
O.E.	84SU6008B	JM59202/4	J&RM-1632/4
O.E.	8-97019361-0	JC0510780/4*	J&RC-9500/4*
O.E.	8-97066-198-0	JC0240110/4* 1,70	J&RC-9513/4* 1,70
O.E.	8AG6-10-235	JS0590610/4*	J&RS-9553/4*
O.E.	8AN-10-271B	JM2110140/4*	J&RM-9543/4*
O.E.	8CB3-10-271	JM0591190/4*	J&RM-9538/4*
O.E.	8CBA-10-271	JM0591190/4*	J&RM-9538/4*
O.E.	8CBA-10-271A	JM0591190/4*	J&RM-9538/4*
O.E.	8CBA-10-271B	JM0591190/4*	J&RM-9538/4*
O.E.	8CBY-10-271	JM2110140/4*	J&RM-9543/4*
O.E.	8LG1-10-271	JM0591320/4*	J&RM-9586/4*
O.E.	9040101921/9040104505	JM48980/4 C/RET.	J&RM-9088/4 C/RET.
O.E.	9060105521/9060104505	JM48760/6 C/RET.	J&RM-9295/6 C/RET.
O.E.	922900130327/922900134317	JM13600/4 C/RET.	J&RM-2180/4 C/RET.
O.E.	922980131436/922900131997	JM13800/4 C/RET.	J&RM-1981/4 C/RET.
O.E.	9240101520/9040104505	JM48770/4 C/RET.	J&RM-9296/4 C/RET.
O.E.	9260102520/9260161220	JM48780/6 C/RET.	J&RM-9297/6 C/RET.
O.E.	938X6014AA	JS0591050/4*	J&RS-9433/4*
O.E.	938X6014BA	JS0591070/4*	J&RS-9436/4*
O.E.	940708540074/940708548074	JC13510/4	J&RC-2301/4
O.E.	940780130106/940780130036	JM13510/4 C/RET.	J&RM-2301/4 C/RET.
O.E.	94560026.80	JC0440320/4* 1,50	J&RC-9470/4* 1,50
O.E.	95TM-6051-AA	JC0591080/6	J&RC-9437/6
O.E.	95TM-6083-AA	JC0591081/6	J&RC-9438/6
O.E.	96BM6051A2A	JC59040/4	J&RC-9247/4
O.E.	978M6051CF	JC0591110/4	J&RC-9165/4
O.E.	97BM6051A2A	JC59020/4	J&RC-9246/4
O.E.	97MM6051BC	JC0591100/4*	J&RC-9450/4*
O.E.	988M6051BC	JC0590190/4*	J&RC-9361/4*
O.E.	99478953-99478955	J10010090/4*	J&RI-9360/4*
O.E.	A850X6014CNA	JS0480330/4*	J&RS-9214/4*
O.E.	AA10010235	JM0720600/4	J&RM-9487/4
O.E.	BD9M6008A	JM59100/4	J&RM-1052/4
O.E.	BD9M6008A	JM59100/4 C/RET.	J&RM-1052/4 C/RET.
O.E.	BD9M6051B	JC59100/4	J&RC-1052/4
O.E.	BP01-10-271	JC0870600/4	J&RC-9552/4
O.E.	BP05-10-235	JAV0591190/4* JUNTA TAMPA VÁLVULA	JAV9538/4* JUNTA TAMPA VÁLVULA
O.E.	BP05-10-235A	JAV0591190/4* JUNTA TAMPA VÁLVULA	JAV9538/4* JUNTA TAMPA VÁLVULA
O.E.	CFPN6008B	JM26040/3 C/RET.	J&RM-1316/3 C/RET.
O.E.	CFPN6008C	JM26040/4 C/RET.	J&RM-1316/4 C/RET.
O.E.	DBP4100	JAC0510790/4* JUNTA TAMPA DO CÁRTER	JAC9501/4* JUNTA TAMPA DO CÁRTER
O.E.	DBP9347	JAC0510790/4* JUNTA TAMPA DO CÁRTER	JAC9501/4* JUNTA TAMPA DO CÁRTER
O.E.	DIMU6051A	JC59000/4	J&RC-930/4
O.E.	E7NH6051AA	JC26500/6	J&RC-1734/6
O.E.	E7NN6051AA	JC26040/3	J&RC-1316/3
O.E.	E7NN6051AB	JC26040/4	J&RC-1316/4
O.E.	E8NN6051AA	JC26610/3	J&RC-2661/3
O.E.	E9NN6051BA	JC26620/6	J&RC-2661/6
O.E.	ERR5260	JC57750/4	J&RC-9125/4
O.E.	ERR5437	JC2180210/4*	J&RC-9548/4*
O.E.	ERR7217	JC2180210/4*	J&RC-9548/4*
O.E.	F1CZ-6584A	JAV0591190/4* JUNTA TAMPA VÁLVULA	JAV9538/4* JUNTA TAMPA VÁLVULA
O.E.	F1NN6051BA	JC26610/4	J&RC-2661/4
O.E.	F2TZ-6079B	JS0591080/6	J&RS-9437/6
O.E.	F87Z-6584-AA	JAV0591080/6 JUNTA TAMPA VÁLVULA	JAV9437/6 JUNTA TAMPA VÁLVULA
O.E.	FGPN6008A	JM26610/3 C/RET.	J&RM-9244/3 C/RET.
O.E.	FGPN6008B	JM26610/4 C/RET.	J&RM-9244/4 C/RET.
O.E.	FGPN6008C	JM26620/4 C/RET.	J&RM-9245/4 C/RET.
O.E.	FGPN6008D	JM26620/6 C/RET.	J&RM-9245/6 C/RET.
O.E.	FS01-10-235A	JAV0590610/4* JUNTA TAMPA VÁLVULA	JAV9553/4* JUNTA TAMPA VÁLVULA
O.E.	GUG701140	JS2110150/4*	J&RS-9544/4*

Descrição do Produto / Radical MAHLE / Radical Metal Leve: Junta do Coletor de Escape / JA / JA ; Junta do Coletor de Admissão / JAA / JAA; Junta do Coletor de Admissão e Escape / JAAE / JAAE; Junta do Cáster / JAC / JAC; Junta da Tampa de Válvulas / JAV / JAV; Junta da Válvula Termostática / JAVT / JAVT; Junta do Cabeçote / JC / J&RC; Jogo de Juntas Inferior do Motor / JI / J&RI; Jogo de Juntas do Motor / JM / J&RM; Jogo de Juntas Superior do Motor / JS / J&RS; Jogo de Parafusos do Cabeçote / PF / PF;

* Itens sob Consulta

CONVERSÕES		CÓDIGO MAHLE	CÓDIGO METAL LEVE
FABRICANTE	CÓDIGO		
O.E.	GUG701140HS	JS2110150/4*	J&RS-9544/4*
O.E.	GUG702607	JC2110150/4*	J&RC-9544/4*
O.E.	GUG702607HG	JC2110150/4*	J&RC-9544/4*
O.E.	HS001/051	JM57850/4 C/RET.	J&RM-9059/4 C/RET.
O.E.	HS051	JS57850/4 C/RET.	J&RS-9059/4 C/RET.
O.E.	HS076/79	JM57750/4 C/RET.	J&RM-9125/4 C/RET.
O.E.	K0AH310270	JM2080050/4*	J&RM-9507/4*
O.E.	K0AJ210270	JM2080050/4*	J&RM-9507/4*
O.E.	LF01-10-271	JC0590740/4	J&RC-9362/4
O.E.	LF02-10-230	JAV0590740/4* JUNTA TAMPA VÁLVULA	JAV9362/4* JUNTA TAMPA VÁLVULA
O.E.	LVB101380	JC2110150/4*	J&RC-9544/4*
O.E.	LVQ10023	JS0510620/4*	J&RS-9332/4*
O.E.	MD050482	JAAE1950010/4* ADMISSÃO / ESCAPE	JAAE9115/4* ADMISSÃO / ESCAPE
O.E.	MD081533	JAAE1950010/4* ADMISSÃO / ESCAPE	JAAE9115/4* ADMISSÃO / ESCAPE
O.E.	MD105185	JAV0100580/6* JUNTA TAMPA VÁLVULA	JAV9444/6* JUNTA TAMPA VÁLVULA
O.E.	MD111805	JC0100580/6*	J&RC-9444/6*
O.E.	MD113173	JC0100560/4*	J&RC-9440/4*
O.E.	MD120091	JAV0100580/6* JUNTA TAMPA VÁLVULA	JAV9444/6* JUNTA TAMPA VÁLVULA
O.E.	MD133671	JAV0100580/6* JUNTA TAMPA VÁLVULA	JAV9444/6* JUNTA TAMPA VÁLVULA
O.E.	MD137976	JC195010/4 1,55	J&RC-9115/4 1,55
O.E.	MD138312	JC0100580/6*	J&RC-9444/6*
O.E.	MD143540	JC0100580/6*	J&RC-9444/6*
O.E.	MD145826	JC1950400/4*	J&RC-9458/4*
O.E.	MD147241	JC0100580/6*	J&RC-9444/6*
O.E.	MD160942	JC195010/4	J&RC-9115/4
O.E.	MD165614	JC0100580/6*	J&RC-9444/6*
O.E.	MD166720	JC1950400/4*	J&RC-9458/4*
O.E.	MD177329	JC0100650/4*	J&RC-9461/4*
O.E.	MD177339	JC0100650/4*	J&RC-9461/4*
O.E.	MD177341	JC0100650/4*	J&RC-9461/4*
O.E.	MD183808	JC0100560/4*	J&RC-9440/4*
O.E.	MD184399	JC0100650/4*	J&RC-9461/4*
O.E.	MD197274	JC0100520/6*	J&RC-9421/6*
O.E.	MD197286	JC1950410/4*	J&RC-9590/4*
O.E.	MD199175	JC0100630/4*	J&RC-9459/4*
O.E.	MD199239	JC1950400/4*	J&RC-9458/4*
O.E.	MD302891	JC195010/4 1,50	J&RC-9115/4 1,50
O.E.	MD302892	JC195010/4 1,50	J&RC-9115/4 1,50
O.E.	MD302893	JC195010/4 1,45	J&RC-9115/4 1,45
O.E.	MD313674	JC0100650/4*	J&RC-9461/4*
O.E.	MD320044	JC0100640/4*	J&RC-9460/4*
O.E.	MD332034	JC1950460/4*	J&RC-9598/4*
O.E.	MD333227	JC1950420/4*	J&RC-9591/4*
O.E.	MD342390	JC1950440/3*	J&RC-9595/3*
O.E.	MD365937	JC1950450/4*	J&RC-9596/4*
O.E.	MD367277	JC1950450/4*	J&RC-9596/4*
O.E.	MD377774	JC195200/4	J&RC-9237/4
O.E.	MD970440	JS0100650/4*	J&RS-9461/4*
O.E.	MD970441	JS0100650/4*	J&RS-9461/4*
O.E.	MD971619	JM0100570/4*	J&RM-9442/4*
O.E.	MD971620	JM0100570/4*	J&RM-9442/4*
O.E.	MD971624	JM0100630/4*	J&RM-9459/4*
O.E.	MD972160	JM195010/4 C/RET.	J&RMR-9115/4 C/RET.
O.E.	MD972341	JM1950410/4*	J&RM-9590/4*
O.E.	MD972635	JM1950490/4*	J&RM-9629/4*
O.E.	MD973024	JM0100520/6*	J&RM-9421/6*
O.E.	MD973105	JM1950490/4*	J&RM-9629/4*
O.E.	MD973444	JM1950400/4*	J&RM-9458/4*
O.E.	MD975370	JM1950440/3*	J&RM-9595/3*
O.E.	MD977080	JM1950450/4*	J&RM-9596/4*
O.E.	MD977867	JS1950440/3*	J&RS-9595/3*
O.E.	MD978641	JS195200/4 C/RET.	J&RS-9237/4 C/RET.
O.E.	MD978645	JM195200/4 C/RET.	J&RMR-9237/4 C/RET.
O.E.	MD978662	JM1950480/4*	J&RM-9603/4*
O.E.	MD978701	JM1950450/4*	J&RM-9596/4*
O.E.	MD997113	JM0100590/4*	J&RM-9446/4*
O.E.	MD997146	JM0100620/6*	J&RM-9457/6*
O.E.	MD997168	JM0100620/6*	J&RM-9457/6*

Descrição do Produto / Radical MAHLE / Radical Metal Leve: Junta do Coletor de Escape / JA / JAA ;
 Junta do Coletor de Admissão / JAA / JAA; Junta do Coletor de Admissão e Escape / JAAE / JAAE;
 Junta do Carter / JAC / JAC; Junta da Tampa de Válvulas / JAV / JAV; Junta da Válvula Termostática / JAVT / JAVT;
 Junta do Cabeçote / JC / J&RC; Jogo de Juntas Inferior do Motor / JI / J&RI; Jogo de Juntas do Motor / JM / J&RM;
 Jogo de Juntas Superior do Motor / JS / J&RS; Jogo de Parafusos do Cabeçote / PF / PF;
 * Itens sob Consulta

CONVERSÕES		CÓDIGO MAHLE	CÓDIGO METAL LEVE
FABRICANTE	CÓDIGO		
O.E.	MD997237	JM0100590/4*	J&RM-9446/4*
O.E.	MD997311	JS0100580/6*	J&RS-9444/6*
O.E.	MD997312	JM0100580/6*	J&RM-9444/6*
O.E.	MD997435	JS0100580/6*	J&RS-9444/6*
O.E.	MD997436	JM0100580/6*	J&RM-9444/6*
O.E.	MD997456	JM0100590/4*	J&RM-9446/4*
O.E.	MD997474	JM0100560/4*	J&RM-9440/4*
O.E.	MD997475	JM0100560/4*	J&RM-9440/4*
O.E.	MD997488	JS0100580/6*	J&RS-9444/6*
O.E.	MD997490	JM0100580/6*	J&RM-9444/6*
O.E.	MD997496	JM0100580/6*	J&RM-9444/6*
O.E.	MD997496HS	JS0100580/6*	J&RS-9444/6*
O.E.	MD997516	JS0100580/6*	J&RS-9444/6*
O.E.	MD997517	JM0100580/6*	J&RM-9444/6*
O.E.	MD997647	JM0100590/4*	J&RM-9446/4*
O.E.	MD997648	JM0100590/4*	J&RM-9446/4*
O.E.	ME200754	JC195340/4	J&RC-9283/4
O.E.	ME202969	JAA1950300/4* JUNTA ADMISSÃO	JAA9365/4* JUNTA ADMISSÃO
O.E.	ME204037	JC1950470/4 0,66-0,72	J&RC-9600/4 0,66-0,72
O.E.	ME204037A	JC1950470/4 0,66-0,72	J&RC-9600/4 0,66-0,72
O.E.	ME204038	JC1950470/4 0,73-0,77	J&RC-9600/4 0,73-0,77
O.E.	ME204038B	JC1950470/4 0,73-0,77	J&RC-9600/4 0,73-0,77
O.E.	ME204039	JC1950470/4 0,78-0,82	J&RC-9600/4 0,78-0,82
O.E.	ME204039C	JC1950470/4 0,78-0,82	J&RC-9600/4 0,78-0,82
O.E.	ME204040	JC1950470/4 0,83-0,88	J&RC-9600/4 0,83-0,88
O.E.	ME204040D	JC1950470/4 0,83-0,88	J&RC-9600/4 0,83-0,88
O.E.	ME993318	JM1950470/4* S/ JUNTA CABEÇOTE	J&RM-9600/4* S/ JUNTA CABEÇOTE
O.E.	ME994155	JM1950430/4* S/ JUNTA CABEÇOTE	J&RM-9592/4* S/ JUNTA CABEÇOTE
O.E.	ME995501	JM1950435/4* S/ JUNTA CABEÇOTE	J&RM-9628/4* S/ JUNTA CABEÇOTE
O.E.	ME995720	JM1950470/4* S/ JUNTA CABEÇOTE	J&RM-9600/4* S/ JUNTA CABEÇOTE
O.E.	ME995738	JM1950430/4* S/ JUNTA CABEÇOTE	J&RM-9592/4* S/ JUNTA CABEÇOTE
O.E.	ME996511	JM1950435/4* S/ JUNTA CABEÇOTE	J&RM-9628/4* S/ JUNTA CABEÇOTE
O.E.	ME996512	JM195340/4 C/RET.	J&RMR-9283/4 C/RET.
O.E.	ME996728	JM1950435/4* S/ JUNTA CABEÇOTE	J&RM-9628/4* S/ JUNTA CABEÇOTE
O.E.	OK027-10-271	JC72010/4	J&RC-9322/4
O.E.	OK620-10-271	JC72000/4	J&RC-9086/4
O.E.	OK620-99-100	JM72000/4 C/RET.	J&RMR-9086/4 C/RET.
O.E.	OK710-99-100	JM72010/4 C/RET.	J&RMR-9322/4 C/RET.
O.E.	P4006/8	JM57430/4 C/RET.	J&RM-2257/4 C/RET.
O.E.	S4040/41	JM57300/4 C/RET.	J&RM-2142/4 C/RET.
O.E.	T0680-689	JC0180340/4*	J&RC-9369/4*
O.E.	TE5H6008A	JM26500/6 C/RET.	J&RM-1734/6 C/RET.
O.E.	U5LT0178/U5LB0152	JM57460/4 C/RET.	J&RM-9160/4 C/RET.
O.E.	U5LT0179/U5LB0053	JM57460/6 C/RET.	J&RM-9160/6 C/RET.
O.E.	V95DD6008AA	JM0590010/4* S/ JUNTA CABEÇOTE	J&RM-9357/4* S/ JUNTA CABEÇOTE
O.E.	V97DD6051AA	JC0590010/4* 1,42	J&RC-9357/4* 1,42
O.E.	V97DD6051BA	JC0590010/4* 1,62	J&RC-9357/4* 1,62
O.E.	V97DD6051CA	JC0590010/4* 1,52	J&RC-9357/4* 1,52
O.E.	WL51-10-272	JC0591400/4*	J&RC-9570/4*
O.E.	XS6E.6051.AC	JC59560/4	J&RC-9192/4
O.E.	XS6E.6051.BE	JC59570/4	J&RC-9199/4
O.E.	XS6E6051BE	JC0590570/4	J&RC-9199/4
O.E.	XS6E6051BF	JC0590570/4	J&RC-9199/4
O.E.	XS7G.6051.BB	JC59520/4	J&RC-9164/4
O.E.	XS7G.6051.C1B	JC59150/4*	J&RC-9165/4*
O.E.	XS7G6051BB	JC0590190/4*	J&RC-9361/4*
O.E.	XS7G6051BC	JC0590190/4*	J&RC-9361/4*
O.E.	YF09-10-135	PF0590021*	PF0590021*
O.E.	YS4E6051BA	JC1210040/5* 1,51	J&RC-9532/5* 1,51
O.E.	ZBA198011/12	JM70590/4 C/RET.	J&RMR-1092/4 C/RET.
O.E.	ZBA198011/12	JM70592/4	J&RM-1092/4
O.E.	ZZ20-10-50X	JI0591200/6*	J&RI-9541/6*
O.E.	ZZM3-10-240	JS0591301/4*	J&RS-9566/4*
O.E.	ZZM9-10-240	JS0591300/4*	J&RS-9564/4*
PAYEN	AA5130	JC0591400/4*	J&RC-9570/4*
PAYEN	AA5430	JC0591330/4*	J&RC-9593/4*
PAYEN	AA5620	JC2710030/4*	J&RC-9517/4*
PAYEN	AA5630	JC2710050/6*	J&RC-9519/6*

Descrição do Produto / Radical MAHLE / Radical Metal Leve: Junta do Coletor de Escape / JA / JA ; Junta do Coletor de Admissão / JAA / JAA; Junta do Coletor de Admissão e Escape / JAAE / JAAE; Junta do Carter / JAC / JAC; Junta da Tampa de Válvulas / JAV / JAV; Junta da Válvula Termostática / JAVT / JAVT; Junta do Cabeçote / JC / J&RC; Jogo de Juntas Inferior do Motor / JI / J&RI; Jogo de Juntas do Motor / JM / J&RM; Jogo de Juntas Superior do Motor / JS / J&RS; Jogo de Parafusos do Cabeçote / PF / PF;

* Itens sob Consulta

TABELA DE CONVERSÃO / CROSS REFERENCE

MAHLE

CONVERSÕES		CÓDIGO MAHLE	CÓDIGO METAL LEVE
FABRICANTE	CÓDIGO		
PAYEN	AB5080	JC2110150/4*	J&RC-9544/4*
PAYEN	AB5230	JC0141010/4	J&RC-9411/4
PAYEN	AB5260	JC0591110/4	J&RC-9165/4
PAYEN	AB5370	JC0700110/4	J&RC-9331/4
PAYEN	AB5420	JC2710020/4*	J&RC-9516/4*
PAYEN	AB5430	JC2710070/4*	J&RC-9521/4*
PAYEN	AB5550	JC0480750/4*	J&RC-9576/4*
PAYEN	AB5570	JC0481010/4*	J&RC-9578/4*
PAYEN	AB5690	JC0030140/4*	J&RC-9613/4*
PAYEN	AC5010	JC0440360/4* 1,30	J&RC-9453/4* 1,30
PAYEN	AC5020	JC0440360/4* 1,35	J&RC-9453/4* 1,35
PAYEN	AC5030	JC0440360/4* 1,40	J&RC-9453/4* 1,40
PAYEN	AC5050	JC0440360/4* 1,50	J&RC-9453/4* 1,50
PAYEN	AC5220	JC0700140/4	J&RC-9356/4
PAYEN	AC5370	JC1400230/4*	J&RC-9405/4*
PAYEN	AC5380	JC1400231/4	J&RC-9406/4
PAYEN	AC5440	JC1400250/6*	J&RC-9409/6*
PAYEN	AC5550	JC0100500/4*	J&RC-9419/4*
PAYEN	AC5560	JC0100510/4*	J&RC-9420/4*
PAYEN	AC5600	JC0100600/4*	J&RC-9449/4*
PAYEN	AC5610	JC1210020/6	J&RC-9529/6
PAYEN	AC5700	JC0440850/4	J&RC-9491/4
PAYEN	AC5750	JC0591340/4* 1,20	J&RC-9599/4* 1,20
PAYEN	AC5760	JC0591340/4* 1,25	J&RC-9599/4* 1,25
PAYEN	AC5770	JC0591340/4* 1,30	J&RC-9599/4* 1,30
PAYEN	AC5800	JC0590190/4*	J&RC-9361/4*
PAYEN	AC5900	JC1400100/4*	J&RC-9407/4*
PAYEN	AD5100	JC0440350/4*	J&RC-9482/4*
PAYEN	AD5180	JC0440000/4	J&RC-9126/4
PAYEN	AD5220	JC0590740/4	J&RC-9362/4
PAYEN	AD5300	JC0660000/4	J&RC-9359/4
PAYEN	AD5400	JC0240110/4* 1,70	J&RC-9513/4* 1,70
PAYEN	AD5700	JC0440910/4*	J&RC-9510/4*
PAYEN	AD5720	JC0481020/4	J&RC-9581/4
PAYEN	AD5960	JC0252200/5*	J&RC-9535/5*
PAYEN	AD5970	JC0251300/4	J&RC-9456/4
PAYEN	AE5010	JC0440770/4*	J&RC-9481/4*
PAYEN	AE5130	JC2710070/4*	J&RC-9521/4*
PAYEN	AE5220	JC0180310/4*	J&RC-9368/4*
PAYEN	AE5310	JC0130510/4	J&RC-2301/4
PAYEN	AF5490	JC1950470/4 0,78-0,82	J&RC-9600/4 0,78-0,82
PAYEN	AF5690	JC0030500/6*	J&RC-9604/6*
PAYEN	AF5780	JC0632000/4*	J&RC-9577/4*
PAYEN	AG5070	JC2080010/4*	J&RC-9503/4*
PAYEN	AG5080	JC0510780/4*	J&RC-9500/4*
PAYEN	AG5140	JC1950460/4*	J&RC-9598/4*
PAYEN	AG5150	JC1950440/3*	J&RC-9595/3*
PAYEN	AG5210	JC2250200/4	J&RC-9555/4
PAYEN	AG5260	JC0080030/4	J&RC-9324/4
PAYEN	AG5280	JC2250300/4*	J&RC-9556/4*
PAYEN	AG5290	JC2250100/4*	J&RC-9554/4*
PAYEN	AG5720	JC0080200/4*	J&RC-9550/4*
PAYEN	AG5730	JC0141060/6*	J&RC-9416/6*
PAYEN	AG5740	JC0141061/6*	J&RC-9417/6*
PAYEN	AG6120	JC0100640/4*	J&RC-9460/4*
PAYEN	AG7700	JC1950450/4*	J&RC-9596/4*
PAYEN	AG7740	JC1950470/4 0,66-0,72	J&RC-9600/4 0,66-0,72
PAYEN	AG7750	JC1950470/4 0,73-0,77	J&RC-9600/4 0,73-0,77
PAYEN	AG7760	JC1950470/4 0,83-0,88	J&RC-9600/4 0,83-0,88
PAYEN	AG7840	JC2110120/4*	J&RC-9539/4*
PAYEN	AG8050	JC2080030/4	J&RC-9505/4
PAYEN	AY060	JC0701000/4	J&RC-9375/4
PAYEN	AY070	JC0440040/4	J&RC-9467/4
PAYEN	AY090	JC0440800/4*	J&RC-9484/4*
PAYEN	AY200	JC2180210/4*	J&RC-9548/4*
PAYEN	AY260	JC2710010/6*	J&RC-9515/6*
PAYEN	AY290	JC0010090/4* 1,60	J&RC-9360/4* 1,60
PAYEN	AY300	JC0010090/4* 1,70	J&RC-9360/4* 1,70

Descrição do Produto / Radical MAHLE / Radical Metal Leve: Junta do Coletor de Escape / JA / JA ;
 Junta do Coletor de Admissão / JAA / JAA; Junta do Coletor de Admissão e Escape / JAAE / JAAE;
 Junta do Carter / JAC / JAC; Junta da Tampa de Válvulas / JAV / JAV; Junta da Válvula Termostática / JAVT / JAVT;
 Junta do Cabeçote / JC / J&RC; Jogo de Juntas Inferior do Motor / JI / J&RI; Jogo de Juntas do Motor / JM / J&RM;
 Jogo de Juntas Superior do Motor / JS / J&RS; Jogo de Parafusos do Cabeçote / PF / PF;
 * Itens sob Consulta



© MAHLE 2019/2020 | 485

CONVERSÕES		CÓDIGO MAHLE	CÓDIGO METAL LEVE
FABRICANTE	CÓDIGO		
PAYEN	AY300	JC0010090/4* 1,80	J&RC-9360/4* 1,80
PAYEN	AY310	JC0010090/4* 1,80	J&RC-9360/4* 1,80
PAYEN	AY320	JC0251800/5*	J&RC-9524/5*
PAYEN	AY400	JC0590010/4* 1,42	J&RC-9357/4* 1,42
PAYEN	AY410	JC0590010/4* 1,52	J&RC-9357/4* 1,52
PAYEN	AY420	JC0590010/4* 1,62	J&RC-9357/4* 1,62
PAYEN	AY680	JC0010050/4 1,60	J&RC-9183/4 1,60
PAYEN	AY690	JC0010050/4 1,70	J&RC-9183/4 1,70
PAYEN	AY700	JC0010050/4 1,80	J&RC-9183/4 1,80
PAYEN	AY980	JC0700140/4	J&RC-9356/4
PAYEN	BC772	JC0480330/4*	J&RC-9214/4*
PAYEN	BC790	JC0480330/4*	J&RC-9214/4*
PAYEN	BE050	JC0140380/6*	J&RC-9471/6*
PAYEN	BE860	JC2020400/3*	J&RC-9448/3*
PAYEN	BH690	JC0180340/4*	J&RC-9369/4*
PAYEN	BH870	JC0480340/4*	J&RC-9558/4*
PAYEN	BL390	JC0141100/4*	J&RC-9623/4*
PAYEN	BL650	JC0440320/4*	J&RC-9470/4*
PAYEN	BL690	JC1400120/6*	J&RC-9394/6*
PAYEN	BL910	JC0180410/4*	J&RC-9328/4*
PAYEN	BM570	JC0030120/4	J&RC-9609/4
PAYEN	BM800	JC0180340/4*	J&RC-9369/4*
PAYEN	BN210	JC2020400/3*	J&RC-9448/3*
PAYEN	BN480	JC0080100/4*	J&RC-9545/4*
PAYEN	BN481	JC0080100/4*	J&RC-9545/4*
PAYEN	BN590	JC0440320/4*	J&RC-9470/4*
PAYEN	BN970	JC0440760/4* 1,40	J&RC-9477/4* 1,40
PAYEN	BN980	JC0440910/4*	J&RC-9510/4*
PAYEN	BP630	JC0510790/4*	J&RC-9501/4*
PAYEN	BP960	JC0030110/4*	J&RC-9607/4*
PAYEN	BR510	JC0440320/4* 1,50	J&RC-9470/4* 1,50
PAYEN	BR600	JC0100580/6*	J&RC-9444/6*
PAYEN	BR830	JC1400190/4*	J&RC-9401/4*
PAYEN	BR880	JC2020100/4*	J&RC-9443/4*
PAYEN	BS100	JC0030120/4	J&RC-9609/4
PAYEN	BS120	JC0100560/4*	J&RC-9440/4*
PAYEN	BS180	JC0030100/4* 1,20	J&RC-9606/4* 1,20
PAYEN	BS190	JC0030100/4* 1,25	J&RC-9606/4* 1,25
PAYEN	BS200	JC0030100/4* 1,20	J&RC-9606/4* 1,20
PAYEN	BS360	JC0632101/6*	J&RC-9580/6*
PAYEN	BS370	JC0632100/6*	J&RC-9579/6*
PAYEN	BS430	JC2020400/3*	J&RC-9448/3*
PAYEN	BS600	JC0080020/4*	J&RC-9323/4*
PAYEN	BS620	JC0640130/4*	J&RC-9546/4*
PAYEN	BS630	JC0640140/4	J&RC-9547/4
PAYEN	BS720	JC0140300/4*	J&RC-9074/4*
PAYEN	BS810	JC0440760/4* 1,40	J&RC-9477/4* 1,40
PAYEN	BS880	JC0510790/4*	J&RC-9501/4*
PAYEN	BT010	JC0440910/4*	J&RC-9510/4*
PAYEN	BT390	JC1980221/6*	J&RC-9431/6*
PAYEN	BT400	JC0251200/4*	J&RC-9452/4*
PAYEN	BT690	JC1400140/6*	J&RC-9396/6*
PAYEN	BT720	JC0010090/4* 1,80	J&RC-9360/4* 1,80
PAYEN	BT740	JC0010090/4* 1,80	J&RC-9360/4* 1,80
PAYEN	BT890	JC0100650/4*	J&RC-9461/4*
PAYEN	BT900	JC0141030/3*	J&RC-9413/3*
PAYEN	BT970	JC0870600/4	J&RC-9552/4
PAYEN	BV010	JC1950400/4*	J&RC-9458/4*
PAYEN	BV040	JC0510710/4*	J&RC-9474/4*
PAYEN	BV140	JC0440040/4	J&RC-9467/4
PAYEN	BV190	JC0181040/4*	J&RC-9616/4*
PAYEN	BV330	JC0631400/4*	J&RC-9569/4*
PAYEN	BV440	JC0030110/4*	J&RC-9607/4*
PAYEN	BV450	JC2250000/4*	J&RC-9551/4*
PAYEN	BV550	JC0100630/4*	J&RC-9459/4*
PAYEN	BV810	JC0481000/4*	J&RC-9434/4*
PAYEN	BV870	JC0700040/4* 1,61	J&RC-9624/4* 1,61
PAYEN	BW140	JC2250300/4*	J&RC-9556/4*

Descrição do Produto / Radical MAHLE / Radical Metal Leve: Junta do Coletor de Escape / JA / JA ;
 Junta do Coletor de Admissão / JAA / JAA; Junta do Coletor de Admissão e Escape / JAAE / JAAE;
 Junta do Carter / JAC / JAC; Junta da Tampa de Válvulas / JAV / JAV; Junta da Válvula Termostática / JAVT / JAVT;
 Junta do Cabeçote / JC / J&RC; Jogo de Juntas Inferior do Motor / JI / J&RI; Jogo de Juntas do Motor / JM /
 J&RM; Jogo de Juntas Superior do Motor / JS / J&RS; Jogo de Parafusos do Cabeçote / PF / PF;
 * Itens sob Consulta

CONVERSÕES		CÓDIGO MAHLE	CÓDIGO METAL LEVE
FABRICANTE	CÓDIGO		
PAYEN	BW150	JC0010330/3*	J&RC-9525/3*
PAYEN	BW210	JC1400135/6* 1,64	J&RC-9629/6* 1,64
PAYEN	BW260	JC1980200/4*	J&RC-9625/4*
PAYEN	BW260	JC1980220/6*	J&RC-9430/6*
PAYEN	BW270	JC1980201/4*	J&RC-9626/4*
PAYEN	BW270	JC1980221/6*	J&RC-9431/6*
PAYEN	BW320	JC0251600/5	J&RC-9493/5
PAYEN	BW330	JC0251600/5	J&RC-9493/5
PAYEN	BW710	JC1980020/4*	J&RC-9427/4*
PAYEN	BW720	JC1980270/4*	J&RC-9426/4*
PAYEN	BX030	JC0250900/4*	J&RC-9479/4*
PAYEN	BX270	JC1400160/4*	J&RC-9398/4*
PAYEN	BX280	JC1400165/4	J&RC-9630/4
PAYEN	BX330	JC1400135/6* 1,64	J&RC-9629/6* 1,64
PAYEN	BX340	JC1400130/6* 1,64	J&RC-9395/6* 1,64
PAYEN	BX390	JC0440020/4* 1,20	J&RC-9358/4* 1,20
PAYEN	BX400	JC0440020/4* 1,30	J&RC-9358/4* 1,30
PAYEN	BX410	JC0440020/4* 1,40	J&RC-9358/4* 1,40
PAYEN	BX420	JC0440020/4* 1,50	J&RC-9358/4* 1,50
PAYEN	BX430	JC0591330/4*	J&RC-9593/4*
PAYEN	BX610	JC0181020/4*	J&RC-9615/4*
PAYEN	BX630	JC0180210/4	J&RC-9326/4
PAYEN	BX650	JC0180420/4*	J&RC-9371/4*
PAYEN	BY130	JC0440330/4*	J&RC-9485/4*
PAYEN	BY180	JC0440820/4*	J&RC-9488/4*
PAYEN	BY310	JC0440040/4	J&RC-9467/4
PAYEN	BY360	JC0181070/4*	J&RC-9618/4*
PAYEN	BY400	JC0010040/4*	J&RC-1085/4*
PAYEN	BY560	JC1400150/4*	J&RC-9397/4*
PAYEN	BY660	JC0591100/4*	J&RC-9450/4*
PAYEN	BY700	JC0100560/4*	J&RC-9440/4*
PAYEN	BY750	JC0700080/4	J&RC-9355/4
PAYEN	BY750	JC0701170/4*	J&RC-9594/4*
PAYEN	BZ130	JC1400220/4*	J&RC-9404/4*
PAYEN	BZ170	JC0631700/4*	J&RC-9572/4*
PAYEN	BZ340	JC0632200/6*	J&RC-9583/6*
PAYEN	BZ350	JC0632201/6*	J&RC-9584/6*
PAYEN	BZ490	JC0591110/4	J&RC-9165/4
PAYEN	BZ640	JC1210040/5* 1,51	J&RC-9532/5* 1,51
PAYEN	BZ650	JC1210040/5* 1,61	J&RC-9532/5* 1,61
PAYEN	BZ880	JC0481000/4*	J&RC-9434/4*
PAYEN	BZ950	JC0701140/6	J&RC-9389/6
PAYEN	BZ960	JC0701030/6	J&RC-9378/6
PAYEN	CA5470	JS0701150/5 S/ JUNTA CABEÇOTE	J&RS-9392/5 S/ JUNTA CABEÇOTE
PAYEN	CA5620	JS2710030/4*	J&RS-9517/4*
PAYEN	CA5920	JS2180220/3*	J&RS-9549/3*
PAYEN	CB5080	JS2110150/4*	J&RS-9544/4*
PAYEN	CB5370	JS0701180/4	J&RS-9597/4
PAYEN	CB5420	JS2710060/4*	J&RS-9520/4*
PAYEN	CB5421	JS2710020/4*	J&RS-9516/4*
PAYEN	CB5440	JS2710090/5*	J&RS-9526/5*
PAYEN	CB5970	JS0251300/4	J&RS-9456/4
PAYEN	CC5010	JS0440360/4* S/ JUNTA CABEÇOTE	J&RS-9453/4* S/ JUNTA CABEÇOTE
PAYEN	CC5011	JS0440710/4* S/ JUNTA CABEÇOTE	J&RS-9464/4* S/ JUNTA CABEÇOTE
PAYEN	CC5100	JS0180100/4	J&RS-9226/4
PAYEN	CC5221	JS0180100/4	J&RS-9356/4
PAYEN	CC5221	JS0180100/4	J&RS-9601/4*
PAYEN	CC5350	JS0180100/4	J&RS-9405/4
PAYEN	CC5600	JS0180100/4	J&RS-9528/4*
PAYEN	CC5602	JS0180100/4	J&RS-9531/4*
PAYEN	CC5603	JS0100600/4*	J&RS-9449/4*
PAYEN	CC5612	JS1210020/6*	J&RS-9529/6*
PAYEN	CC5620	JS0480880/4*	J&RS-9198/4*
PAYEN	CC5750	JS0591340/4* S/ JUNTA CABEÇOTE	J&RS-9599/4* S/ JUNTA CABEÇOTE
PAYEN	CC5800	JS0590190/4*	J&RS-9361/4*
PAYEN	CC5801	JS0590190/4*	J&RS-9361/4*
PAYEN	CD5100	JS0440350/4*	J&RS-9482/4*
PAYEN	CD5100	JS0440890/4	J&RS-9508/4

Descrição do Produto / Radical MAHLE / Radical Metal Leve: Junta do Coletor de Escape / JA / JA ;
 Junta do Coletor de Admissão / JAA / JAA; Junta do Coletor de Admissão e Escape / JAAE / JAAE;
 Junta do Carter / JAC / JAC; Junta da Tampa de Válvulas / JAV / JAV; Junta da Válvula Termostática / JAVT / JAVT;
 Junta do Cabeçote / JC / J&RC; Jogo de Juntas Inferior do Motor / JI / J&RI; Jogo de Juntas do Motor / JM / J&RM;
 Jogo de Juntas Superior do Motor / JS / J&RS; Jogo de Parafusos do Cabeçote / PF / PF;

* Itens sob Consulta

CONVERSÕES		CÓDIGO MAHLE	CÓDIGO METAL LEVE
FABRICANTE	CÓDIGO		
PAYEN	CD5180	JS0440000/4	J&RS-9126/4
PAYEN	CD5220	JS0591320/4*	J&RS-9586/4*
PAYEN	CD5221	JS0590740/4	J&RS-9362/4
PAYEN	CD5300	JS0660000/4*	J&RS-9359/4*
PAYEN	CD5720	JS0481020/4*	J&RS-9581/4*
PAYEN	CD5970	JS0251300/4	J&RS-9456/4
PAYEN	CD5981	JS0180695/4	J&RS-9127/4
PAYEN	CD5991	JS0180300/4	J&RS-9367/4
PAYEN	CE5010	JS0440770/4	J&RS-9481/4
PAYEN	CE5210	JS0030510/6*	J&RS-9610/6*
PAYEN	CE5320	JS0591110/4*	J&RS-9165/4*
PAYEN	CF5370	JC0480964/1*	J&RC-9272/1*
PAYEN	CF5490	JS1950470/4* S/ JUNTA CABEÇOTE	J&RS-9600/4* S/ JUNTA CABEÇOTE
PAYEN	CF5690	JS0030500/6*	J&RS-9604/6*
PAYEN	CG5090	JS0141080/4* S/ JUNTA CABEÇOTE	J&RS-9614/4* S/ JUNTA CABEÇOTE
PAYEN	CG5360	JS2080030/4*	J&RS-9505/4*
PAYEN	CG5400	JS0100660/4*	J&RS-9462/4*
PAYEN	CG5470	JS0080100/4*	J&RS-9545/4*
PAYEN	CG5510	JS0080030/4*	J&RS-9324/4*
PAYEN	CG5540	JS0630100/4* S/ JUNTA CABEÇOTE	J&RS-9373/4* S/ JUNTA CABEÇOTE
PAYEN	CG5580	JS2250100/4*	J&RS-9554/4*
PAYEN	CG5730	JS0141060/6*	J&RS-9417/6*
PAYEN	CG5780	JS0510770/4*	J&RS-9499/4*
PAYEN	CG6040	JS2080020/4*	J&RS-9504/4*
PAYEN	CG6150	JS2250600/4*	J&RS-9562/4*
PAYEN	CG6151	JS2250500/4*	J&RS-9559/4*
PAYEN	CG7780	JS2080050/4*	J&RS-9507/4*
PAYEN	CG9120	JS0100630/4*	J&RS-9459/4*
PAYEN	CG9690	JS0100610/6*	J&RS-9454/6*
PAYEN	CG9710	JS0440920/4	J&RS-9511/4
PAYEN	CY070	JS0440880/4	J&RS-9507/4
PAYEN	CY080	JS0440040/4*	J&RS-9467/4*
PAYEN	CY081	JS0440740/4*	J&RS-9478/4*
PAYEN	CY082	JS0440740/4*	J&RS-9478/4*
PAYEN	CY090	JS0440800/4*	J&RS-9484/4*
PAYEN	CY130	JS0440810/4*	J&RS-9480/4*
PAYEN	CY260	JS2710010/6*	J&RS-9515/6*
PAYEN	CY680	JS0010050/4* S/ JUNTA CABEÇOTE	J&RS-9183/4* S/ JUNTA CABEÇOTE
PAYEN	CY970	JS0701060/4	J&RS-9381/4
PAYEN	CY970	JS0701130/4*	J&RS-9388/4*
PAYEN	CY971	JS0701060/4	J&RS-9381/4
PAYEN	CY971	JS0701070/4*	J&RS-9382/4*
PAYEN	CY980	JS0700140/4	J&RS-9356/4
PAYEN	DC790	JS0480330/4*	J&RS-9214/4*
PAYEN	DE054	JS0140380/6*	J&RS-9471/6*
PAYEN	DE055	JS0140380/6*	J&RS-9471/6*
PAYEN	DG170	JS0180430/4*	J&RS-9465/4*
PAYEN	DG173	JS0180430/4*	J&RS-9465/4*
PAYEN	DH694	JS0180340/4*	J&RS-9369/4*
PAYEN	DH699	JS0180340/4*	J&RS-9369/4*
PAYEN	DJ600	JS1950010/4 S/ JUNTA CABEÇOTE	J&RS-9115/4 S/ JUNTA CABEÇOTE
PAYEN	DJ720	JS0440200/4* S/ JUNTA CABEÇOTE	J&RS-2377/4* S/ JUNTA CABEÇOTE
PAYEN	DK570	JS0590010/4* S/ JUNTA CABEÇOTE	J&RS-9357/4* S/ JUNTA CABEÇOTE
PAYEN	DK573	JS0590010/4* S/ JUNTA CABEÇOTE	J&RS-9357/4* S/ JUNTA CABEÇOTE
PAYEN	DL651	JS0440860/4*	J&RS-9492/4*
PAYEN	DM361	JS0701110/4	J&RS-9386/4
PAYEN	DM366	JS0701110/4	J&RS-9386/4
PAYEN	DN590	JS0440320/4*	J&RS-9470/4*
PAYEN	DN970	JS0440760/4*	J&RS-9477/4*
PAYEN	DN980	JS0440910/4	J&RS-9510/4
PAYEN	DP481	JS0080100/4*	J&RS-9545/4*
PAYEN	DR140	JS2020000/4*	J&RS-9441/4*
PAYEN	DR540	JS0510620/4*	J&RS-9332/4*
PAYEN	DR600	JS1950400/4*	J&RS-9458/4*
PAYEN	DR601	JS0100580/6*	J&RS-9444/6*
PAYEN	DR831	JS1400190/4*	J&RS-9401/4*
PAYEN	DR850	JS0720160/4	J&RS-9432/4
PAYEN	DR880	JS2020200/4*	J&RS-9445/4*

Descrição do Produto / Radical MAHLE / Radical Metal Leve: Junta do Coletor de Escape / JA / JA ; Junta do Coletor de Admissão / JAA / JAA; Junta do Coletor de Admissão e Escape / JAAE / JAAE; Junta do Carter / JAC / JAC; Junta da Tampa de Válvulas / JAV / JAV; Junta da Válvula Termostática / JAVT / JAVT; Junta do Cabeçote / JC / J&RC; Jogo de Juntas Inferior do Motor / JI / J&RI; Jogo de Juntas do Motor / JM / J&RM; Jogo de Juntas Superior do Motor / JS / J&RS; Jogo de Parafusos do Cabeçote / PF / PF;

* Itens sob Consulta

CONVERSÕES		CÓDIGO MAHLE	CÓDIGO METAL LEVE
FABRICANTE	CÓDIGO		
PAYEN	DR881	JS2020200/4*	J&RS-9445/4*
PAYEN	DR882	JS2020200/4*	J&RS-9445/4*
PAYEN	DR883	JS2020200/4*	J&RS-9445/4*
PAYEN	DR951	JS0630720/4* S/ JUNTA CABEÇOTE	J&RS-9321/4* S/ JUNTA CABEÇOTE
PAYEN	DS120	JS0100560/4*	J&RS-9440/4*
PAYEN	DS130	JS1950010/4 S/ JUNTA CABEÇOTE	J&RS-9115/4 S/ JUNTA CABEÇOTE
PAYEN	DS180	JS0591340/4* S/ JUNTA CABEÇOTE	J&RS-9599/4* S/ JUNTA CABEÇOTE
PAYEN	DS200	JS0591340/4* S/ JUNTA CABEÇOTE	J&RS-9599/4* S/ JUNTA CABEÇOTE
PAYEN	DS241	JS2080000/4	J&RS-9502/4
PAYEN	DS720	JS0140300/4*	J&RS-9074/4*
PAYEN	DS760	JS0591340/4* S/ JUNTA CABEÇOTE	J&RS-9599/4* S/ JUNTA CABEÇOTE
PAYEN	DS810	JS0440760/4*	J&RS-9477/4*
PAYEN	DS820	JS0440740/4*	J&RS-9478/4*
PAYEN	DS970	JS0631300/4	J&RS-9568/4
PAYEN	DT010	JS0440760/4*	J&RS-9477/4*
PAYEN	DT010	JS0440910/4	J&RS-9510/4
PAYEN	DT012	JS0440060/4	J&RS-9270/4
PAYEN	DT012	JS0440760/4*	J&RS-9477/4*
PAYEN	DT380	JS1980220/6*	J&RS-9430/6*
PAYEN	DT400	JS0251200/4*	J&RS-9452/4*
PAYEN	DT401	JS0251200/4*	J&RS-9452/4*
PAYEN	DT690	JS1400180/6*	J&RS-9400/6*
PAYEN	DT691	JS1400140/6*	J&RS-9396/6*
PAYEN	DT691	JS1400180/6*	J&RS-9400/6*
PAYEN	DT692	JS1400260/6*	J&RS-9410/6*
PAYEN	DT693	JS1400210/6*	J&RS-9403/6*
PAYEN	DT696	JS1400210/6*	J&RS-9403/6*
PAYEN	DT890	JS0100650/4*	J&RS-9461/4*
PAYEN	DT900	JS0141030/3*	J&RS-9413/3*
PAYEN	DV020	JS0510640/4*	J&RS-9334/4*
PAYEN	DV050	JS0510730/4*	J&RS-9495/4*
PAYEN	DV350	JS0510620/4*	J&RS-9332/4*
PAYEN	DV351	JS0510620/4*	J&RS-9332/4*
PAYEN	DV360	JS0631900/4*	J&RS-9575/4*
PAYEN	DV370	JS0631600/4*	J&RS-9571/4*
PAYEN	DV380	JS0590610/4*	J&RS-9553/4*
PAYEN	DV450	JS2250000/4*	J&RS-9551/4*
PAYEN	DV810	JS0481070/4*	J&RS-9631/4*
PAYEN	DV820	JS0480750/4	J&RS-9563/4
PAYEN	DV970	JS0591170/6*	J&RS-9530/4*
PAYEN	DW261	JS1980260/4*	J&RS-9423/4*
PAYEN	DW320	JS0251600/5	J&RS-9493/5
PAYEN	DW322	JS0251900/5*	J&RS-9527/5*
PAYEN	DW410	JS1980250/4*	J&RS-9425/4*
PAYEN	DW540	JS0591340/4* S/ JUNTA CABEÇOTE	J&RS-9599/4* S/ JUNTA CABEÇOTE
PAYEN	DW630	JS0591050/4*	J&RS-9433/4*
PAYEN	DW650	JS0591070/4*	J&RS-9436/4*
PAYEN	DW710	JS1980020/4*	J&RS-9427/4*
PAYEN	DW720	JS0251700/4	J&RS-1700/4
PAYEN	DW721	JS1980270/4*	J&RS-9426/4*
PAYEN	DW722	JS1980310/4*	J&RS-9422/4*
PAYEN	DW723	JS0251700/4	J&RS-1700/4
PAYEN	DW830	JS0701150/5 S/ JUNTA CABEÇOTE	J&RS-9392/5 S/ JUNTA CABEÇOTE
PAYEN	DW950	JS0630010/4 S/ JUNTA CABEÇOTE	J&RS-9101/4 S/ JUNTA CABEÇOTE
PAYEN	DX391	JS0012400/4* S/ JUNTA CABEÇOTE	J&RS-9536/4* S/ JUNTA CABEÇOTE
PAYEN	DX392	JS0440020/4 S/ JUNTA CABEÇOTE	J&RS-9358/4 S/ JUNTA CABEÇOTE
PAYEN	DX400	JS0440020/4 S/ JUNTA CABEÇOTE	J&RS-9358/4 S/ JUNTA CABEÇOTE
PAYEN	DX600	JS0180530/4	J&RS-9328/4
PAYEN	DX610	JS0181030/4*	J&RS-9615/4*
PAYEN	DX630	JS0180210/4*	J&RS-9326/4*
PAYEN	DX630	JS0181080/4*	J&RS-9619/4*
PAYEN	DX630	JS0181130/4*	J&RS-9621/4*
PAYEN	DX650	JS0180420/4*	J&RS-9371/4*
PAYEN	DX652	JS0180420/4*	J&RS-9371/4*
PAYEN	DY030	JS0180400/4	J&RS-9327/4
PAYEN	DY130	JS0440330/4*	J&RS-9485/4*
PAYEN	DY130	JS0440820/4*	J&RS-9488/4*
PAYEN	DY131	JS0440720/4*	J&RS-9466/4*

Descrição do Produto / Radical MAHLE / Radical Metal Leve: Junta do Coletor de Escape / JA / JA ;
 Junta do Coletor de Admissão / JAA / JAA; Junta do Coletor de Admissão e Escape / JAAE / JAAE;
 Junta do Carter / JAC / JAC; Junta da Tampa de Válvulas / JAV / JAV; Junta da Válvula Termostática / JAVT / JAVT;
 Junta do Cabeçote / JC / J&RC; Jogo de Juntas Inferior do Motor / JI / J&RI; Jogo de Juntas do Motor / JM / J&RM;
 Jogo de Juntas Superior do Motor / JS / J&RS; Jogo de Parafusos do Cabeçote / PF / PF;
 * Itens sob Consulta

CONVERSÕES		CÓDIGO MAHLE	CÓDIGO METAL LEVE
FABRICANTE	CÓDIGO		
PAYEN	DY310	JS0440820/4*	J&RS-9488/4*
PAYEN	DY370	JS0181070/4*	J&RS-9618/4*
PAYEN	DY520	JS1400150/4*	J&RS-9397/4*
PAYEN	DY690	JS2080000/4	J&RS-9502/4
PAYEN	DY700	JS2080040/4*	J&RS-9506/4*
PAYEN	DY750	JS0700080/4	J&RS-9355/4
PAYEN	DY753	JS0700080/4	J&RS-9355/4
PAYEN	DY840	JS0701130/4*	J&RS-9388/4*
PAYEN	DY850	JS0701010/4*	J&RS-9376/4*
PAYEN	DY863	JS0510700/4*	J&RS-9363/4*
PAYEN	DY971	JS0701070/4*	J&RS-9382/4*
PAYEN	DZ130	JS1400220/4*	J&RS-9404/4*
PAYEN	DZ160	JS0481060/4	J&RS-9585/4
PAYEN	DZ490	JS0591110/4*	J&RS-9165/4*
PAYEN	DZ630	JS1210040/5* S/ JUNTA CABEÇOTE	J&RS-9532/5* S/ JUNTA CABEÇOTE
PAYEN	DZ881	JS0481000/4*	J&RS-9434/4*
PAYEN	DZ891	JS0480720/4	J&RS-9565/4
PAYEN	DZ960	JS0701030/6*	J&RS-9378/6*
PAYEN	EB5550	J10480750/4*	J&RI-9576/4*
PAYEN	EB5560	J10480750/4*	J&RI-9576/4*
PAYEN	EX391	JM0010110/4* S/ JUNTA CABEÇOTE	J&RM-9360/4* S/ JUNTA CABEÇOTE
PAYEN	EY290	J10010090/4*	J&RI-9360/4*
PAYEN	EY680	JM0010050/4 S/ JUNTA CABEÇOTE	J&RM-9183/4 S/ JUNTA CABEÇOTE
PAYEN	FA5130	JM0591400/4*	J&RM-9570/4*
PAYEN	FB8050	JM2080030/4*	J&RM-9505/4*
PAYEN	FF5490	JM1950470/4* S/ JUNTA CABEÇOTE	J&RM-9600/4* S/ JUNTA CABEÇOTE
PAYEN	FF5690	JM0030500/6*	J&RM-9604/6*
PAYEN	FG5130	JM0720030/4*	J&RM-9354/4*
PAYEN	FG6040	JM2080020/4*	J&RM-9504/4*
PAYEN	FG7840	JM2110120/4*	J&RM-9539/4*
PAYEN	FY320	JM0251800/5*	J&RM-9524/5*
PAYEN	FY640	JM1980230/4	J&RM-9429/4
PAYEN	FY690	JM0010050/4 S/ JUNTA CABEÇOTE	J&RM-9183/4 S/ JUNTA CABEÇOTE
PAYEN	FY800	JM0630010/4 S/ JUNTA CABEÇOTE	J&RM-9101/4 S/ JUNTA CABEÇOTE
PAYEN	GC790	JM0480330/4*	J&RM-9214/4*
PAYEN	GJ662	JM0632300/4*	J&RM-9587/4*
PAYEN	GK572	JM0590010/4* S/ JUNTA CABEÇOTE	J&RM-9357/4* S/ JUNTA CABEÇOTE
PAYEN	GK573	JM0590010/4* S/ JUNTA CABEÇOTE	J&RM-9357/4* S/ JUNTA CABEÇOTE
PAYEN	GL390	JM0141100/4*	J&RM-9623/4*
PAYEN	GL391	JM0141100/4*	J&RM-9623/4*
PAYEN	GL650	JM0440320/4*	J&RM-9470/4*
PAYEN	GM881	JM0632300/4*	J&RM-9587/4*
PAYEN	GM885	JM0632300/4*	J&RM-9587/4*
PAYEN	GN230	JM0100590/4*	J&RM-9446/4*
PAYEN	GN231	JM0100590/4*	J&RM-9446/4*
PAYEN	GN232	JM0100590/4*	J&RM-9446/4*
PAYEN	GN233	JM0100590/4*	J&RM-9446/4*
PAYEN	GN630	JM0100620/6*	J&RM-9457/6*
PAYEN	GP490	JM0011100/6*	J&RM-9473/6*
PAYEN	GP602	JM2110110/4	J&RM-9538/4
PAYEN	GR140	JM2020000/4	J&RM-9441/4
PAYEN	GR600	JM0100580/6*	J&RM-9444/6*
PAYEN	GR850	JM0720160/4*	J&RM-9432/4*
PAYEN	GR880	JM2020100/4*	J&RM-9443/4*
PAYEN	GR880	JM2020300/4	J&RM-9447/4
PAYEN	GR881	JM2020100/4*	J&RM-9443/4*
PAYEN	GR882	JM2020100/4*	J&RM-9443/4*
PAYEN	GR883	JM2020100/4*	J&RM-9443/4*
PAYEN	GS120	JM0100560/4*	J&RM-9440/4*
PAYEN	GS180	JM0591340/4* S/ JUNTA CABEÇOTE	J&RM-9599/4* S/ JUNTA CABEÇOTE
PAYEN	GS200	JM0591340/4* S/ JUNTA CABEÇOTE	J&RM-9599/4* S/ JUNTA CABEÇOTE
PAYEN	GS241	JM2080000/4*	J&RM-9502/4*
PAYEN	GS760	JM0591340/4* S/ JUNTA CABEÇOTE	J&RM-9599/4* S/ JUNTA CABEÇOTE
PAYEN	GS870	JM0631500/4*	J&RM-9570/4*
PAYEN	GS950	JM0591190/4*	J&RM-9538/4*
PAYEN	GS970	JM0631300/4*	J&RM-9568/4*
PAYEN	GT380	JM1980220/6*	J&RM-9430/6*
PAYEN	GT400	JM0251200/4*	J&RM-9452/4*

Descrição do Produto / Radical MAHLE / Radical Metal Leve: Junta do Coletor de Escape / JA / JA ; Junta do Coletor de Admissão / JAA / JAA; Junta do Coletor de Admissão e Escape / JAAE / JAAE; Junta do Carter / JAC / JAC; Junta da Tampa de Válvulas / JAV / JAV; Junta da Válvula Termostática / JAVT / JAVT; Junta do Cabeçote / JC / J&RC; Jogo de Juntas Inferior do Motor / JI / J&RI; Jogo de Juntas do Motor / JM / J&RM; Jogo de Juntas Superior do Motor / JS / J&RS; Jogo de Parafusos do Cabeçote / PF / PF;

* Itens sob Consulta

TABELA DE CONVERSÃO / CROSS REFERENCE

MAHLE

CONVERSÕES		CÓDIGO MAHLE	CÓDIGO METAL LEVE
FABRICANTE	CÓDIGO		
PAYEN	GT401	JM0251200/4*	J&RM-9452/4*
PAYEN	GT431	JM0100590/4*	J&RM-9446/4*
PAYEN	GT880	JM0100620/6*	J&RM-9457/6*
PAYEN	GT890	JM0100650/4*	J&RM-9461/4*
PAYEN	GV110	JM2110110/4	J&RM-9538/4
PAYEN	GV110	JM2110140/4*	J&RM-9543/4*
PAYEN	GV522	JM0011200/4*	J&RM-9475/4*
PAYEN	GV620	JM0630720/4* S/ JUNTA CABEÇOTE	J&RM-9321/4* S/ JUNTA CABEÇOTE
PAYEN	GV710	JM0010310/6*	J&RM-9523/6*
PAYEN	GV830	JM0510760/4*	J&RM-9498/4*
PAYEN	GW261	JM1980260/4*	J&RM-9423/4*
PAYEN	GW320	JM0251600/5	J&RM-9493/5
PAYEN	GW321	JM0251600/5	J&RM-9493/5
PAYEN	GW322	JM0251900/5*	J&RM-9527/5*
PAYEN	GW331	JM0251500/5*	J&RM-9463/5*
PAYEN	GW540	JM0591340/4* S/ JUNTA CABEÇOTE	J&RM-9599/4* S/ JUNTA CABEÇOTE
PAYEN	GW710	JM1980020/4*	J&RM-9427/4*
PAYEN	GW712	JM1980300/4*	J&RM-9428/4*
PAYEN	GW713	JM1980020/4*	J&RM-9427/4*
PAYEN	GW721	JM1980270/4*	J&RM-9426/4*
PAYEN	GW722	JM0251900/5*	J&RM-9527/5*
PAYEN	GW723	JM0252100/4	J&RM-9534/4
PAYEN	GW724	JM0252100/4	J&RM-9534/4
PAYEN	GW800	JM0631200/4* S/ JUNTA CABEÇOTE	J&RM-9567/4* S/ JUNTA CABEÇOTE
PAYEN	GW801	JM0630010/4 S/ JUNTA CABEÇOTE	J&RM-9101/4 S/ JUNTA CABEÇOTE
PAYEN	GW950	JM0630010/4 S/ JUNTA CABEÇOTE	J&RM-9101/4 S/ JUNTA CABEÇOTE
PAYEN	GX390	JM0012400/4* S/ JUNTA CABEÇOTE	J&RM-9630/4* S/ JUNTA CABEÇOTE
PAYEN	GX390	JM0440020/4 S/ JUNTA CABEÇOTE	J&RM-9358/4 S/ JUNTA CABEÇOTE
PAYEN	GX392	JM0440020/4 S/ JUNTA CABEÇOTE	J&RM-9358/4 S/ JUNTA CABEÇOTE
PAYEN	GX410	JM0010110/4* S/ JUNTA CABEÇOTE	J&RM-9360/4* S/ JUNTA CABEÇOTE
PAYEN	GX410	JM0012400/4* S/ JUNTA CABEÇOTE	J&RM-9630/4* S/ JUNTA CABEÇOTE
PAYEN	GY690	JM2080000/4*	J&RM-9502/4*
PAYEN	HBS011	PF0010017*	PF0010017*
PAYEN	HBS012	PF0440012*	PF0440012*
PAYEN	HBS018	PF0700004*	PF0700004*
PAYEN	HBS028	PF0700069*	PF0700069*
PAYEN	HBS031	PF0590021*	PF0590021*
PAYEN	HBS038	PF0440008*	PF0440008*
PAYEN	HBS039	PF0440013*	PF0440013*
PAYEN	HBS045	PF0480044*	PF0480044*
PAYEN	HBS051	PF0440011*	PF0440011*
PAYEN	HBS052	PF0250006*	PF0250006*
PAYEN	HBS052	PF0250018*	PF0250018*
PAYEN	HBS055	PF0140070*	PF0140070*
PAYEN	HBS059	PF0480030*	PF0480030*
PAYEN	HBS061	PF0480044*	PF0480044*
PAYEN	HBS064	PF0700051*	PF0700051*
PAYEN	HBS067	PF1400100*	PF1400100*
PAYEN	HBS068	PF1400050*	PF1400050*
PAYEN	HBS071	PF1400050*	PF1400050*
PAYEN	HBS081	PF0590021*	PF0590021*
PAYEN	HBS084	PF0440012*	PF0440012*
PAYEN	HBS087	PF0440047*	PF0440047*
PAYEN	HBS088	PF0440012*	PF0440012*
PAYEN	HBS089	PF0660064*	PF0660064*
PAYEN	HBS093	PF0250046*	PF0250046*
PAYEN	HBS102	PF0180038*	PF0180038*
PAYEN	HBS104	PF0180039*	PF0180039*
PAYEN	HBS105	PF0590001*	PF0590001*
PAYEN	HBS108	PF0590001*	PF0590001*
PAYEN	HBS131	PF0250071*	PF0250071*
PAYEN	HBS132	PF1980072*	PF1980072*
PAYEN	HBS133	PF0250073*	PF0250073*
PAYEN	HBS136	PF0590065*	PF0590065*
PAYEN	HBS150	PF0480053*	PF0480053*
PAYEN	HBS162	PF0140055*	PF0140055*
PAYEN	HBS171	PF0700069*	PF0700069*
PAYEN	HBS171	PF0700094*	PF0700094*

Descrição do Produto / Radical MAHLE / Radical Metal Leve: Junta do Coletor de Escape / JA / JAA ;
 Junta do Coletor de Admissão / JAA / JAA; Junta do Coletor de Admissão e Escape / JAAE / JAAE;
 Junta do Carter / JAC / JAC; Junta da Tampa de Válvulas / JAV / JAV; Junta da Válvula Termostática / JAVT / JAVT;
 Junta do Cabeçote / JC / J&RC; Jogo de Juntas Inferior do Motor / JI / J&RI; Jogo de Juntas do Motor / JM / J&RM;
 Jogo de Juntas Superior do Motor / JS / J&RS; Jogo de Parafusos do Cabeçote / PF / PF;

* Itens sob Consulta



© MAHLE 2019/2020 | 491

CONVERSÕES		CÓDIGO MAHLE	CÓDIGO METAL LEVE
FABRICANTE	CÓDIGO		
PAYEN	HBS178	PF2710066*	PF2710066*
PAYEN	HBS194	PF0590024*	PF0590024*
PAYEN	HBS203	PF0630061*	PF0630061*
PAYEN	HBS209	PF0630068*	PF0630068*
PAYEN	HBS211	PF2110003*	PF2110003*
PAYEN	HBS215	PF1950060*	PF1950060*
PAYEN	HBS216	PF1950032*	PF1950032*
PAYEN	HBS241	PF0180037*	PF0180037*
PAYEN	HBS244	PF0180040*	PF0180040*
PAYEN	HBS246	PF0700076*	PF0700076*
PAYEN	HBS247	PF0250006*	PF0250006*
PAYEN	HBS247	PF0250018*	PF0250018*
PAYEN	HBS249	PF0700076*	PF0700076*
PAYEN	HBS249	PF0700093*	PF0700093*
PAYEN	HBS254	PF0440014*	PF0440014*
PAYEN	HBS255	PF0010017*	PF0010017*
PAYEN	HBS255	PF0660092*	PF0660092*
PAYEN	HBS259	PF0660107*	PF0660107*
PAYEN	HBS260	PF0440008*	PF0440008*
PAYEN	HBS260	PF0440089*	PF0440089*
PAYEN	HBS268	PF0180034*	PF0180034*
PAYEN	HBS268	PF0700077*	PF0700077*
PAYEN	HBS268	PF0700094*	PF0700094*
PAYEN	HBS270	PF0700077*	PF0700077*
PAYEN	HBS278	PF0440047*	PF0440047*
PAYEN	HBS279	PF0100088*	PF0100088*
PAYEN	HBS283	PF0180041*	PF0180041*
PAYEN	HBS301	PF0180034*	PF0180034*
PAYEN	HBS306	PF0630062*	PF0630062*
PAYEN	HBS308	PF2080080*	PF2080080*
PAYEN	HBS310	PF0180033*	PF0180033*
PAYEN	HBS315	PF0630042*	PF0630042*
PAYEN	HBS354	PF1950087*	PF1950087*
PAYEN	HBS413	PF1400100*	PF1400100*
PAYEN	HBS423	PF2110075*	PF2110075*
PAYEN	HC478	JAC0180400/4* JUNTA TAMPA DO CÂRTER	JAC9327/4 JUNTA* TAMPA DO CÂRTER
PAYEN	HL676	JAV0481050/6* JUNTA TAMPA VÁLVULA	JAV9582/6* JUNTA TAMPA VÁLVULA
PAYEN	HL701	JAV0251700/4 JUNTA TAMPA VÁLVULA	JAV1700/4 JUNTA TAMPA VÁLVULA
PAYEN	HL732	JAV0701060/4* JUNTA TAMPA VÁLVULA	JAV9381/4* JUNTA TAMPA VÁLVULA
PAYEN	HL733	JAV1400150/4* JUNTA TAMPA VÁLVULA	JAV9397/4* JUNTA TAMPA VÁLVULA
PAYEN	HL734	JAV1400210/6* JUNTA TAMPA VÁLVULA	JAV9403/6* JUNTA TAMPA VÁLVULA
PAYEN	HL735	JAV1400210/6* JUNTA TAMPA VÁLVULA	JAV9403/6* JUNTA TAMPA VÁLVULA
PAYEN	HL736	JAV1400140/6* JUNTA TAMPA VÁLVULA	JAV9396/6* JUNTA TAMPA VÁLVULA
PAYEN	HMS069	JAV1400100/4* JUNTA TAMPA VÁLVULA	JAV9407/4* JUNTA TAMPA VÁLVULA
PAYEN	HM5170	JAV0480880/4* JUNTA TAMPA VÁLVULA	JAV9198/4* JUNTA TAMPA VÁLVULA
PAYEN	HM5224	JAV0701140/6* JUNTA TAMPA VÁLVULA	JAV9389/6* JUNTA TAMPA VÁLVULA
PAYEN	HMS230	JAV1950300/4 JUNTA TAMPA VÁLVULA	JAV9365/4 JUNTA TAMPA VÁLVULA
PAYEN	HR566	JS0440350/4*	J&RS-9482/4*
PAYEN	JC054	JAA0010050/4 JUNTA ADMISSÃO	JAA9183/4 JUNTA ADMISSÃO
PAYEN	JC055	JA0010090/4 JUNTA DO COLETOR ESCAPE	JA9360/4 JUNTA DO COLETOR ESCAPE
PAYEN	JC224	JAAE1950010/4* ADMISSÃO / ESCAPE	JAAE9115/4* ADMISSÃO / ESCAPE
PAYEN	JC706	JA0010090/4 JUNTA DO COLETOR ESCAPE	JA9360/4 JUNTA DO COLETOR ESCAPE
PAYEN	JD419	JAAE0180530/4* ADMISSÃO / ESCAPE	JAAE9328/4* ADMISSÃO / ESCAPE
PAYEN	JD5804	JAA0480750/4* JUNTA ADMISSÃO	JAA9576/4* JUNTA ADMISSÃO
PAYEN	JD5885	JAA0180693/4* JUNTA ADMISSÃO	JAA9268/4* JUNTA ADMISSÃO
PAYEN	JE224	JAAE1950010/4* ADMISSÃO / ESCAPE	JAAE9115/4* ADMISSÃO / ESCAPE
PAYEN	JJ309	JAC0510790/4* JUNTA TAMPA DO CÂRTER	JAC9501/4* JUNTA TAMPA DO CÂRTER
PAYEN	JJ480	JAC0510790/4* JUNTA TAMPA DO CÂRTER	JAC9501/4* JUNTA TAMPA DO CÂRTER
PAYEN	JJ533	JAC0010050/4* JUNTA TAMPA DO CÂRTER	JAC9183/4* JUNTA TAMPA DO CÂRTER
PAYEN	JJ613	JAC0010050/4* JUNTA TAMPA DO CÂRTER	JAC9183/4* JUNTA TAMPA DO CÂRTER
PAYEN	JM5018	JAV0251600/5 JUNTA TAMPA VÁLVULA	JAV9493/5 JUNTA TAMPA VÁLVULA
PAYEN	JM5018	JAV0251800/5* JUNTA TAMPA VÁLVULA	JAV9524/5* JUNTA TAMPA VÁLVULA
PAYEN	JM5046	JAV0510760/4* JUNTA TAMPA VÁLVULA	JAV9498/4* JUNTA TAMPA VÁLVULA
PAYEN	JM5073	JAV0141070/4* JUNTA TAMPA VÁLVULA	JAV9418/4* JUNTA TAMPA VÁLVULA
PAYEN	JM5114 + JM5115	JAV0481050/6* JUNTA TAMPA VÁLVULA	JAV9582/6* JUNTA TAMPA VÁLVULA
PAYEN	JM5131	JAV0180210/4* JUNTA TAMPA VÁLVULA	JAV9326/4* JUNTA TAMPA VÁLVULA
PAYEN	JM5139	JAV0660000/4 JUNTA TAMPA VÁLVULA (ADMISSÃO)	JAV9359/4 JUNTA TAMPA VÁLVULA (ADMISSÃO)
PAYEN	JM5139	JAV0660000/4 JUNTA TAMPA VÁLVULA (ESCAPE)	JAV9359/4 JUNTA TAMPA VÁLVULA (ESCAPE)

Descrição do Produto / Radical MAHLE / Radical Metal Leve: Junta do Coletor de Escape / JA / JA ; Junta do Coletor de Admissão / JAA / JAA; Junta do Coletor de Admissão e Escape / JAAE / JAAE; Junta do Câster / JAC / JAC; Junta da Tampa de Válvulas / JAV / JAV; Junta da Válvula Termostática / JAVT / JAVT; Junta do Cabeçote / JC / J&RC; Jogo de Juntas Inferior do Motor / JI / J&RI; Jogo de Juntas do Motor / JM / J&RM; Jogo de Juntas Superior do Motor / JS / J&RS; Jogo de Parafusos do Cabeçote / PF / PF; * Itens sob Consulta

TABELA DE CONVERSÃO / CROSS REFERENCE

MAHLE

CONVERSÕES		CÓDIGO MAHLE	CÓDIGO METAL LEVE
FABRICANTE	CÓDIGO		
PAYEN	JM5153	JAV0590740/4* JUNTA TAMPA VÁLVULA	JAV9362/4* JUNTA TAMPA VÁLVULA
PAYEN	JM5153	JAV0591320/4* JUNTA TAMPA VÁLVULA	JAV9586/4* JUNTA TAMPA VÁLVULA
PAYEN	JM5158	JAV0590740/4* JUNTA TAMPA VÁLVULA	JAV9362/4* JUNTA TAMPA VÁLVULA
PAYEN	JM5158	JAV0591320/4* JUNTA TAMPA VÁLVULA	JAV9586/4* JUNTA TAMPA VÁLVULA
PAYEN	JM5163	JAV0480750/4* JUNTA TAMPA VÁLVULA	JAV9576/4* JUNTA TAMPA VÁLVULA
PAYEN	JM5166	JAV0701000/4* JUNTA TAMPA VÁLVULA	JAV9375/4* JUNTA TAMPA VÁLVULA
PAYEN	JM5176	JAV0251700/4 JUNTA TAMPA VÁLVULA	JAV1700/4 JUNTA TAMPA VÁLVULA
PAYEN	JM5184	JAV0591110/4* JUNTA TAMPA VÁLVULA	JAV9165/4* JUNTA TAMPA VÁLVULA
PAYEN	JM5185	JAV0180693/4* JUNTA TAMPA VÁLVULA	JAV9268/4* JUNTA TAMPA VÁLVULA
PAYEN	JM5247	JAV0100520/6* JUNTA TAMPA VÁLVULA	JAV9421/6* JUNTA TAMPA VÁLVULA
PAYEN	JM5283	JAV0660000/4 JUNTA TAMPA VÁLVULA (ADMISSÃO)	JAV9359/4 JUNTA TAMPA VÁLVULA (ADMISSÃO)
PAYEN	JM5283	JAV0660000/4 JUNTA TAMPA VÁLVULA (ESCAPE)	JAV9359/4 JUNTA TAMPA VÁLVULA (ESCAPE)
PAYEN	JM7035	JAV0440000/4* JUNTA TAMPA VÁLVULA	JAV9126/4* JUNTA TAMPA VÁLVULA
PAYEN	JM950	JAV0140300/4* JUNTA TAMPA VÁLVULA	JAV9074/4* JUNTA TAMPA VÁLVULA
PAYEN	JN555	JAV1950310/4* JUNTA TAMPA VÁLVULA	JAV9366/4* JUNTA TAMPA VÁLVULA
PAYEN	JN606	JAV0080100/4* JUNTA TAMPA VÁLVULA	JAV9545/4* JUNTA TAMPA VÁLVULA
PAYEN	JN658	JAV0440760/4 JUNTA TAMPA VÁLVULA	JAV9477/4 JUNTA TAMPA VÁLVULA
PAYEN	JN694	JAV0140380/6* JUNTA TAMPA VÁLVULA	JAV9471/6* JUNTA TAMPA VÁLVULA
PAYEN	JN713	JAV0100580/6* JUNTA TAMPA VÁLVULA	JAV9444/6* JUNTA TAMPA VÁLVULA
PAYEN	JN732	JAV1950310/4* JUNTA TAMPA VÁLVULA	JAV9366/4* JUNTA TAMPA VÁLVULA
PAYEN	JN775	JAV0591190/4* JUNTA TAMPA VÁLVULA	JAV9538/4* JUNTA TAMPA VÁLVULA
PAYEN	JN814	JAV1980220/6* JUNTA TAMPA VÁLVULA	JAV9430/6* JUNTA TAMPA VÁLVULA
PAYEN	JN886	JAV0080030/4* JUNTA TAMPA VÁLVULA	JAV9324/4* JUNTA TAMPA VÁLVULA
PAYEN	JN896	JAV0760115/6* JUNTA TAMPA VÁLVULA	JAV9372/6* JUNTA TAMPA VÁLVULA
PAYEN	JN904	JAV0631600/4* JUNTA TAMPA VÁLVULA	JAV9571/4* JUNTA TAMPA VÁLVULA
PAYEN	JN918	JAV0510720/4* JUNTA TAMPA VÁLVULA	JAV9476/4* JUNTA TAMPA VÁLVULA
PAYEN	JN933	JAV0251800/5* JUNTA TAMPA VÁLVULA	JAV9524/5* JUNTA TAMPA VÁLVULA
PAYEN	JN936	JAV0180370/4* JUNTA TAMPA VÁLVULA	JAV9370/4* JUNTA TAMPA VÁLVULA
PAYEN	JP016	JAV0950000/5* JUNTA TAMPA VÁLVULA	JAV9622/5* JUNTA TAMPA VÁLVULA
PAYEN	JP027	JAV1400150/4* JUNTA TAMPA VÁLVULA	JAV9397/4* JUNTA TAMPA VÁLVULA
PAYEN	JP044	JAV0440800/4* JUNTA TAMPA VÁLVULA	JAV9484/4* JUNTA TAMPA VÁLVULA
PAYEN	JP067	JAV1980240/4* JUNTA TAMPA VÁLVULA	JAV9486/4* JUNTA TAMPA VÁLVULA
SABÓ	75613	JAV0250400/4S JUNTA TAMPA VÁLVULA	JAV2463/4S JUNTA TAMPA VÁLVULA
SABÓ	75653	JAV76670/6S JUNTA TAMPA VÁLVULA	JAV9119/6S JUNTA TAMPA VÁLVULA
SABÓ	75655	JAV76670/6S JUNTA TAMPA VÁLVULA	JAV9119/6S JUNTA TAMPA VÁLVULA
SABÓ	75923	JAV0700550/4 JUNTA TAMPA VÁLVULA	JAV2409/4 JUNTA TAMPA VÁLVULA
SABÓ	75961	JAV14300/4S JUNTA TAMPA VÁLVULA	JAV9074/4S JUNTA TAMPA VÁLVULA
SABÓ	79100	JS76650/1	J&RS-9113/1
SABÓ	79150	JS76655/1	J&RS-9303/1
SABÓ	79213	JS13860/2 C/RET.	J&RS-9206/2 C/RET.
SABÓ	79259	JS57850/4 C/RET.	J&RS-9059/4 C/RET.
SABÓ	79296	JS48990/1	J&RS-2395/1
SABÓ	79380	JS0250400/4	J&RS-2463/4
SABÓ	79487	JS0250020/4 C/ RET.	J&RS-1638/4 C/ RET.
SABÓ	79507	JS0140140/4 C/ RET.	J&RS-2141/4 C/ RET.
SABÓ	79509	JS0250210/4 C/ RET.	J&RS-2328/4 C/ RET.
SABÓ	79513	JS0700680/4 C/ RET.	J&RS-1479/4 C/ RET.
SABÓ	79515	JS0140240/4	J&RS-1615/4
SABÓ	79516	JS0140182/4	J&RS-9019/4
SABÓ	79518	JS0250210/4	J&RS-2328/4
SABÓ	79519	JS0140142/4	J&RS-2141/4
SABÓ	79523	JS0140290/4	J&RS-1921/4
SABÓ	79532	JS0140272/4	J&RS-1600/4
SABÓ	79543	JS0700680/4	J&RS-1479/4
SABÓ	79544	JS0590201/4	J&RS-1032/4
SABÓ	79547	JS0590490/4	J&RS-2092/4
SABÓ	79649	JAC0590020/4 JUNTA TAMPA DO CÁRTER	JAC-9246/4 JUNTA TAMPA DO CÁRTER
SABÓ	79651	JS0250600/4 C/ RET.	J&RS-9016/4 C/ RET.
SABÓ	79952	JS21380/6 C/RET.	J&RS-2304/6 C/RET.
SABÓ	79954	JS21380/4 C/RET.	J&RS-2304/4 C/RET.
SABÓ	79958	JS21260/6 C/RET.	J&RS-9168/6 C/RET.
SABÓ	80019	JM70500/4	J&RM-2343/4
SABÓ	80021	JM70550/4	J&RM-2409/4
SABÓ	80185	JM57240/4 C/RET.	J&RM-1338/4 C/RET.
SABÓ	80196	JM57280/6 C/RET.	J&RM-1172/6 C/RET.
SABÓ	80221	JM25040/4	J&RM-1829/4
SABÓ	80226	JS48930/1	J&RS-1894/1
SABÓ	80232	JM0250400/4	J&RMR-2463/4

Descrição do Produto / Radical MAHLE / Radical Metal Leve: Junta do Coletor de Escape / JA / JA ;
 Junta do Coletor de Admissão / JAA / JAA; Junta do Coletor de Admissão e Escape / JAAE / JAAE;
 Junta do Cáster / JAC / JAC; Junta da Tampa de Válvulas / JAV / JAV; Junta da Válvula Termostática / JAVT / JAVT;
 Junta do Cabeçote / JC / J&RC; Jogo de Juntas Inferior do Motor / JI / J&RI; Jogo de Juntas do Motor / JM / J&RM;
 Jogo de Juntas Superior do Motor / JS / J&RS; Jogo de Parafusos do Cabeçote / PF / PF;
 * Itens sob Consulta



© MAHLE 2019/2020 | 493

CONVERSÕES		CÓDIGO MAHLE	CÓDIGO METAL LEVE
FABRICANTE	CÓDIGO		
SABÓ	80236	JM57260/4 C/RET.	J&RM-1684/4 C/RET.
SABÓ	80243	JM14320/4 C/RET.	J&RMR-2070/4 C/RET.
SABÓ	80251	JM25160/4	J&RM-2280/4
SABÓ	80258	JM25082/4	J&RM-9248/4
SABÓ	80259	JM25080/4 C/RET.	J&RMR-9248/4 C/RET.
SABÓ	80262	JM14142/4	J&RM-2141/4
SABÓ	80263	JM14140/4 C/RET.	J&RMR-2141/4 C/RET.
SABÓ	80264	JM14842/4	J&RM-9212/4
SABÓ	80266	JM14840/4 C/RET.	J&RMR-9212/4 C/RET.
SABÓ	80267	JM14182/4	J&RM-9019/4
SABÓ	80267	JM14197/4	J&RM-9124/4
SABÓ	80268	JM14180/4 C/RET.	J&RMR-9019/4 C/RET.
SABÓ	80268	JM14195/4 C/RET.	J&RMR-9124/4 C/RET.
SABÓ	80269	JM25210/4	J&RM-2328/4
SABÓ	80270	JM48510/6-98,5mm C/RET.	J&RM-1475/6-98,5mm C/RET.
SABÓ	80271	JM25210/4 C/RET.	J&RMR-2328/4 C/RET.
SABÓ	80272	JM25180/4	J&RM-1929/4
SABÓ	80274	JM14290/4	J&RM-1921/4
SABÓ	80275	JM14290/4 C/RET.	J&RMR-1921/4 C/RET.
SABÓ	80277	JM13930/4 C/RET.	J&RM-2104/4 C/RET.
SABÓ	80279	JM13910/6 C/RET.	J&RM-2387/6 C/RET.
SABÓ	80280	JM25180/4 C/RET.	J&RMR-1929/4 C/RET.
SABÓ	80281	JM48940/6 C/RET.	J&RM-2095/6 C/RET.
SABÓ	80282	JM48940/5 C/RET.	J&RM-2095/5 C/RET.
SABÓ	80284	JM14340/4 C/RET.	J&RMR-9084/4 C/RET.
SABÓ	80285	JM25600/4 C/RET.	J&RM-9016/4 C/RET.
SABÓ	80295	JM48990/6 C/RET.	J&RM-2395/6 C/RET.
SABÓ	80296	JM48990/6	J&RM-2395/6
SABÓ	80305	JM18220/4 C/RET.	J&RMR-9330/4 C/RET.
SABÓ	80306	JM18860/4 C/RET.	J&RMR-9161/4 C/RET.
SABÓ	80307	JM44100/4 C/RET.	J&RMR-2203/4 C/RET.
SABÓ	80326	JS48930/1 C/RET.	J&RS-1894/1 C/RET.
SABÓ	80327	JM14340/4	J&RM-9084/4
SABÓ	80329	JM14320/4	J&RM-2070/4
SABÓ	80331	JM14350/4	J&RM-2420/4
SABÓ	80334	JM25600/4	J&RM-9016/4
SABÓ	80344	JM57300/4 C/RET.	J&RM-2142/4 C/RET.
SABÓ	80349	JM57430/4 C/RET.	J&RM-2257/4 C/RET.
SABÓ	80350	JM13510/4 C/RET.	J&RM-2301/4 C/RET.
SABÓ	80362	JM48510/6-100,0mm C/RET.	J&RM-1475/6-100,0mm C/RET.
SABÓ	80364	JM48510/4-98,5mm C/RET.	J&RM-1475/4-98,5mm C/RET.
SABÓ	80370	JM18695/4 C/RET.	J&RMR-9127/4 C/RET.
SABÓ	80373	JM63040/4 C/RET.	J&RMR-9315/4 C/RET.
SABÓ	80375	JM63030/4 C/RET.	J&RMR-9314/4 C/RET.
SABÓ	80376	JM18695/4	J&RM-9127/4
SABÓ	80377	JM59560/4	J&RM-9192/4
SABÓ	80378	JM59570/4	J&RM-9199/4
SABÓ	80381	JM59520/4	J&RM-9164/4
SABÓ	80412	JS76550/6	J&RS-1800/6
SABÓ	80413	JM76550/6 C/RET.	J&RM-1800/6 C/RET.
SABÓ	80415	JM57460/6 C/RET.	J&RM-9160/6 C/RET.
SABÓ	80447	JM48930/6	J&RM-1894/6
SABÓ	80449	JM48930/5	J&RM-1894/5
SABÓ	80450	JM59492/4	J&RM-2092/4
SABÓ	80451	JM59490/4 C/RET.	J&RMR-2092/4 C/RET.
SABÓ	80512	JM13860/4 C/RET.	J&RM-9206/4 C/RET.
SABÓ	80612	JM13860/6 C/RET.	J&RM-9206/6 C/RET.
SABÓ	80684	JM25460/4	J&RM-2462/4
SABÓ	80900	JM76670/6	J&RM-9119/6
SABÓ	80950	JM76655/6	J&RM-9303/6
SABÓ	80953	JM21380/6 C/RET.	J&RM-2304/6 C/RET.
SABÓ	80954	JM21380/4 C/RET.	J&RM-2304/4 C/RET.
SABÓ	80958	JM21260/6 C/RET.	J&RM-9168/6 C/RET.
SABÓ	82169	JC25040/4	J&RC-1829/4
SABÓ	82175	JC48350/6-98,5mm	J&RC-9041/6-98,5mm
SABÓ	82176	JC48510/4-98,5mm	J&RC-1475/4-98,5mm
SABÓ	82186	JC25180/4	J&RC-1929/4
SABÓ	82206	JC59520/4	J&RC-9164/4

Descrição do Produto / Radical MAHLE / Radical Metal Leve: Junta do Coletor de Escape / JA / JA ;
 Junta do Coletor de Admissão / JAA / JAA; Junta do Coletor de Admissão e Escape / JAAE / JAAE;
 Junta do Carter / JAC / JAC; Junta da Tampa de Válvulas / JAV / JAV; Junta da Válvula Termostática / JAVT / JAVT;
 Junta do Cabeçote / JC / J&RC; Jogo de Juntas Inferior do Motor / JI / J&RI; Jogo de Juntas do Motor / JM /
 J&RM; Jogo de Juntas Superior do Motor / JS / J&RS; Jogo de Parafusos do Cabeçote / PF / PF;
 * Itens sob Consulta

TABELA DE CONVERSÃO / CROSS REFERENCE

MAHLE

CONVERSÕES		CÓDIGO MAHLE	CÓDIGO METAL LEVE
FABRICANTE	CÓDIGO		
SABÓ	82223	JC57300/4	J&RC-2142/4
SABÓ	82223	JC57430/4	J&RC-2257/4
SABÓ	82230	JC59020/4	J&RC-9246/4
SABÓ	82231	JC14320/4	J&RC-2070/4
SABÓ	82232	JC14165/4	J&RC-9186/4
SABÓ	82233	JC14780/4	J&RC-9215/4
SABÓ	82234	JC14185/4	J&RC-9020/4
SABÓ	82239	JC13600/1	J&RC-2180/1
SABÓ	82240	JC57200/4	J&RC-1097/4
SABÓ	82241	JC13900/1	J&RC-1945/1
SABÓ	82246	JC18860/4	J&RC-9161/4
SABÓ	82247	JC44100/4	J&RC-2203/4
SABÓ	82254	JC25600/4	J&RC-9016/4
SABÓ	82255	JC59040/4	J&RC-9247/4
SABÓ	82259	JC57850/4	J&RC-9059/4
SABÓ	82268	JC25460/4	J&RC-2462/4
SABÓ	82269	JC63040/4	J&RC-9315/4
SABÓ	82283	JC21260/6	J&RC-9168/6
SABÓ	82284	JC21380/4	J&RC-2304/4
SABÓ	82285	JC21380/6	J&RC-2304/6
SABÓ	82292	JC59560/4	J&RC-9192/4
SABÓ	82293	JC59570/4	J&RC-9199/4
SABÓ	82295	JC48990/1	J&RC-2395/1
SABÓ	82299	JC195010/4	J&RC-9115/4
SABÓ	82300	JC70550/4	J&RC-2409/4
SABÓ	82302	JC63030/4	J&RC-9314/4
SABÓ	82303	JC63010/4 1,50	J&RC-9101/4 1,50
SABÓ	82304	JC63720/4 1,70	J&RC-9321/4 1,70
SABÓ	82308	JC71400/1	J&RC-1730/1
SABÓ	82309	JC13250/1	J&RC-1076/1
SABÓ	82310	JC13510/4	J&RC-2301/4
SABÓ	82315	JC71100/1	J&RC-1159/1
SABÓ	82318	JC71460/1	J&RC-9030/1
SABÓ	82320	JC18100/4	J&RC-9226/4
SABÓ	82322	JC71500/1	J&RC-1860/1
SABÓ	82325	JC51650/4	J&RC-9335/4
SABÓ	82326	JC63050/4	J&RC-9316/4
SABÓ	82327	JC70880/4	J&RC-1853/4
SABÓ	82328	JC70680/4 MLS	J&RC-1479/4 MLS
SABÓ	82333	JC0700550/4 MLS	J&RC-2409/4 MLS
SABÓ	82350	JC76650/1	J&RC-9113/1
SABÓ	82370	JC57750/4	J&RC-9125/4
SABÓ	82412	JC13860/2 C/VEDADORES	J&RC-9206/2 C/VEDADORES
SABÓ	82415	JC57460/6	J&RC-9160/6
SABÓ	84605	JA70500/4	JA2343/4
SABÓ	84612	JAAE25400/4 ADMISSÃO / ESCAPE	JAAE2463/4 ADMISSÃO / ESCAPE
SABÓ	86224	JAC0250020/4 JUNTA TAMPA DO CÂRTER	JAC1638/4 JUNTA TAMPA DO CÂRTER
SABÓ	86278	JAC0250210/4 JUNTA TAMPA DO CÂRTER	JAC-2320/4 JUNTA TAMPA DO CÂRTER
SABÓ	86285	JAV590020/4 JUNTA TAMPA VÁLVULA	JAV9246/4 JUNTA TAMPA VÁLVULA
SABÓ	96000	JAC0140300/4 JUNTA TAMPA DO CÂRTER	JAC-9074/4 JUNTA TAMPA DO CÂRTER
SABÓ	99961	JC76540/3	J&RC-1253/3
SABÓ	99971	JC48930/1	J&RC-1894/1
SABÓ	10017FSG	JC14550/6	J&RC-572/6
SABÓ	10117EFS	JM14550/6	J&RM-572/6
SABÓ	10301FSPG2	JC14240/4	J&RC-1615/4
SABÓ	10306EFPSG	JM14220/4 C/RET.	J&RMR-1261/4 C/RET.
SABÓ	10306EFPSG4	JM14222/4	J&RM-1261/4
SABÓ	10602FSPG	JC14420/4	J&RC-1109/4
SABÓ	10606EFPS	JM14490/4	J&RM-870/4
SABÓ	10607EFPSG	JM14422/4	J&RM-1109/4
SABÓ	10607EFPSG4	JM14420/4 C/RET.	J&RMR-1109/4 C/RET.
SABÓ	10626EF	JAV0140420/4 JUNTA TAMPA VÁLVULA	JAV1109/4 JUNTA TAMPA VÁLVULA
SABÓ	10701FSPG	JC14520/6	J&RC-1107/6
SABÓ	10706EFPSG	JM14520/6	J&RM-1107/6
SABÓ	10801FSPG	JC14090/4	J&RC-1424/4
SABÓ	10806EFPSG	JM14012/4	J&RM-1147/4
SABÓ	10806EFPSG4	JM14010/4 C/RET.	J&RMR-1147/4 C/RET.
SABÓ	10826EF	JAV0140010/4 JUNTA TAMPA VÁLVULA	JAV1147/4 JUNTA TAMPA VÁLVULA

Descrição do Produto / Radical MAHLE / Radical Metal Leve: Junta do Coletor de Escape / JA / JAA ;
 Junta do Coletor de Admissão / JAA / JAA; Junta do Coletor de Admissão e Escape / JAAE / JAAE;
 Junta do Câter / JAC / JAC; Junta da Tampa de Válvulas / JAV / JAV; Junta da Válvula Termostática / JAVT / JAVT;
 Junta do Cabeçote / JC / J&RC; Jogo de Juntas Inferior do Motor / JI / J&RI; Jogo de Juntas do Motor / JM / J&RM;
 Jogo de Juntas Superior do Motor / JS / J&RS; Jogo de Parafusos do Cabeçote / PF / PF;
 * Itens sob Consulta



© MAHLE 2019/2020 | 495

CONVERSÕES		CÓDIGO MAHLE	CÓDIGO METAL LEVE
FABRICANTE	CÓDIGO		
SABÓ	10901FPPSG2	JC14080/4	J&RC-1260/4
SABÓ	10906EFPPSG	JM14080/4 C/RET.	J&RMR-1260/4 C/RET.
SABÓ	10906EFPPSG4	JM14082/4	J&RM-1260/4
SABÓ	10926EF1	JAV14080/4	JAV1260/4
SABÓ	11001FPPSG4	JC59490/4	J&RC-2092/4
SABÓ	11006EFPPSG	JM59010/4	J&RM-1633/4
SABÓ	11008EFPPSG	JM59000/4	J&RM-930/4
SABÓ	11201FPPSG	JC59000/4	J&RC-930/4
SABÓ	11301FPPSG	JC59100/4	J&RC-1052/4
SABÓ	11302FPPSG4	JC59201/4	J&RC-1632/4
SABÓ	11306EFPPSG	JM59100/4	J&RM-1052/4
SABÓ	11307FLEX	JM59202/4	J&RM-1632/4
SABÓ	11307FLEXR	JM59201/4 C/RET.	J&RMR-1632/4 C/RET.
SABÓ	11701FPPSD	JC26040/3	J&RC-1316/3
SABÓ	11801FPPSD	JC26040/4	J&RC-1316/4
SABÓ	12001FPPSD	JC26500/6	J&RC-1734/6
SABÓ	12006EFPPSD	JM26500/6 C/RET.	J&RM-1734/6 C/RET.
SABÓ	16101FPPSG	JC14270/4	J&RC-1600/4
SABÓ	16106EFPPSG	JM14270/4 C/RET.	J&RMR-1600/4 C/RET.
SABÓ	16106EFPPSG4	JM14272/4	J&RM-1600/4
SABÓ	16111FPPS	JAA0140240/4 JUNTA ADMISSÃO	JAA1615/4 JUNTA ADMISSÃO
SABÓ	16206EFPPSG	JM14240/4 C/RET.	J&RMR-1615/4 C/RET.
SABÓ	16206EFPPSG4	JM14242/4	J&RM-1615/4
SABÓ	25001FD	JC11820/4	J&RC-1235/4
SABÓ	25301FD	JC11820/6	J&RC-1235/6
SABÓ	46421F1	JA709111/4	JA888/4
SABÓ	46501FLEX	JC70680/4	J&RC-1479/4
SABÓ	46506FLEXR	JM70680/4 C/RET.	J&RMR-1479/4 C/RET.
SABÓ	46606EF4	JM70150/4 C/RET.	J&RMR-888/4 C/RET.
SABÓ	46701FLEX	JC70880/4	J&RC-1853/4
SABÓ	46706FLEX	JM70880/4	J&RM-1853/4
SABÓ	46802FG	JC70590/4	J&RC-1092/4
SABÓ	46806EFG	JM70592/4	J&RM-1092/4
SABÓ	46806EFG	JM70590/4 C/RET.	J&RMR-1092/4 C/RET.
SABÓ	46901FG2	JC70640/4	J&RC-1450/4
SABÓ	46906EFG	JM70672/4	J&RM-1291/4
SABÓ	46906EFG	JM70670/4 C/RET.	J&RMR-1291/4 C/RET.
SABÓ	46960EF	JAV70680/4 JUNTA TAMPA VÁLVULA	JAV1479/4 JUNTA TAMPA VÁLVULA
SABÓ	48206EFPPSD	JM48410/4-98,5mm C/RET.	J&RM-1807/4-98,5mm C/RET.
SABÓ	48301FPPSD4	JC48510/4-100,0mm	J&RC-1475/4-100,0mm
SABÓ	48306EFPPSD1	JM48100/4-100,0mm C/RET.	J&RM-1049/4-100,0mm C/RET.
SABÓ	48306EFS	JM48100/4-98,5mm C/RET.	J&RM-1049/4-98,5mm C/RET.
SABÓ	48606EFPPSD	JM48410/6-100,0mm C/RET.	J&RM-1807/6-100,0mm C/RET.
SABÓ	48627-F	JAV0480510/6 JUNTA TAMPA VÁLVULA	JAV1475/6 JUNTA TAMPA VÁLVULA
SABÓ	48635-F	JAVT0480410 JUNTA VÁLVULA TERMOSTÁTICA	JAVT1807 JUNTA VÁLVULA TERMOSTÁTICA
SABÓ	48802FPPSD4	JC48350/6-100,0mm	J&RC-1049/6-100mm
SABÓ	48806EFPPSD1	JM48100/6-100,0mm C/RET.	J&RM-1049/6-100,0mm C/RET.
SABÓ	48806EFS	JM48100/6-98,5mm C/RET.	J&RM-1049/6-98,5mm C/RET.
SABÓ	48806EFS2	JS48350/6-98,5mm	J&RS-9041/6-98,5mm
SABÓ	48816EF	JAC0480350/6 JUNTA TAMPA DO CÂRTER	JAC9041/6 JUNTA TAMPA DO CÂRTER
SABÓ	48901EFPPSD	JC48600/3	J&RC-900/3
SABÓ	48902EFPPSD	JC48600/2	J&RC-900/2
SABÓ	48903EFPPSD	JC48600/1	J&RC-900/1
SABÓ	48906EFPPSD1	JM48250/6-100,0mm C/RET.	J&RM-995/6-100,0mm C/RET.
SABÓ	48906EFPPSD2	JS48350/6-100,0mm	J&RS-9041/6-100,0mm
SABÓ	48906EFPPSD7	JM48350/6-100,0mm C/RET.	J&RM-9041/6-100,0mm C/RET.
SABÓ	48906EFPPSD4	JM48250/6-98,5mm C/RET.	J&RM-995/6-98,5mm C/RET.
SABÓ	48907EFPPSD	JM48600/5 C/RET.	J&RM-900/5 C/RET.
SABÓ	48908EFPPSD	JM48600/6 C/RET.	J&RM-900/6 C/RET.
SABÓ	51001FPPSG2	JC25110/4	J&RC-1902/4
SABÓ	51006EFPPSG	JM25112/4	J&RM-1902/4
SABÓ	51006EFPPSG4	JM25110/4 C/RET.	J&RMR-1902/4 C/RET.
SABÓ	51026EF	JAV0140520/6 JUNTA TAMPA VÁLVULA	JAV1107/6 JUNTA TAMPA VÁLVULA
SABÓ	51201FLEX	JC25020/4	J&RC-1638/4
SABÓ	51501FPPSG	JC25060/4	J&RC-1619/4
SABÓ	51506EFPPSG	JM25070/4	J&RM-1639/4
SABÓ	70001FPPSD	JC57100/3	J&RC-1178/3
SABÓ	70006EFPPSD	JM57100/3 C/RET.	J&RM-1178/3 C/RET.

Descrição do Produto / Radical MAHLE / Radical Metal Leve: Junta do Coletor de Escape / JA / JA ; Junta do Coletor de Admissão / JAA / JAA; Junta do Coletor de Admissão e Escape / JAAE / JAAE; Junta do Câter / JAC / JAC; Junta da Tampa de Válvulas / JAV / JAV; Junta da Válvula Termostática / JAVT / JAVT; Junta do Cabeçote / JC / J&RC; Jogo de Juntas Inferior do Motor / JI / J&RI; Jogo de Juntas do Motor / JM / J&RM; Jogo de Juntas Superior do Motor / JS / J&RS; Jogo de Parafusos do Cabeçote / PF / PF; * Itens sob Consulta

TABELA DE CONVERSÃO / CROSS REFERENCE

MAHLE

CONVERSÕES		CÓDIGO MAHLE	CÓDIGO METAL LEVE
FABRICANTE	CÓDIGO		
SABÓ	70101FPSD	JC57280/6	J&RC-1172/6
SABÓ	70106EFPSD	JM57282/6 C/RET.	J&RM-9026/6 C/RET.
SABÓ	70206EFPSD	JM57200/4 C/RET.	J&RM-1097/4 C/RET.
SABÓ	70207EFPSD	JM57220/4 C/RET.	J&RM-988/4 C/RET.
SABÓ	70401FPSD	JC57330/4	J&RC-1178/4
SABÓ	70506EFPSD	JM57330/4 C/RET.	J&RM-1178/4 C/RET.
SABÓ	70601FPSD	JC57120/4	J&RC-887/4
SABÓ	70606EFPSD	JM57120/4 C/RET.	J&RM-887/4 C/RET.
SABÓ	70701FPSD	JC57700/6	J&RC-934/6
SABÓ	70706EFPSD	JM57700/6 C/RET.	J&RM-934/6 C/RET.
SABÓ	70901FPSD	JC57600/6	J&RC-933/6
SABÓ	70906EFPSD	JM57600/6 C/RET.	J&RM-933/6 C/RET.
SABÓ	71106EFPSD	JM13600/6 C/RET.	J&RM-2180/6 C/RET.
SABÓ	71127-FB1	JAV0130600/3 JUNTA TAMPA VÁLVULA	JAV-2180/3 JUNTA TAMPA VÁLVULA
SABÓ	71206EFPSD	JM13600/4 C/RET.	J&RM-2180/4 C/RET.
SABÓ	71601FPSD	JC13000/1	J&RC-910/1
SABÓ	71606EFPSD	JM13000/3 C/RET.	J&RM-910/3 C/RET.
SABÓ	71607EFPSD	JM13600/3 C/RET.	J&RM-2180/3 C/RET.
SABÓ	71706EFPSD	JM13000/4 C/RET.	J&RM-910/4 C/RET.
SABÓ	71906EFPSD	JM13250/4 C/RET.	J&RM-1076/4 C/RET.
SABÓ	79394FLEX	JS0700890/4	J&RS-2362/4
SABÓ	80224FLEX	JM70682/4	J&RM-1479/4
SABÓ	80246FLEXR	JM25020/4 C/RET.	J&RMR-1638/4 C/RET.
SABÓ	80324FLEXR	JM0250340/4	J&RM-9468/4
SABÓ	80346FLEX	JM70888/4	J&RM-9111/4
SABÓ	80348FLEXR	JM70810/4 C/RET.	J&RMR-2436/4 C/RET.
SABÓ	80368FLEXR	JM18100/4 C/RET.	J&RMR-9226/4 C/RET.
SABÓ	80370FLEX	JM18695/4 C/RET.	J&RMR-9127/4 C/RET.
SABÓ	80376FLEX	JM18695/4	J&RM-9127/4
SABÓ	80994FLEX	JM25022/4	J&RM-1638/4
SABÓ	82291FLEX	JC18695/4	J&RC-9127/4
SABÓ	82332FLEX	JC0250340/4	J&RC-9468/4
SPAAL	10.808-CB-RV	JS0140320/4 C/ RET.	J&RS-2070/4 C/ RET.
SPAAL	10017SC	JC14550/6	J&RC-572/6
SPAAL	10117CBSC	JM14550/6	J&RM-572/6
SPAAL	10602SC	JC14420/4	J&RC-1109/4
SPAAL	10606CBSC	JM14490/4	J&RM-870/4
SPAAL	10607CBSC	JM14422/4	J&RM-1109/4
SPAAL	10607ORSC	JM14420/4 C/RET.	J&RMR-1109/4 C/RET.
SPAAL	10701SC	JC14520/6	J&RC-1107/6
SPAAL	10706CBSC	JM14520/6	J&RM-1107/6
SPAAL	10706ORSC	JM14520/6 C/RET.	J&RMR-1107/6 C/RET.
SPAAL	10801SC	JC14080/4	J&RC-1260/4
SPAAL	10802SC	JC14240/4	J&RC-1615/4
SPAAL	10803SC	JC14270/4	J&RC-1600/4
SPAAL	10804SC	JC14320/4	J&RC-2070/4
SPAAL	10805CBSC	JM14340/4	J&RM-9084/4
SPAAL	10805ORSC	JM14340/4 C/RET.	J&RMR-9084/4 C/RET.
SPAAL	10806CBSC	JM14082/4	J&RM-1260/4
SPAAL	10806ORSC	JM14080/4 C/RET.	J&RMR-1260/4 C/RET.
SPAAL	10808CBSC	JM14320/4	J&RM-2070/4
SPAAL	10808ORSC	JM14320/4 C/RET.	J&RMR-2070/4 C/RET.
SPAAL	10809CBSC	JM14350/4	J&RM-2420/4
SPAAL	10810CBSC	JM14222/4	J&RM-1261/4
SPAAL	10810ORSC	JM14220/4 C/RET.	J&RMR-1261/4 C/RET.
SPAAL	10812CBSC	JM14242/4	J&RM-1615/4
SPAAL	10812ORSC	JM14240/4 C/RET.	J&RMR-1615/4 C/RET.
SPAAL	10814CBSC	JM14272/4	J&RM-1600/4
SPAAL	10814ORSC	JM14270/4 C/RET.	J&RMR-1600/4 C/RET.
SPAAL	10901SC	JC14090/4	J&RC-1424/4
SPAAL	10902SC	JC14165/4	J&RC-9186/4
SPAAL	10903SC	JC14185/4	J&RC-9020/4
SPAAL	10904SC	JC14780/4	J&RC-9215/4
SPAAL	10906CBSC	JM14012/4	J&RM-1147/4
SPAAL	10906ORSC	JM14010/4 C/RET.	J&RMR-1147/4 C/RET.
SPAAL	10907CBSC	JM14167/4	J&RM-9186/4
SPAAL	10907ORSC	JM14165/4 C/RET.	J&RMR-9186/4 C/RET.
SPAAL	10909CBSC	JM14187/4	J&RM-9020/4

Descrição do Produto / Radical MAHLE / Radical Metal Leve: Junta do Coletor de Escape / JA / JA ;
 Junta do Coletor de Admissão / JAA / JAA; Junta do Coletor de Admissão e Escape / JAAE / JAAE;
 Junta do Carter / JAC / JAC; Junta da Tampa de Válvulas / JAV / JAV; Junta da Válvula Termostática / JAVT / JAVT;
 Junta do Cabeçote / JC / J&RC; Jogo de Juntas Inferior do Motor / JI / J&RI; Jogo de Juntas do Motor / JM / J&RM;
 Jogo de Juntas Superior do Motor / JS / J&RS; Jogo de Parafusos do Cabeçote / PF / PF;
 * Itens sob Consulta



© MAHLE 2019/2020 | 497

CONVERSÕES		CÓDIGO MAHLE	CÓDIGO METAL LEVE
FABRICANTE	CÓDIGO		
SPAAL	10909ORSC	JM14185/4 C/RET.	J&RMR-9020/4 C/RET.
SPAAL	10910CBSC	JM14842/4	J&RM-9212/4
SPAAL	10910ORSC	JM14840/4 C/RET.	J&RMR-9212/4 C/RET.
SPAAL	10912CBSC	JM14142/4	J&RM-2141/4
SPAAL	10912ORSC	JM14140/4 C/RET.	J&RMR-2141/4 C/RET.
SPAAL	10914CBSC	JM14182/4	J&RM-9019/4
SPAAL	10914ORSC	JM14180/4 C/RET.	J&RMR-9019/4 C/RET.
SPAAL	10918CBSC	JM14782/4	J&RM-9215/4
SPAAL	10918ORSC	JM14780/4 C/RET.	J&RMR-9215/4 C/RET.
SPAAL	11001SC	JC59560/4	J&RC-9192/4
SPAAL	11002SC	JC59570/4	J&RC-9199/4
SPAAL	11004BISC	JM59560/4	J&RM-9192/4
SPAAL	11005BISC	JM59570/4	J&RM-9199/4
SPAAL	11101SC	JC59520/4	J&RC-9164/4
SPAAL	11102SC	JC59150/4*	J&RC-9165/4*
SPAAL	11110CBSC	JM59520/4	J&RM-9164/4
SPAAL	11111CBSC	JM59150/4	J&RM-9165/4
SPAAL	11201SC	JC59020/4	J&RC-9246/4
SPAAL	11202SC	JC59040/4	J&RC-9247/4
SPAAL	11208BISC	JM59500/4	J&RM-9014/4
SPAAL	11208CBSC	JM59020/4	J&RM-9246/4
SPAAL	11209BISC	JM59600/4	J&RM-9015/4
SPAAL	11209CBSC	JM59040/4	J&RM-9247/4
SPAAL	11220CBSC	JM59000/4	J&RM-930/4
SPAAL	11401SC	JC59100/4	J&RC-1052/4
SPAAL	11420CBSC	JM59100/4	J&RM-1052/4
SPAAL	11420ORSC	JM59100/4 C/RET.	J&RM-1052/4 C/RET.
SPAAL	11701SC	JC59490/4	J&RC-2092/4
SPAAL	11702SC	JC59201/4	J&RC-1632/4
SPAAL	11706CBSC	JM59202/4	J&RM-1632/4
SPAAL	11706ORSC	JM59201/4 C/RET.	J&RMR-1632/4 C/RET.
SPAAL	11708CBSC	JM59010/4	J&RM-1633/4
SPAAL	12103SC	JC44100/4	J&RC-2203/4
SPAAL	12303SC	JC44200/4	J&RC-2377/4
SPAAL	12601ML	JC18695/4	J&RC-9127/4
SPAAL	12606CBSC	JM18695/4	J&RM-9127/4
SPAAL	12606ORSC	JM18695/4 C/RET.	J&RMR-9127/4 C/RET.
SPAAL	12701SC	JC18210/4	J&RC-9326/4
SPAAL	12706CBSC	JM18210/4	J&RM-9326/4
SPAAL	12706ORSC	JM18210/4 C/RET.	J&RMR-9326/4 C/RET.
SPAAL	14103ML	JC18100/4	J&RC-9226/4
SPAAL	14201SC	JC18400/4	J&RC-9327/4
SPAAL	14202SC	JC18530/4	J&RC-9328/4
SPAAL	14206CBSC	JM18400/4 C/RET.	J&RMR-9327/4 C/RET.
SPAAL	14207CBSC	JM18530/4 C/RET.	J&RMR-9328/4 C/RET.
SPAAL	14209CBSC	JM18100/4 C/RET.	J&RMR-9226/4 C/RET.
SPAAL	14303SC	JC18860/4	J&RC-9161/4
SPAAL	20102ML	JC51660/4	J&RC-9336/4
SPAAL	20120ORML	JM51660/4 C/RET.	J&RMR-9336/4 C/RET.
SPAAL	20201ML	JC51670/4	J&RC-9337/4
SPAAL	20202ML	JC51680/4	J&RC-9338/4
SPAAL	20210ORML	JM51670/4 C/RET.	J&RMR-9337/4 C/RET.
SPAAL	20220ORML	JM51680/4 C/RET.	J&RMR-9338/4 C/RET.
SPAAL	21101ML	JC63050/4	J&RC-9316/4
SPAAL	21102ML	JC63030/4	J&RC-9314/4
SPAAL	21103SC	JC63040/4	J&RC-9315/4
SPAAL	21110ORML	JM63050/4 C/RET.	J&RMR-9316/4 C/RET.
SPAAL	21120ORML	JM63030/4 C/RET.	J&RMR-9314/4 C/RET.
SPAAL	21130ORSC	JM63040/4 C/RET.	J&RMR-9315/4 C/RET.
SPAAL	21201ML	JC63010/4 1,70	J&RC-9101/4 1,70
SPAAL	21202ML	JC63010/4 1,50	J&RC-9101/4 1,50
SPAAL	21210ORML	JM63010/4 C/RET.	J&RMR-9101/4 C/RET.
SPAAL	39308CBSC	JM01050/4	J&RM-9183/4
SPAAL	39401SC	JC01050/1	J&RC-9183/4
SPAAL	40101SC	JC25400/4	J&RC-2463/4
SPAAL	40102SC	JC25460/4	J&RC-2462/4
SPAAL	40105CBSC	JM25400/4	J&RM-2463/4
SPAAL	40106CBSC	JM25460/4	J&RM-2462/4

Descrição do Produto / Radical MAHLE / Radical Metal Leve: Junta do Coletor de Escape / JA / JA ;
 Junta do Coletor de Admissão / JAA / JAA; Junta do Coletor de Admissão e Escape / JAAE / JAAE;
 Junta do Carter / JAC / JAC; Junta da Tampa de Válvulas / JAV / JAV; Junta da Válvula Termostática / JAVT / JAVT;
 Junta do Cabeçote / JC / J&RC; Jogo de Juntas Inferior do Motor / JI / J&RI; Jogo de Juntas do Motor / JM /
 J&RM; Jogo de Juntas Superior do Motor / JS / J&RS; Jogo de Parafusos do Cabeçote / PF / PF;
 * Itens sob Consulta

TABELA DE CONVERSÃO / CROSS REFERENCE

MAHLE

CONVERSÕES		CÓDIGO MAHLE	CÓDIGO METAL LEVE
FABRICANTE	CÓDIGO		
SPAAL	40201SC	JC25180/4	J&RC-1929/4
SPAAL	40206CBSC	JM25160/4	J&RM-2280/4
SPAAL	40206ORSC	JM25160/4 C/RET.	J&RMR-2280/4 C/RET.
SPAAL	40207CBSC	JM25180/4	J&RM-1929/4
SPAAL	40207ORSC	JM25180/4 C/RET.	J&RMR-1929/4 C/RET.
SPAAL	40208CBSC	JM25090/4	J&RM-9249/4
SPAAL	40210CBSC	JM25082/4	J&RM-9248/4
SPAAL	40210ORSC	JM25080/4 C/RET.	J&RMR-9248/4 C/RET.
SPAAL	40301SC	JC25110/4	J&RC-1902/4
SPAAL	40306CBSC	JM25112/4	J&RM-1902/4
SPAAL	40306ORSC	JM25110/4 C/RET.	J&RMR-1902/4 C/RET.
SPAAL	40401SC	JC25020/4	J&RC-1638/4
SPAAL	40403SC	JC25600/4	J&RC-9016/4
SPAAL	40406CBSC	JM25022/4	J&RM-1638/4
SPAAL	40406ORSC	JM25020/4 C/RET.	J&RMR-1638/4 C/RET.
SPAAL	40409CBSC	JM25210/4	J&RM-2328/4
SPAAL	40409ORSC	JM25210/4 C/RET.	J&RMR-2328/4 C/RET.
SPAAL	40501SC	JC25060/4	J&RC-1619/4
SPAAL	40506CBSC	JM25070/4	J&RM-1639/4
SPAAL	40506ORSC	JM25072/4 C/RET.	J&RMR-1639/4 C/RET.
SPAAL	40601SC	JC25040/4	J&RC-1829/4
SPAAL	40606CBSC	JM25040/4	J&RM-1829/4
SPAAL	40606ORSC	JM25042/4 C/RET.	J&RMR-1829/4 C/RET.
SPAAL	40805CBSC	JM25600/4	J&RM-9016/4
SPAAL	40805ORSC	JM25600/4 C/RET.	J&RMR-9016/4 C/RET.
SPAAL	46101SC	JC70550/4	J&RC-2409/4
SPAAL	46106CBSC	JM70500/4	J&RM-2343/4
SPAAL	46106ORSC	JM70500/4 C/RET.	J&RMR-2343/4 C/RET.
SPAAL	46107CBSC	JM70550/4	J&RM-2409/4
SPAAL	46107ORSC	JM70550/4 C/RET.	J&RMR-2409/4 C/RET.
SPAAL	46108CBSC	JM70505/4	J&RM-9131/4
SPAAL	46606OR	JM70150/4 C/RET.	J&RMR-888/4 C/RET.
SPAAL	46610CBSC	JM59492/4	J&RM-2092/4
SPAAL	46610ORSC	JM59490/4 C/RET.	J&RMR-2092/4 C/RET.
SPAAL	46701SC	JC70590/4	J&RC-1092/4
SPAAL	46702SC	JC70640/4	J&RC-1450/4
SPAAL	46706CBSC	JM70592/4	J&RM-1092/4
SPAAL	46707ORSC	JM70590/4 C/RET.	J&RMR-1092/4 C/RET.
SPAAL	46708CBSC	JM70672/4	J&RM-1291/4
SPAAL	46708ORSC	JM70670/4 C/RET.	J&RMR-1291/4 C/RET.
SPAAL	46723CB	JAV70680/4 JUNTA TAMPA VÁLVULA	JAV1479/4 JUNTA TAMPA VÁLVULA
SPAAL	46801SC	JC70680/4	J&RC-1479/4
SPAAL	46802SC	JC70880/4	J&RC-1853/4
SPAAL	46803ML	JC70110/4	J&RC-9331/4
SPAAL	46807CBSC	JM70682/4	J&RM-1479/4
SPAAL	46807ORSC	JM70680/4 C/RET.	J&RMR-1479/4 C/RET.
SPAAL	46808CBSC	JM70810/4	J&RM-2436/4
SPAAL	46808ORSC	JM70810/4 C/RET.	J&RMR-2436/4 C/RET.
SPAAL	46809CBSC	JM70880/4	J&RM-1853/4
SPAAL	46809ORSC	JM70880/4 C/RET.	J&RMR-1853/4 C/RET.
SPAAL	46810CBSC	JM70888/4	J&RM-9111/4
SPAAL	46810ORSC	JM70888/4 C/RET.	J&RMR-9111/4 C/RET.
SPAAL	46908CBSC	JM70892/4	J&RM-2362/4
SPAAL	46908ORSC	JM70890/4 C/RET.	J&RMR-2362/4 C/RET.
SPAAL	46910CBSC	JM70872/4	J&RM-1919/4
SPAAL	46910ORSC	JM70870/4 C/RET.	J&RMR-1919/4 C/RET.
SPAAL	47001BI	JC48980/4	J&RC-9088/4
SPAAL	47002BI	JC48770/4	J&RC-9296/4
SPAAL	47003BI	JC48760/6	J&RC-9295/6
SPAAL	47004BI	JC48780/6	J&RC-9297/6
SPAAL	47904ORBI	JM48980/4 C/RET.	J&RM-9088/4 C/RET.
SPAAL	47904ORRV	JS48980/4 C/RET.	J&RS-9088/4 C/RET.
SPAAL	47906ORBI	JM48760/6 C/RET.	J&RM-9295/6 C/RET.
SPAAL	47906ORRV	JS48760/6 C/RET.	J&RS-9295/6 C/RET.
SPAAL	47924ORBI	JM48770/4 C/RET.	J&RM-9296/4 C/RET.
SPAAL	47924ORRV	JS48770/4 C/RET.	J&RS-9296/4 C/RET.
SPAAL	47926ORBI	JM48780/6 C/RET.	J&RM-9297/6 C/RET.
SPAAL	47926ORRV	JS48780/6 C/RET.	J&RS-9297/6 C/RET.

Descrição do Produto / Radical MAHLE / Radical Metal Leve: Junta do Coletor de Escape / JA / JA ;
 Junta do Coletor de Admissão / JAA / JAA; Junta do Coletor de Admissão e Escape / JAAE / JAAE;
 Junta do Carter / JAC / JAC; Junta da Tampa de Válvulas / JAV / JAV; Junta da Válvula Termostática / JAVT / JAVT;
 Junta do Cabeçote / JC / J&RC; Jogo de Juntas Inferior do Motor / JI / J&RI; Jogo de Juntas do Motor / JM / J&RM;
 Jogo de Juntas Superior do Motor / JS / J&RS; Jogo de Parafusos do Cabeçote / PF / PF;
 * Itens sob Consulta



© MAHLE 2019/2020 | 499

CONVERSÕES		CÓDIGO MAHLE	CÓDIGO METAL LEVE
FABRICANTE	CÓDIGO		
SPAAL	48301SC	JC48510/4-100,0mm	J&RC-1475/4-100,0mm
SPAAL	48303SC	JC48510/4-98,5mm	J&RC-1475/4-98,5mm
SPAAL	48308ORSC	JM48100/4-100,0mm C/RET.	J&RM-1049/4-100,0mm C/RET.
SPAAL	48401BI	JC48930/1	J&RC-1894/1
SPAAL	48402BI	JC48990/1	J&RC-2395/1
SPAAL	48403CBRV	JS48990/1	J&RS-2395/1
SPAAL	48403ORRV	JS48990/1 C/RET.	J&RS-2395/1 C/RET.
SPAAL	48404BI	JC48964/1	J&RC-9272/1
SPAAL	48404CBRV	JS48964/1	J&RS-9272/1
SPAAL	48404ORRV	JS48964/1 C/RET.	J&RS-9272/1 C/RET.
SPAAL	48405CBBI	JM48930/5	J&RM-1894/5
SPAAL	48405ORBI	JM48940/5 C/RET.	J&RM-2095/5 C/RET.
SPAAL	48406CBBI	JS48930/1	J&RS-1894/1
SPAAL	48406ORBI	JS48930/1 C/RET.	J&RS-1894/1 C/RET.
SPAAL	48407CBBI	JM48930/6	J&RM-1894/6
SPAAL	48407ORBI	JM48940/6 C/RET.	J&RM-2095/6 C/RET.
SPAAL	48408ORSC	JM48410/4-100,0mm C/RET.	J&RM-1807/4-100,0mm C/RET.
SPAAL	48410ORSC	JM48510/4-100,0mm C/RET.	J&RM-1475/4-100,0mm C/RET.
SPAAL	48600SC	JC48350/6-98,5mm	J&RC-9041/6-98,5mm
SPAAL	48603OR	JC48350/6-100,0mm	J&RC-1049/6-100mm
SPAAL	48608ORSC	JM48410/6-100,0mm C/RET.	J&RM-1807/6-100,0mm C/RET.
SPAAL	48610CBRV	JS48510/6-100,0mm	J&RS-1475/6-100mm
SPAAL	48610ORSC	JM48510/6-100,0mm C/RET.	J&RM-1475/6-100,0mm C/RET.
SPAAL	48806ORSC	JM48100/6-98,5mm C/RET.	J&RM-1049/6-98,5mm C/RET.
SPAAL	48808ORSC	JM48100/6-100,0mm C/RET.	J&RM-1049/6-100,0mm C/RET.
SPAAL	48809CBRV	JS48350/6-100,0mm	J&RS-9041/6-100,0mm
SPAAL	48809ORSC	JM48250/6-100,0mm C/RET.	J&RM-995/6-100,0mm C/RET.
SPAAL	48810ORSC	JM48350/6-100,0mm C/RET.	J&RM-9041/6-100,0mm C/RET.
SPAAL	48816CL	JAC0480350/6 JUNTA TAMPA DO CÂRTER	JAC9041/6 JUNTA TAMPA DO CÂRTER
SPAAL	48901OR	JC48600/3	J&RC-900/3
SPAAL	48902OR	JC48600/2	J&RC-900/2
SPAAL	48903OR	JC48600/1	J&RC-900/1
SPAAL	48908OROR	JM48600/6 C/RET.	J&RM-900/6 C/RET.
SPAAL	48909OROR	JM48600/5 C/RET.	J&RM-900/5 C/RET.
SPAAL	49012-BI	JC0710120/6	J&RC-9144/6
SPAAL	49101OR	JC71400/1	J&RC-1730/1
SPAAL	49102OR	JC71100/1	J&RC-1159/1
SPAAL	49301OR	JC71500/1	J&RC-1860/1
SPAAL	49302OR	JC71460/1	J&RC-9030/1
SPAAL	59501CBRV	JS76650/1	J&RS-9113/1
SPAAL	59502BI	JC76650/1	J&RC-9113/1
SPAAL	59503BI	JC76670/1	J&RC-9119/1
SPAAL	59504CBRV	JS76655/1	J&RS-9303/1
SPAAL	59505CBRV	JS76670/1	J&RS-9119/1
SPAAL	59506CBSC	JM76650/6	J&RM-9113/6
SPAAL	59507CBSC	JM76670/6	J&RM-9119/6
SPAAL	59701BI	JC76540/3	J&RC-1253/3
SPAAL	59710CBRV	JS76540/6	J&RS-1253/6
SPAAL	59712CBRV	JS76550/6	J&RS-1800/6
SPAAL	59801BI	JC76061/1	J&RC-9022/1
SPAAL	59811CBRV	JS76061/1	J&RS-9022/1
SPAAL	60404SC	JC21380/4	J&RC-2304/4
SPAAL	60406SC	JC21380/6	J&RC-2304/6
SPAAL	60440ORRB	JI21380/4 C/RET.	J&RI-2304/4 C/RET.
SPAAL	60440ORRV	JS21380/4 C/RET.	J&RS-2304/4 C/RET.
SPAAL	60460ORRB	JI21380/6 C/RET.	J&RI-2304/6 C/RET.
SPAAL	60460ORRV	JS21380/6 C/RET.	J&RS-2304/6 C/RET.
SPAAL	60504ML	JC0210520/4 1,25	J&RC-9722/4 1,25
SPAAL	60506ML	JC0210520/6 1,25	J&RC-9722/6 1,25
SPAAL	60540ORML	JM0210520/4 C/RET.	J&RM-9722/4 C/RET.
SPAAL	60540ORRB	JI0210520/4 C/RET.	J&RI-9722/4 C/RET.
SPAAL	60540ORRVML	JS0210520/4 C/RET.	J&RS-9722/4 C/RET.
SPAAL	60560ORML	JM0210520/6 C/RET.	J&RM-9722/6 C/RET.
SPAAL	60560ORRB	JI0210520/6 C/RET.	J&RI-9722/6 C/RET.
SPAAL	60560ORRVML	JS0210520/6 C/RET.	J&RS-9722/6 C/RET.
SPAAL	60601SC	JC21260/6	J&RC-9168/6
SPAAL	60660ORRB	JI21260/6 C/RET.	J&RI-9168/6 C/RET.
SPAAL	60660ORRV	JS21260/6 C/RET.	J&RS-9168/6 C/RET.

Descrição do Produto / Radical MAHLE / Radical Metal Leve: Junta do Coletor de Escape / JA / JA ; Junta do Coletor de Admissão / JAA / JAA; Junta do Coletor de Admissão e Escape / JAAE / JAAE; Junta do Câter / JAC / JAC; Junta da Tampa de Válvulas / JAV / JAV; Junta da Válvula Termostática / JAVT / JAVT; Junta do Cabeçote / JC / J&RC; Jogo de Juntas Inferior do Motor / JI / J&RI; Jogo de Juntas do Motor / JM / J&RM; Jogo de Juntas Superior do Motor / JS / J&RS; Jogo de Parafusos do Cabeçote / PF / PF;

* Itens sob Consulta

TABELA DE CONVERSÃO / CROSS REFERENCE

MAHLE

CONVERSÕES		CÓDIGO MAHLE	CÓDIGO METAL LEVE
FABRICANTE	CÓDIGO		
SPAAL	60701SC	JC0210540/6	J&RC-9721/6
SPAAL	60760ORRB	J10210540/6 C/RET.	J&RI-9721/6 C/RET.
SPAAL	60760ORRV	JS0210540/6 C/RET.	J&RS-9721/6 C/RET.
SPAAL	60760ORSC	JM0210540/6 C/RET.	J&RM-9721/6 C/RET.
SPAAL	61301SC	JC26040/3	J&RC-1316/3
SPAAL	61306ORSC	JM26040/3 C/RET.	J&RM-1316/3 C/RET.
SPAAL	61501SC	JC26040/4	J&RC-1316/4
SPAAL	61502SC	JC26610/4	J&RC-2661/4
SPAAL	61506ORSC	JM26040/4 C/RET.	J&RM-1316/4 C/RET.
SPAAL	61509ORSC	JM26610/4 C/RET.	J&RM-9244/4 C/RET.
SPAAL	61601SC	JC26500/6	J&RC-1734/6
SPAAL	61602SC	JC26620/6	J&RC-2661/6
SPAAL	61606ORSC	JM26090/6 C/RET.	J&RM-1671/6 C/RET.
SPAAL	61706ORSC	JM26500/6 C/RET.	J&RM-1734/6 C/RET.
SPAAL	61709ORSC	JM26620/6 C/RET.	J&RM-9245/6 C/RET.
SPAAL	70001SC	JC57100/3	J&RC-1178/3
SPAAL	70002SC	JC57270/3	J&RC-9240/3
SPAAL	70006CBSC01	JM57100/3 C/RET.	J&RM-1178/3 C/RET.
SPAAL	70101SC	JC57850/4	J&RC-9059/4
SPAAL	70104SC	JC57750/4	J&RC-9125/4
SPAAL	70106ORRV	JS57850/4 C/RET.	J&RS-9059/4 C/RET.
SPAAL	70106ORSC	JM57850/4 C/RET.	J&RM-9059/4 C/RET.
SPAAL	70110CBSC01	JM57270/3 C/RET.	J&RM-9240/3 C/RET.
SPAAL	70201SC	JC57280/6	J&RC-1172/6
SPAAL	70203SC	JC57460/6	J&RC-9160/6
SPAAL	70205ORSC	JM57460/6 C/RET.	J&RM-9160/6 C/RET.
SPAAL	70207ORSC	JM57282/6 C/RET.	J&RM-9026/6 C/RET.
SPAAL	70208ORSC	JM57280/6 C/RET.	J&RM-1172/6 C/RET.
SPAAL	70301SC	JC57200/4	J&RC-1097/4
SPAAL	70302SC	JC57300/4	J&RC-2142/4
SPAAL	70302SC	JC57430/4	J&RC-2257/4
SPAAL	70305ORSC	JM57300/4 C/RET.	J&RM-2142/4 C/RET.
SPAAL	70306ORSC	JM57220/4 C/RET.	J&RM-988/4 C/RET.
SPAAL	70307ORSC	JM57200/4 C/RET.	J&RM-1097/4 C/RET.
SPAAL	70307ORSC	JM57240/4 C/RET.	J&RM-1338/4 C/RET.
SPAAL	70308ORSC	JM57260/4 C/RET.	J&RM-1684/4 C/RET.
SPAAL	70309ORSC	JM57340/4 C/RET.	J&RM-9241/4 C/RET.
SPAAL	70401SC	JC57330/4	J&RC-1178/4
SPAAL	70405ORSC	JM57430/4 C/RET.	J&RM-2257/4 C/RET.
SPAAL	70506ORSC	JM57330/4 C/RET.	J&RM-1178/4 C/RET.
SPAAL	70601SC	JC57120/4	J&RC-887/4
SPAAL	70606ORSC	JM57120/4 C/RET.	J&RM-887/4 C/RET.
SPAAL	70701SC	JC57700/6	J&RC-934/6
SPAAL	70706ORSC	JM57700/6 C/RET.	J&RM-934/6 C/RET.
SPAAL	70901SC	JC57600/6	J&RC-933/6
SPAAL	70906CBSC01	JM57600/6 C/RET.	J&RM-933/6 C/RET.
SPAAL	71002SC	JC13510/4	J&RC-2301/4
SPAAL	71003SC	JC13500/6	J&RC-2157/6
SPAAL	71004ORSC	JM13510/4 C/RET.	J&RM-2301/4 C/RET.
SPAAL	71005ORSC	JM13500/6 C/RET.	J&RM-2157/6 C/RET.
SPAAL	71101SC	JC13600/1	J&RC-2180/1
SPAAL	71102SC	JC13900/1	J&RC-1945/1
SPAAL	71103ML	JC13860/2 S/VEDADORES	J&RC-9206/2 S/VEDADORES
SPAAL	71104ORSC	JM13930/4 C/RET.	J&RM-2104/4 C/RET.
SPAAL	71105ORSC	JM13910/6 C/RET.	J&RM-2387/6 C/RET.
SPAAL	71106ORSC	JM13600/6 C/RET.	J&RM-2180/6 C/RET.
SPAAL	71107ORSC	JM13600/4 C/RET.	J&RM-2180/4 C/RET.
SPAAL	71107TDRV	JS13600/1	J&RS-2180/1
SPAAL	71108ORSC	JM13600/3 C/RET.	J&RM-2180/3 C/RET.
SPAAL	71110ORSC	JM13602/4 C/RET.	J&RM-1464/4 C/RET.
SPAAL	71112ORSC	JM13800/4 C/RET.	J&RM-1981/4 C/RET.
SPAAL	71114ORSC	JM13700/4 C/RET.	J&RM-1950/4 C/RET.
SPAAL	71116ORSC	JM13602/6 C/RET.	J&RM-1464/6 C/RET.
SPAAL	71119ORSC	JM13700/6 C/RET.	J&RM-1950/6 C/RET.
SPAAL	71119ORSC	JM13800/6 C/RET.	J&RM-1981/6 C/RET.
SPAAL	71201SC	JC13250/1	J&RC-1076/1
SPAAL	71206ORSC	JM13250/4 C/RET.	J&RM-1076/4 C/RET.
SPAAL	71412ORML	JM13860/4 C/RET.	J&RM-9206/4 C/RET.

Descrição do Produto / Radical MAHLE / Radical Metal Leve: Junta do Coletor de Escape / JA / JA ;
 Junta do Coletor de Admissão / JAA / JAA; Junta do Coletor de Admissão e Escape / JAAE / JAAE;
 Junta do Carter / JAC / JAC; Junta da Tampa de Válvulas / JAV / JAV; Junta da Válvula Termostática / JAVT / JAVT;
 Junta do Cabeçote / JC / J&RC; Jogo de Juntas Inferior do Motor / JI / J&RI; Jogo de Juntas do Motor / JM / J&RM;
 Jogo de Juntas Superior do Motor / JS / J&RS; Jogo de Parafusos do Cabeçote / PF / PF;
 * Itens sob Consulta



© MAHLE 2019/2020 | 501

CONVERSÕES		CÓDIGO MAHLE	CÓDIGO METAL LEVE
FABRICANTE	CÓDIGO		
SPAAL	71412ORRVM	JS13860/2 C/RET.	J&RS-9206/2 C/RET.
SPAAL	71601SC	JC13000/1	J&RC-910/1
SPAAL	71606ORSC	JM13000/3 C/RET.	J&RM-910/3 C/RET.
SPAAL	71612ORML	JM13860/6 C/RET.	J&RM-9206/6 C/RET.
SPAAL	71706ORSC	JM13000/4 C/RET.	J&RM-910/4 C/RET.
SPAAL	71807CBSC	JM13000/6	J&RM-910/6
SPAAL	73301SC	JC31000/3	J&RC-2346/3
SPAAL	73320CBRV	JS31000/3	J&RS-2346/3
SPAAL	73320CBSC	JM31000/3	J&RM-2346/3
SPAAL	73401SC	JC31000/4	J&RC-2346/4
SPAAL	73420CBRV	JS31000/4	J&RS-2346/4
SPAAL	73420CBSC	JM31010/4	J&RM-2235/4
SPAAL	73620CBRV	JS31000/6	J&RS-2346/6
SPAAL	73620CBSC	JM31010/6	J&RM-2235/6
SPAAL	91108ORSC	JM195010/4 C/RET.	J&RMR-9115/4 C/RET.
SPAAL	91112ORML	JM195200/4 C/RET.	J&RMR-9237/4 C/RET.
SPAAL	91301SC	JC72000/4	J&RC-9086/4
SPAAL	91305ORSC	JM72000/4 C/RET.	J&RMR-9086/4 C/RET.
SPAAL	91401ML	JC195200/4	J&RC-9237/4
SPAAL	91401SC	JC195010/4	J&RC-9115/4
SPESSO	112196	JM0251200/4*	J&RM-9452/4*
SPESSO	132205	JS1980250/4*	J&RS-9425/4*
SPESSO	212088	JM0440320/4*	J&RM-9470/4*
SPESSO	212165	JM0440910/4	J&RM-9510/4
SPESSO	222060	JS0440200/4* S/ JUNTA CABEÇOTE	J&RS-2377/4* S/ JUNTA CABEÇOTE
SPESSO	232164	JS0440760/4*	J&RS-9477/4*
SPESSO	232165	JS0440910/4	J&RS-9510/4
SPESSO	232255	JS1980270/4*	J&RS-9426/4*
SPESSO	20439/6612	JC0180340/4*	J&RC-9369/4*
SPESSO	20937/7620	JC0480330/4*	J&RC-9214/4*
SPESSO	21000/5815	JC2020400/3*	J&RC-9448/3*
SPESSO	21002/76125	JC0180340/4*	J&RC-9369/4*
SPESSO	21029/76145	JC2020400/3*	J&RC-9448/3*
SPESSO	21081/7613	JC0180410/4*	J&RC-9328/4*
SPESSO	21086/7614	JC0440760/4* 1,40	J&RC-9477/4* 1,40
SPESSO	21087/7614	JC0440910/4*	J&RC-9510/4*
SPESSO	21119/9514	JC0181040/4*	J&RC-9616/4*
SPESSO	21127/7718	JC0250900/4*	J&RC-9479/4*
SPESSO	21128/7719	JC1980270/4*	J&RC-9426/4*
SPESSO	212165/1	JM0440910/4	J&RM-9510/4
SPESSO	232164/1	JS0440760/4*	J&RS-9477/4*
SPESSO	232165/1	JS0440910/4	J&RS-9510/4
SPESSO	30663/9408	JAA0010050/4 JUNTA ADMISSÃO	JAA9183/4 JUNTA ADMISSÃO
SPESSO	30792/1505	JA0010090/4 JUNTA DO COLETOR ESCAPE	JA9360/4 JUNTA DO COLETOR ESCAPE
SPESSO	40963/3200	JAV1950310/4* JUNTA TAMPA VÁLVULA	JAV9366/4* JUNTA TAMPA VÁLVULA
SPESSO	41104/3200	JAV0440760/4 JUNTA TAMPA VÁLVULA	JAV9477/4 JUNTA TAMPA VÁLVULA
SPESSO	41147/3200	JAV0180370/4* JUNTA TAMPA VÁLVULA	JAV9370/4* JUNTA TAMPA VÁLVULA
TARANTO	200300	JM14520/6	J&RM-1107/6
TARANTO	200305	JC14520/6	J&RC-1107/6
TARANTO	200600	JM14550/6	J&RM-572/6
TARANTO	200605	JC14550/6	J&RC-572/6
TARANTO	200800	JM14012/4	J&RM-1147/4
TARANTO	200805	JC14090/4	J&RC-1424/4
TARANTO	220405	JC70640/4	J&RC-1450/4
TARANTO	220600	JM70682/4	J&RM-1479/4
TARANTO	220605	JC70680/4	J&RC-1479/4
TARANTO	220800	JM70592/4	J&RM-1092/4
TARANTO	220805	JC70590/4	J&RC-1092/4
TARANTO	230000	JM70880/4	J&RM-1853/4
TARANTO	230005	JC70880/4	J&RC-1853/4
TARANTO	230300	JM70810/4	J&RM-2436/4
TARANTO	230500	JM70550/4	J&RM-2409/4
TARANTO	230600	JM70500/4	J&RM-2343/4
TARANTO	240000	JM14222/4	J&RM-1261/4
TARANTO	240005	JC14240/4	J&RC-1615/4
TARANTO	240100	JM14490/4	J&RM-870/4
TARANTO	240105	JC14420/4	J&RC-1109/4
TARANTO	240200	JM14272/4	J&RM-1600/4

Descrição do Produto / Radical MAHLE / Radical Metal Leve: Junta do Coletor de Escape / JA / JA ; Junta do Coletor de Admissão / JAA / JAA; Junta do Coletor de Admissão e Escape / JAAE / JAAE; Junta do Carter / JAC / JAC; Junta da Tampa de Válvulas / JAV / JAV; Junta da Válvula Termostática / JAVT / JAVT; Junta do Cabeçote / JC / J&RC; Jogo de Juntas Inferior do Motor / JI / J&RI; Jogo de Juntas do Motor / JM / J&RM; Jogo de Juntas Superior do Motor / JS / J&RS; Jogo de Parafusos do Cabeçote / PF / PF;

* Itens sob Consulta

TABELA DE CONVERSÃO / CROSS REFERENCE

MAHLE

CONVERSÕES		CÓDIGO MAHLE	CÓDIGO METAL LEVE
FABRICANTE	CÓDIGO		
TARANTO	240205	JC14270/4	J&RC-1600/4
TARANTO	240300	JM14082/4	J&RM-1260/4
TARANTO	240305	JC14080/4	J&RC-1260/4
TARANTO	240400	JM14182/4	J&RM-9019/4
TARANTO	240400	JM14842/4	J&RM-9212/4
TARANTO	240405	JC14185/4	J&RC-9020/4
TARANTO	240407	JC14780/4	J&RC-9215/4
TARANTO	240800	JM14422/4	J&RM-1109/4
TARANTO	240900	JM14142/4	J&RM-2141/4
TARANTO	240905	JC14165/4	J&RC-9186/4
TARANTO	241000	JM14782/4	J&RM-9215/4
TARANTO	241200	JM14167/4	J&RM-9186/4
TARANTO	241400	JM14320/4	J&RM-2070/4
TARANTO	242200	JM14197/4	J&RM-9124/4
TARANTO	242207	JC14195/4	J&RC-9124/4
TARANTO	242300	JM14187/4	J&RM-9020/4
TARANTO	250600	JM25070/4	J&RM-1639/4
TARANTO	250605	JC25060/4	J&RC-1619/4
TARANTO	260107	JC25180/4	J&RC-1929/4
TARANTO	260300	JM25040/4	J&RM-1829/4
TARANTO	260305	JC25040/4	J&RC-1829/4
TARANTO	260500	JM25112/4	J&RM-1902/4
TARANTO	260505	JC25110/4	J&RC-1902/4
TARANTO	260600	JM25180/4	J&RM-1929/4
TARANTO	260700	JM25022/4	J&RM-1638/4
TARANTO	260705	JC25020/4	J&RC-1638/4
TARANTO	260800	JM25160/4	J&RM-2280/4
TARANTO	260900	JM25600/4	J&RM-9016/4
TARANTO	260907	JC25600/4	J&RC-9016/4
TARANTO	270200	JM25210/4	J&RM-2328/4
TARANTO	270300	JM01050/4	J&RM-9183/4
TARANTO	270500	JM25400/4	J&RM-2463/4
TARANTO	270507	JC25400/4	J&RC-2463/4
TARANTO	270700	JM25460/4	J&RM-2462/4
TARANTO	270707	JC25460/4	J&RC-2462/4
TARANTO	280000	JM14242/4	J&RM-1615/4
TARANTO	280307	JC57300/4	J&RC-2142/4
TARANTO	280307	JC57430/4	J&RC-2257/4
TARANTO	280707	JC14320/4	J&RC-2070/4
TARANTO	290800	JM14340/4	J&RM-9084/4
TARANTO	300700	JM59202/4	J&RM-1632/4
TARANTO	300705	JC59201/4	J&RC-1632/4
TARANTO	310407	JC13600/1	J&RC-2180/1
TARANTO	310600	JM59100/4	J&RM-1052/4
TARANTO	310605	JC59100/4	J&RC-1052/4
TARANTO	310700	JM59492/4	J&RM-2092/4
TARANTO	310705	JC59490/4	J&RC-2092/4
TARANTO	310800	JM59040/4	J&RM-9247/4
TARANTO	310805	JC59040/4	J&RC-9247/4
TARANTO	311000	JM59020/4	J&RM-9246/4
TARANTO	311005	JC59020/4	J&RC-9246/4
TARANTO	320300	JM59520/4	J&RM-9164/4
TARANTO	320307	JC59520/4	J&RC-9164/4
TARANTO	320407	JC13250/1	J&RC-1076/1
TARANTO	320500	JM59150/4	J&RM-9165/4
TARANTO	320507	JC59150/4*	J&RC-9165/4*
TARANTO	320600	JM59000/4	J&RM-930/4
TARANTO	320807	JC13000/1	J&RC-910/1
TARANTO	330007	JC26040/3	J&RC-1316/3
TARANTO	330107	JC26040/4	J&RC-1316/4
TARANTO	330207	JC26500/6	J&RC-1734/6
TARANTO	330407	JC13900/1	J&RC-1945/1
TARANTO	330507	JC13510/4	J&RC-2301/4
TARANTO	330607	JC13500/6	J&RC-2157/6
TARANTO	340100	JM59560/4	J&RM-9192/4
TARANTO	340107	JC59560/4	J&RC-9192/4
TARANTO	340200	JM59570/4	J&RM-9199/4
TARANTO	340207	JC59570/4	J&RC-9199/4

Descrição do Produto / Radical MAHLE / Radical Metal Leve: Junta do Coletor de Escape / JA / JA ;
 Junta do Coletor de Admissão / JAA / JAA; Junta do Coletor de Admissão e Escape / JAAE / JAAE;
 Junta do Câter / JAC / JAC; Junta da Tampa de Válvulas / JAV / JAV; Junta da Válvula Termostática / JAVT / JAVT;
 Junta do Cabeçote / JC / J&RC; Jogo de Juntas Inferior do Motor / JI / J&RI; Jogo de Juntas do Motor / JM / J&RM;
 Jogo de Juntas Superior do Motor / JS / J&RS; Jogo de Parafusos do Cabeçote / PF / PF;

* Itens sob Consulta



© MAHLE 2019/2020 | 503

CONVERSÕES		CÓDIGO MAHLE	CÓDIGO METAL LEVE
FABRICANTE	CÓDIGO		
TARANTO	350407	JC48350/6-98,5mm	J&RC-9041/6-98,5mm
TARANTO	350805	JC48510/4-98,5mm	J&RC-1475/4-98,5mm
TARANTO	352008	JC48760/6	J&RC-9295/6
TARANTO	360000	JM48930/5	J&RM-1894/5
TARANTO	360008	JC48930/1	J&RC-1894/1
TARANTO	360095	JS48930/1	J&RS-1894/1
TARANTO	360300	JM48930/6	J&RM-1894/6
TARANTO	400005	JC57330/4	J&RC-1178/4
TARANTO	400408	JC57280/6	J&RC-1172/6
TARANTO	400507	JC57100/3	J&RC-1178/3
TARANTO	410507	JC57120/4	J&RC-887/4
TARANTO	410607	JC57200/4	J&RC-1097/4
TARANTO	410907	JC57600/6	J&RC-933/6
TARANTO	420007	JC57700/6	J&RC-934/6
TARANTO	550605	JC18220/4	J&RC-9330/4
TARANTO	560407	JC18530/4	J&RC-9328/4
TARANTO	570207	JC18400/4	J&RC-9327/4
TARANTO	570500	JM18210/4	J&RM-9326/4
TARANTO	570507	JC18210/4	J&RC-9326/4
TARANTO	570900	JM18100/4 C/RET.	J&RMR-9226/4 C/RET.
TARANTO	570908	JC18100/4	J&RC-9226/4
TARANTO	580008	JC18350/4	J&RC-9329/4
TARANTO	581008	JC18695/4	J&RC-9127/4
TARANTO	810108	JC76540/3	J&RC-1253/3
TARANTO	861608	JC51650/4	J&RC-9335/4
TARANTO	862308	JC51670/4	J&RC-9337/4
TARANTO	862508	JC51680/4	J&RC-9338/4
TARANTO	870007	JC21380/4	J&RC-2304/4
TARANTO	870107	JC21380/6	J&RC-2304/6
TARANTO	870207	JC21260/6	J&RC-9168/6
TARANTO	900805	JC72000/4	J&RC-9086/4
TARANTO	910100	JM72010/4 C/RET.	J&RMR-9322/4 C/RET.
TARANTO	910107	JC72010/4	J&RC-9322/4
TARANTO	922308	JC63060/4	J&RC-9317/4
TARANTO	923308	JC63050/4	J&RC-9316/4
TARANTO	960548	JC11820/4	J&RC-1235/4
TARANTO	960549	JC11820/6	J&RC-1235/6
TARANTO	200800-R	JM14010/4 C/RET.	J&RMR-1147/4 C/RET.
TARANTO	220300-R	JM70150/4 C/RET.	J&RMR-888/4 C/RET.
TARANTO	220400B	JM70672/4	J&RM-1291/4
TARANTO	220400BR	JM70670/4 C/RET.	J&RMR-1291/4 C/RET.
TARANTO	220600-R	JM70680/4 C/RET.	J&RMR-1479/4 C/RET.
TARANTO	230000-R	JM70880/4 C/RET.	J&RMR-1853/4 C/RET.
TARANTO	230500-R	JM70550/4 C/RET.	J&RMR-2409/4 C/RET.
TARANTO	230600-R	JM70500/4 C/RET.	J&RMR-2343/4 C/RET.
TARANTO	240000-R	JM14220/4 C/RET.	J&RMR-1261/4 C/RET.
TARANTO	240200-R	JM14270/4 C/RET.	J&RMR-1600/4 C/RET.
TARANTO	240300-R	JM14080/4 C/RET.	J&RMR-1260/4 C/RET.
TARANTO	240400-R	JM14180/4 C/RET.	J&RMR-9019/4 C/RET.
TARANTO	240400-R	JM14840/4 C/RET.	J&RMR-9212/4 C/RET.
TARANTO	240900-R	JM14140/4 C/RET.	J&RMR-2141/4 C/RET.
TARANTO	241200-R	JM14165/4 C/RET.	J&RMR-9186/4 C/RET.
TARANTO	241400-R	JM14320/4 C/RET.	J&RMR-2070/4 C/RET.
TARANTO	242200-R	JM14195/4 C/RET.	J&RMR-9124/4 C/RET.
TARANTO	242300-R	JM14185/4 C/RET.	J&RMR-9020/4 C/RET.
TARANTO	250600-R	JM25072/4 C/RET.	J&RMR-1639/4 C/RET.
TARANTO	260300-R	JM25042/4 C/RET.	J&RMR-1829/4 C/RET.
TARANTO	260500-R	JM25110/4 C/RET.	J&RMR-1902/4 C/RET.
TARANTO	260600-R	JM25180/4 C/RET.	J&RMR-1929/4 C/RET.
TARANTO	260700-R	JM25020/4 C/RET.	J&RMR-1638/4 C/RET.
TARANTO	260800-R	JM25160/4 C/RET.	J&RMR-2280/4 C/RET.
TARANTO	260900-R	JM25600/4 C/RET.	J&RM-9016/4 C/RET.
TARANTO	270200-R	JM25210/4 C/RET.	J&RMR-2328/4 C/RET.
TARANTO	280000-R	JM14240/4 C/RET.	J&RMR-1615/4 C/RET.
TARANTO	280300-R	JM57300/4 C/RET.	J&RM-2142/4 C/RET.
TARANTO	290800-R	JM14340/4 C/RET.	J&RMR-9084/4 C/RET.
TARANTO	300700BR	JM59201/4 C/RET.	J&RMR-1632/4 C/RET.
TARANTO	310400-R	JM13600/4 C/RET.	J&RM-2180/4 C/RET.

Descrição do Produto / Radical MAHLE / Radical Metal Leve: Junta do Coletor de Escape / JA / JA ; Junta do Coletor de Admissão / JAA / JAA; Junta do Coletor de Admissão e Escape / JAAE / JAAE; Junta do Carter / JAC / JAC; Junta da Tampa de Válvulas / JAV / JAV; Junta da Válvula Termostática / JAVT / JAVT; Junta do Cabeçote / JC / J&RC; Jogo de Juntas Inferior do Motor / JI / J&RI; Jogo de Juntas do Motor / JM / J&RM; Jogo de Juntas Superior do Motor / JS / J&RS; Jogo de Parafusos do Cabeçote / PF / PF;

* Itens sob Consulta

TABELA DE CONVERSÃO / CROSS REFERENCE

CONVERSÕES		CÓDIGO MAHLE	CÓDIGO METAL LEVE
FABRICANTE	CÓDIGO		
TARANTO	310500-R	JM13600/6 C/RET.	J&RM-2180/6 C/RET.
TARANTO	310600-R	JM59100/4 C/RET.	J&RM-1052/4 C/RET.
TARANTO	310700-R	JM59490/4 C/RET.	J&RMR-2092/4 C/RET.
TARANTO	320400-R	JM13250/4 C/RET.	J&RM-1076/4 C/RET.
TARANTO	320800-R	JM13000/3 C/RET.	J&RM-910/3 C/RET.
TARANTO	330400-R	JM13930/4 C/RET.	J&RM-2104/4 C/RET.
TARANTO	330500-R	JM13510/4 C/RET.	J&RM-2301/4 C/RET.
TARANTO	330600-R	JM13500/6 C/RET.	J&RM-2157/6 C/RET.
TARANTO	330700-R	JM13910/6 C/RET.	J&RM-2387/6 C/RET.
TARANTO	330800-R	JM13600/3 C/RET.	J&RM-2180/3 C/RET.
TARANTO	350100-R	JM48100/4-98,5mm C/RET.	J&RM-1049/4-98,5mm C/RET.
TARANTO	350100-R-100	JM48100/4-100,0mm C/RET.	J&RM-1049/4-100,0mm C/RET.
TARANTO	350300BR	JM48100/6-98,5mm C/RET.	J&RM-1049/6-98,5mm C/RET.
TARANTO	350300BR-100	JM48100/6-100,0mm C/RET.	J&RM-1049/6-100,0mm C/RET.
TARANTO	350400BRT	JM48250/6-98,5mm C/RET.	J&RM-995/6-98,5mm C/RET.
TARANTO	350400BRT100	JM48250/6-100,0mm C/RET.	J&RM-995/6-100,0mm C/RET.
TARANTO	350405-100	JC48350/6-100,0mm	J&RC-1049/6-100mm
TARANTO	350495BI-100	JS48350/6-100,0mm	J&RS-9041/6-100,0mm
TARANTO	350600-R	JM48600/5 C/RET.	J&RM-900/5 C/RET.
TARANTO	350607-1	JC48600/1	J&RC-900/1
TARANTO	350607-2	JC48600/2	J&RC-900/2
TARANTO	350607-3	JC48600/3	J&RC-900/3
TARANTO	350800-R	JM48410/4-98,5mm C/RET.	J&RM-1807/4-98,5mm C/RET.
TARANTO	350800-R-100	JM48410/4-100,0mm C/RET.	J&RM-1807/4-100,0mm C/RET.
TARANTO	350805-100	JC48510/4-100,0mm	J&RC-1475/4-100,0mm
TARANTO	350900BRT	JM48510/6-98,5mm C/RET.	J&RM-1475/6-98,5mm C/RET.
TARANTO	350900BRT100	JM48510/6-100,0mm C/RET.	J&RM-1475/6-100,0mm C/RET.
TARANTO	350995BI-100	JS48510/6-100,0mm	J&RS-1475/6-100mm
TARANTO	351000-R	JM48980/4 C/RET.	J&RM-9088/4 C/RET.
TARANTO	360000-R	JM48940/5 C/RET.	J&RM-2095/5 C/RET.
TARANTO	360300-R	JM48940/6 C/RET.	J&RM-2095/6 C/RET.
TARANTO	360400-R	JM48600/6 C/RET.	J&RM-900/6 C/RET.
TARANTO	400400BR	JM57282/6 C/RET.	J&RM-9026/6 C/RET.
TARANTO	401000-R	JM57240/4 C/RET.	J&RM-1338/4 C/RET.
TARANTO	401100-R	JM57430/4 C/RET.	J&RM-2257/4 C/RET.
TARANTO	410500BR/7	JM57120/4 C/RET.	J&RM-887/4 C/RET.
TARANTO	410700BR/7	JM57220/4 C/RET.	J&RM-988/4 C/RET.
TARANTO	410900-R	JM57600/6 C/RET.	J&RM-933/6 C/RET.
TARANTO	420000-R	JM57700/6 C/RET.	J&RM-934/6 C/RET.
TARANTO	420200BR/7	JM57340/4 C/RET.	J&RM-9241/4 C/RET.
TARANTO	420400BR/7	JM57100/3 C/RET.	J&RM-1178/3 C/RET.
TARANTO	422000-R	JM57270/3 C/RET.	J&RM-9240/3 C/RET.
TARANTO	430007-3M	JC57850/4	J&RC-9059/4
TARANTO	430608-3M	JC57750/4	J&RC-9125/4
TARANTO	440000-R	JM13000/4 C/RET.	J&RM-910/4 C/RET.
TARANTO	450407-4M	JC44100/4	J&RC-2203/4
TARANTO	460307-3M	JC44200/4	J&RC-2377/4
TARANTO	550600-R	JM18220/4 C/RET.	J&RMR-9330/4 C/RET.
TARANTO	560007-3M	JC18860/4	J&RC-9161/4
TARANTO	570200-R	JM18400/4 C/RET.	J&RMR-9327/4 C/RET.
TARANTO	570400-R	JM18530/4 C/RET.	J&RMR-9328/4 C/RET.
TARANTO	580000-R	JM18350/4 C/RET.	J&RMR-9329/4 C/RET.
TARANTO	581000 MLS	JM18695/4	J&RM-9127/4
TARANTO	581000-R MLS	JM18695/4 C/RET.	J&RMR-9127/4 C/RET.
TARANTO	861600-R	JM51650/4 C/RET.	J&RMR-9335/4 C/RET.
TARANTO	862300-R	JS51670/4 C/RET.	J&RS-9337/4 C/RET.
TARANTO	870094-R	JI21380/4 C/RET.	J&RI-2304/4 C/RET.
TARANTO	870095-R	JS21380/4 C/RET.	J&RS-2304/4 C/RET.
TARANTO	870194-R	JI21380/6 C/RET.	J&RI-2304/6 C/RET.
TARANTO	870195-R	JS21380/6 C/RET.	J&RS-2304/6 C/RET.
TARANTO	870294-R	JI21260/6 C/RET.	J&RI-9168/6 C/RET.
TARANTO	870295-R	JS21260/6 C/RET.	J&RS-9168/6 C/RET.
TARANTO	900800-R	JM72000/4 C/RET.	J&RMR-9086/4 C/RET.
TARANTO	910500-R	JM195010/4 C/RET.	J&RMR-9115/4 C/RET.
TARANTO	923300-R	JM63050/4 C/RET.	J&RMR-9316/4 C/RET.
TARANTO	970400-R	JM195340/4 C/RET.	J&RMR-9283/4 C/RET.
VALFLEX	56257	-	J&RM-9171/1 C/RET.
VALFLEX	56348	-	J&RM-9023/1 C/RET.

Descrição do Produto / Radical MAHLE / Radical Metal Leve: Junta do Coletor de Escape / JA / JA ;
 Junta do Coletor de Admissão / JAA / JAA; Junta do Coletor de Admissão e Escape / JAAE / JAAE;
 Junta do Carter / JAC / JAC; Junta da Tampa de Válvulas / JAV / JAV; Junta da Válvula Termostática / JAVT / JAVT;
 Junta do Cabeçote / JC / J&RC; Jogo de Juntas Inferior do Motor / JI / J&RI; Jogo de Juntas do Motor / JM / J&RM;
 Jogo de Juntas Superior do Motor / JS / J&RS; Jogo de Parafusos do Cabeçote / PF / PF;
 * Itens sob Consulta



CONVERSÕES		CÓDIGO MAHLE	CÓDIGO METAL LEVE
FABRICANTE	CÓDIGO		
VALFLEX	56387	-	J&RM-1366/1 C/RET.
VALFLEX	66146	-	J&RM-9294/1 S/RET.
VALFLEX	66167PH	-	J&RM-9080/1 S/RET.
VICTOR REINZ	3649	JC0080030/4	J&RC-9324/4
VICTOR REINZ	3738	JC0180340/4*	J&RC-9369/4*
VICTOR REINZ	3799	JC0100600/4*	J&RC-9449/4*
VICTOR REINZ	4863	JC1400120/6*	J&RC-9394/6*
VICTOR REINZ	4895	JC0030110/4*	J&RC-9607/4*
VICTOR REINZ	5710	JC0180410/4*	J&RC-9328/4*
VICTOR REINZ	5713	JC1210020/6	J&RC-9529/6
VICTOR REINZ	5737	JC0591300/4	J&RC-9564/4
VICTOR REINZ	5752	JC0030120/4	J&RC-9609/4
VICTOR REINZ	5758	JC0030120/4	J&RC-9609/4
VICTOR REINZ	5759	JC0080100/4*	J&RC-9545/4*
VICTOR REINZ	5765	JC0100580/6*	J&RC-9444/6*
VICTOR REINZ	5774	JC0510790/4*	J&RC-9501/4*
VICTOR REINZ	5806	JC0632100/6*	J&RC-9579/6*
VICTOR REINZ	5807	JC0632100/6*	J&RC-9579/6*
VICTOR REINZ	5825	JC0510790/4*	J&RC-9501/4*
VICTOR REINZ	5826	JC0030120/4	J&RC-9609/4
VICTOR REINZ	5866	JC0080020/4*	J&RC-9323/4*
VICTOR REINZ	5874	JC0141030/3*	J&RC-9413/3*
VICTOR REINZ	5875	JC0100560/4*	J&RC-9440/4*
VICTOR REINZ	5887	JC0591201/6*	J&RC-9542/6*
VICTOR REINZ	5888	JC0591200/6*	J&RC-9541/6*
VICTOR REINZ	5905	JC2250000/4*	J&RC-9551/4*
VICTOR REINZ	01-24110-01	JM0480330/4*	J&RM-9214/4*
VICTOR REINZ	01-24110-03	JM0480330/4*	J&RM-9214/4*
VICTOR REINZ	01-25225-04	JM0480870/4*	J&RM-9560/4*
VICTOR REINZ	01-25415-02	JM0440320/4*	J&RM-9470/4*
VICTOR REINZ	01-25415-03	JM0440320/4*	J&RM-9470/4*
VICTOR REINZ	01-25415-04	JM0440320/4*	J&RM-9470/4*
VICTOR REINZ	01-26520-01	JM0180410/4*	J&RM-9328/4*
VICTOR REINZ	01-28805-01	JM1980220/6*	J&RM-9430/6*
VICTOR REINZ	01-28975-02	JM0481050/6*	J&RM-9582/6*
VICTOR REINZ	01-31398-01	JM0440710/4* S/ JUNTA CABEÇOTE	J&RM-9464/4* S/ JUNTA CABEÇOTE
VICTOR REINZ	01-33090-02	JM0030140/4*	J&RM-9613/4*
VICTOR REINZ	01-33951-02	JM0010110/4* S/ JUNTA CABEÇOTE	J&RM-9360/4* S/ JUNTA CABEÇOTE
VICTOR REINZ	01-33951-03	JM0440020/4 S/ JUNTA CABEÇOTE	J&RM-9358/4 S/ JUNTA CABEÇOTE
VICTOR REINZ	01-33951-06	JM0012400/4* S/ JUNTA CABEÇOTE	J&RM-9630/4* S/ JUNTA CABEÇOTE
VICTOR REINZ	01-33956-02	JM0010050/4 S/ JUNTA CABEÇOTE	J&RM-9183/4 S/ JUNTA CABEÇOTE
VICTOR REINZ	01-34398-01	JM0440360/4* S/ JUNTA CABEÇOTE	J&RM-9453/4* S/ JUNTA CABEÇOTE
VICTOR REINZ	01-35565-01	JM0440810/4*	J&RM-9480/4*
VICTOR REINZ	01-35590-01	JM0251200/4*	J&RM-9452/4*
VICTOR REINZ	01-35595-01	JM0250900/4*	J&RM-9479/4*
VICTOR REINZ	01-35600-01	JM0252100/4	J&RM-9534/4
VICTOR REINZ	01-35600-03	JM1980270/4*	J&RM-9426/4*
VICTOR REINZ	01-35615-01	JM0251600/5	J&RM-9493/5
VICTOR REINZ	01-35615-01	JM0251800/5*	J&RM-9524/5*
VICTOR REINZ	01-35740-01	JM1980300/4*	J&RM-9428/4*
VICTOR REINZ	01-35740-02	JM1980020/4*	J&RM-9427/4*
VICTOR REINZ	01-52230-01	JM0100590/4*	J&RM-9446/4*
VICTOR REINZ	01-52230-03	JM0100590/4*	J&RM-9446/4*
VICTOR REINZ	01-52330-01	JM0141100/4*	J&RM-9623/4*
VICTOR REINZ	01-52330-02	JM0141100/4*	J&RM-9623/4*
VICTOR REINZ	01-52330-03	JM0141100/4*	J&RM-9623/4*
VICTOR REINZ	01-52480-01	JM0100560/4*	J&RM-9440/4*
VICTOR REINZ	01-52605-01	JM0632300/4*	J&RM-9587/4*
VICTOR REINZ	01-52670-01	JM2020000/4	J&RM-9441/4
VICTOR REINZ	01-52693-01	JM0100580/6*	J&RM-9444/6*
VICTOR REINZ	01-52750-01	JM0630010/4 S/ JUNTA CABEÇOTE	J&RM-9101/4 S/ JUNTA CABEÇOTE
VICTOR REINZ	01-52750-02	JM0631200/4* S/ JUNTA CABEÇOTE	J&RM-9567/4* S/ JUNTA CABEÇOTE
VICTOR REINZ	01-52763-01	JM0591340/4* S/ JUNTA CABEÇOTE	J&RM-9599/4* S/ JUNTA CABEÇOTE
VICTOR REINZ	01-52785-01	JM0100650/4*	J&RM-9461/4*
VICTOR REINZ	01-52850-01	JM0631500/4*	J&RM-9570/4*
VICTOR REINZ	01-52855-01	JM0631300/4*	J&RM-9568/4*
VICTOR REINZ	01-52875-07	JM2020100/4*	J&RM-9443/4*
VICTOR REINZ	01-52885-01	JM2020000/4	J&RM-9441/4

Descrição do Produto / Radical MAHLE / Radical Metal Leve: Junta do Coletor de Escape / JA / JA ; Junta do Coletor de Admissão / JAA / JAA; Junta do Coletor de Admissão e Escape / JAAE / JAAE; Junta do Carter / JAC / JAC; Junta da Tampa de Válvulas / JAV / JAV; Junta da Válvula Termostática / JAVT / JAVT; Junta do Cabeçote / JC / J&RC; Jogo de Juntas Inferior do Motor / JI / J&RI; Jogo de Juntas do Motor / JM / J&RM; Jogo de Juntas Superior do Motor / JS / J&RS; Jogo de Parafusos do Cabeçote / PF / PF;

* Itens sob Consulta

TABELA DE CONVERSÃO / CROSS REFERENCE

MAHLE

CONVERSÕES		CÓDIGO MAHLE	CÓDIGO METAL LEVE
FABRICANTE	CÓDIGO		
VICTOR REINZ	01-52898-01	JM1950435/4* S/ JUNTA CABEÇOTE	J&RM-9628/4* S/ JUNTA CABEÇOTE
VICTOR REINZ	01-52988-01	JM0630720/4* S/ JUNTA CABEÇOTE	J&RM-9321/4* S/ JUNTA CABEÇOTE
VICTOR REINZ	01-53025-01	JM0080200/4*	J&RM-9550/4*
VICTOR REINZ	01-53065-01	JM0591400/4*	J&RM-9570/4*
VICTOR REINZ	01-53125-01	JM0591190/4*	J&RM-9538/4*
VICTOR REINZ	02-13063-02	JS0701150/5 S/ JUNTA CABEÇOTE	J&RS-9392/5 S/ JUNTA CABEÇOTE
VICTOR REINZ	02-23925-01	JS0180430/4*	J&RS-9465/4*
VICTOR REINZ	02-24110-01	JS0480330/4*	J&RS-9214/4*
VICTOR REINZ	02-24110-04	JS0480330/4*	J&RS-9214/4*
VICTOR REINZ	02-24110-05	JS0480330/4*	J&RS-9214/4*
VICTOR REINZ	02-24675-07	JS0140380/6*	J&RS-9471/6*
VICTOR REINZ	02-24675-08	JS0140380/6*	J&RS-9471/6*
VICTOR REINZ	02-24675-12	JS0140380/6*	J&RS-9471/6*
VICTOR REINZ	02-25295-03	JS0180340/4*	J&RS-9369/4*
VICTOR REINZ	02-25295-09	JS0180340/4*	J&RS-9369/4*
VICTOR REINZ	02-25415-05	JS0440810/4*	J&RS-9480/4*
VICTOR REINZ	02-25415-05	JS0440860/4*	J&RS-9492/4*
VICTOR REINZ	02-25745-22	JS0701110/4	J&RS-9386/4
VICTOR REINZ	02-25942-01	JS0440200/4* S/ JUNTA CABEÇOTE	J&RS-2377/4* S/ JUNTA CABEÇOTE
VICTOR REINZ	02-25942-02	JS0440200/4* S/ JUNTA CABEÇOTE	J&RS-2377/4* S/ JUNTA CABEÇOTE
VICTOR REINZ	02-25942-03	JS0440200/4* S/ JUNTA CABEÇOTE	J&RS-2377/4* S/ JUNTA CABEÇOTE
VICTOR REINZ	02-25942-04	JS0440200/4* S/ JUNTA CABEÇOTE	J&RS-2377/4* S/ JUNTA CABEÇOTE
VICTOR REINZ	02-26237-01	JS0440320/4*	J&RS-9470/4*
VICTOR REINZ	02-27215-03	JS1400190/4*	J&RS-9401/4*
VICTOR REINZ	02-27470-01	JS1980220/6*	J&RS-9430/6*
VICTOR REINZ	02-27685-01	JS0180430/4*	J&RS-9465/4*
VICTOR REINZ	02-27685-02	JS0180430/4*	J&RS-9465/4*
VICTOR REINZ	02-27685-03	JS0180430/4*	J&RS-9465/4*
VICTOR REINZ	02-27820-01	JS1400140/6*	J&RS-9396/6*
VICTOR REINZ	02-27820-02	JS1400180/6*	J&RS-9400/6*
VICTOR REINZ	02-28235-01	JS0140300/4*	J&RS-9074/4*
VICTOR REINZ	02-28285-01	JS1980250/4*	J&RS-9425/4*
VICTOR REINZ	02-28485-03	JS1400150/4*	J&RS-9397/4*
VICTOR REINZ	02-28805-01	JS1980220/6*	J&RS-9430/6*
VICTOR REINZ	02-28910-01	JS0440330/4*	J&RS-9485/4*
VICTOR REINZ	02-28980-01	JS0440820/4*	J&RS-9488/4*
VICTOR REINZ	02-28988-01	JS0701150/5 S/ JUNTA CABEÇOTE	J&RS-9392/5 S/ JUNTA CABEÇOTE
VICTOR REINZ	02-28988-02	JS0701150/5 S/ JUNTA CABEÇOTE	J&RS-9392/5 S/ JUNTA CABEÇOTE
VICTOR REINZ	02-29105-01	JS0481070/4*	J&RS-9631/4*
VICTOR REINZ	02-29105-02	JS0481000/4*	J&RS-9434/4*
VICTOR REINZ	02-29105-04	JS0481000/4*	J&RS-9434/4*
VICTOR REINZ	02-29305-02	JS0700080/4	J&RS-9355/4
VICTOR REINZ	02-29305-06	JS0700080/4	J&RS-9355/4
VICTOR REINZ	02-31025-01	JS0480750/4	J&RS-9563/4
VICTOR REINZ	02-31130-01	JS0481060/4	J&RS-9585/4
VICTOR REINZ	02-31130-02	JS0480720/4	J&RS-9565/4
VICTOR REINZ	02-31146-01	JS0440760/4*	J&RS-9477/4*
VICTOR REINZ	02-31146-02	JS0440330/4*	J&RS-9485/4*
VICTOR REINZ	02-31146-02	JS0440720/4*	J&RS-9466/4*
VICTOR REINZ	02-31195-01	JS0440910/4	J&RS-9510/4
VICTOR REINZ	02-31200-01	JS0440060/4	J&RS-9270/4
VICTOR REINZ	02-31240-01	JS1400220/4*	J&RS-9404/4*
VICTOR REINZ	02-31280-01	JS0700140/4	J&RS-9356/4
VICTOR REINZ	02-31280-01	JS0701190/4*	J&RS-9601/4*
VICTOR REINZ	02-31280-04	JS0700140/4	J&RS-9356/4
VICTOR REINZ	02-31280-04	JS0701190/4*	J&RS-9601/4*
VICTOR REINZ	02-31555-01	JS0480880/4*	J&RS-9198/4*
VICTOR REINZ	02-31595-01	JS0440720/4*	J&RS-9466/4*
VICTOR REINZ	02-31595-01	JS0440820/4*	J&RS-9488/4*
VICTOR REINZ	02-31655-01	JS0180300/4	J&RS-9367/4
VICTOR REINZ	02-31675-01	JS0180100/4	J&RS-9226/4
VICTOR REINZ	02-31805-01	JS0180100/4	J&RS-9452/4*
VICTOR REINZ	02-31821-02	JS0180100/4	J&RS-9405/4
VICTOR REINZ	02-31850-01	JS0180100/4	J&RS-9481/4
VICTOR REINZ	02-31875-02	JS0180100/4	J&RS-9389/6*
VICTOR REINZ	02-31940-01	JS0180100/4	J&RS-9403/6*
VICTOR REINZ	02-31940-02	JS1400260/6*	J&RS-9410/6*
VICTOR REINZ	02-31955-01	JS0701130/4*	J&RS-9388/4*

Descrição do Produto / Radical MAHLE / Radical Metal Leve: Junta do Coletor de Escape / JA / JA ;
 Junta do Coletor de Admissão / JAA / JAA; Junta do Coletor de Admissão e Escape / JAAE / JAAE;
 Junta do Carter / JAC / JAC; Junta da Tampa de Válvulas / JAV / JAV; Junta da Válvula Termostática / JAVT / JAVT;
 Junta do Cabeçote / JC / J&RC; Jogo de Juntas Inferior do Motor / JI / J&RI; Jogo de Juntas do Motor / JM / J&RM;
 Jogo de Juntas Superior do Motor / JS / J&RS; Jogo de Parafusos do Cabeçote / PF / PF;
 * Itens sob Consulta



CONVERSÕES		CÓDIGO MAHLE	CÓDIGO METAL LEVE
FABRICANTE	CÓDIGO		
VICTOR REINZ	02-31955-02	JS0701060/4	J&RS-9381/4
VICTOR REINZ	02-31955-03	JS0701070/4*	J&RS-9382/4*
VICTOR REINZ	02-33040-01	JS0591050/4*	J&RS-9433/4*
VICTOR REINZ	02-33040-02	JS0591070/4*	J&RS-9436/4*
VICTOR REINZ	02-33050-01	JS0591070/4*	J&RS-9436/4*
VICTOR REINZ	02-33396-01	JS1400230/4	J&RS-9405/4
VICTOR REINZ	02-33435-03	JS2710080/5*	J&RS-9522/5*
VICTOR REINZ	02-33440-01	JS0181070/4*	J&RS-9618/4*
VICTOR REINZ	02-33440-02	JS0181070/4*	J&RS-9618/4*
VICTOR REINZ	02-33445-01	JS0180420/4*	J&RS-9371/4*
VICTOR REINZ	02-33585-01	JS0181080/4*	J&RS-9619/4*
VICTOR REINZ	02-33585-02	JS0180210/4*	J&RS-9326/4*
VICTOR REINZ	02-33595-01	JS0181030/4*	J&RS-9615/4*
VICTOR REINZ	02-33600-01	JS0180530/4	J&RS-9328/4
VICTOR REINZ	02-33650-01	JS0440040/4*	J&RS-9467/4*
VICTOR REINZ	02-33650-02	JS0440740/4*	J&RS-9478/4*
VICTOR REINZ	02-33650-03	JS0440740/4*	J&RS-9478/4*
VICTOR REINZ	02-33650-05	JS0440840/4	J&RS-9490/4
VICTOR REINZ	02-33650-05	JS0440865/4*	J&RS-9391/4*
VICTOR REINZ	02-33650-06	JS0440840/4	J&RS-9490/4
VICTOR REINZ	02-33650-06	JS0440865/4*	J&RS-9391/4*
VICTOR REINZ	02-33680-01	JS0180400/4	J&RS-9327/4
VICTOR REINZ	02-33740-01	JS0180695/4	J&RS-9127/4
VICTOR REINZ	02-33951-02	JS0012400/4* S/ JUNTA CABEÇOTE	J&RS-9536/4* S/ JUNTA CABEÇOTE
VICTOR REINZ	02-33956-01	JS0010050/4* S/ JUNTA CABEÇOTE	J&RS-9183/4* S/ JUNTA CABEÇOTE
VICTOR REINZ	02-34140-02	JS0701180/4	J&RS-9597/4
VICTOR REINZ	02-34140-03	JS0701180/4	J&RS-9597/4
VICTOR REINZ	02-34305-01	JS0590190/4*	J&RS-9361/4*
VICTOR REINZ	02-34305-02	JS0590190/4*	J&RS-9361/4*
VICTOR REINZ	02-34398-01	JS0440360/4* S/ JUNTA CABEÇOTE	J&RS-9453/4* S/ JUNTA CABEÇOTE
VICTOR REINZ	02-34398-01	JS0440710/4* S/ JUNTA CABEÇOTE	J&RS-9464/4* S/ JUNTA CABEÇOTE
VICTOR REINZ	02-35040-01	JS0440350/4*	J&RS-9482/4*
VICTOR REINZ	02-35040-01	JS0440890/4	J&RS-9508/4
VICTOR REINZ	02-35040-02	JS0440350/4*	J&RS-9482/4*
VICTOR REINZ	02-35040-02	JS0440890/4	J&RS-9508/4
VICTOR REINZ	02-35045-01	JS0660000/4*	J&RS-9359/4*
VICTOR REINZ	02-35050-01	JS0440880/4	J&RS-9507/4
VICTOR REINZ	02-35055-01	JS0440000/4	J&RS-9126/4
VICTOR REINZ	02-35160-01	JS0481020/4*	J&RS-9581/4*
VICTOR REINZ	02-35385-03	JS1210030/4*	J&RS-9531/4*
VICTOR REINZ	02-35390-02	JS1210020/6*	J&RS-9529/6*
VICTOR REINZ	02-35590-01	JS0251200/4*	J&RS-9452/4*
VICTOR REINZ	02-35600-01	JS0251700/4	J&RS-1700/4
VICTOR REINZ	02-35600-02	JS1980270/4*	J&RS-9426/4*
VICTOR REINZ	02-35600-03	JS1980310/4*	J&RS-9422/4*
VICTOR REINZ	02-35615-01	JS0251600/5	J&RS-9493/5
VICTOR REINZ	02-52252-01	JS1950010/4 S/ JUNTA CABEÇOTE	J&RS-9115/4 S/ JUNTA CABEÇOTE
VICTOR REINZ	02-52355-02	JS0510620/4*	J&RS-9332/4*
VICTOR REINZ	02-52472-02	JS2080000/4	J&RS-9502/4
VICTOR REINZ	02-52670-01	JS2020000/4*	J&RS-9441/4*
VICTOR REINZ	02-52680-01	JS0510620/4*	J&RS-9332/4*
VICTOR REINZ	02-52685-01	JS0510640/4*	J&RS-9334/4*
VICTOR REINZ	02-52693-01	JS0100580/6*	J&RS-9444/6*
VICTOR REINZ	02-52750-01	JS0630010/4 S/ JUNTA CABEÇOTE	J&RS-9101/4 S/ JUNTA CABEÇOTE
VICTOR REINZ	02-52763-01	JS0591340/4* S/ JUNTA CABEÇOTE	J&RS-9599/4* S/ JUNTA CABEÇOTE
VICTOR REINZ	02-52785-01	JS0100650/4*	J&RS-9461/4*
VICTOR REINZ	02-52855-01	JS0631300/4	J&RS-9568/4
VICTOR REINZ	02-52870-01	JS0631600/4*	J&RS-9571/4*
VICTOR REINZ	02-52870-03	JS0631600/4*	J&RS-9571/4*
VICTOR REINZ	02-52875-07	JS2020200/4*	J&RS-9445/4*
VICTOR REINZ	02-52898-01	JS0100660/4*	J&RS-9462/4*
VICTOR REINZ	02-52910-01	JS0590610/4*	J&RS-9553/4*
VICTOR REINZ	02-52935-01	JS0631900/4*	J&RS-9575/4*
VICTOR REINZ	02-52950-01	JS0100660/4*	J&RS-9462/4*
VICTOR REINZ	02-52960-01	JS0100560/4*	J&RS-9440/4*
VICTOR REINZ	02-52970-01	JS0100630/4*	J&RS-9459/4*
VICTOR REINZ	02-52988-01	JS0630720/4* S/ JUNTA CABEÇOTE	J&RS-9321/4* S/ JUNTA CABEÇOTE
VICTOR REINZ	02-52995-01	JS2250100/4*	J&RS-9554/4*

Descrição do Produto / Radical MAHLE / Radical Metal Leve: Junta do Coletor de Escape / JA / JA ; Junta do Coletor de Admissão / JAA / JAA; Junta do Coletor de Admissão e Escape / JAAE / JAAE; Junta do Carter / JAC / JAC; Junta da Tampa de Válvulas / JAV / JAV; Junta da Válvula Termostática / JAVT / JAVT; Junta do Cabeçote / JC / J&RC; Jogo de Juntas Inferior do Motor / JI / J&RI; Jogo de Juntas do Motor / JM / J&RM; Jogo de Juntas Superior do Motor / JS / J&RS; Jogo de Parafusos do Cabeçote / PF / PF;

* Itens sob Consulta

TABELA DE CONVERSÃO / CROSS REFERENCE

MAHLE

CONVERSÕES		CÓDIGO MAHLE	CÓDIGO METAL LEVE
FABRICANTE	CÓDIGO		
VICTOR REINZ	02-53000-01	JS2250000/4*	J&RS-9551/4*
VICTOR REINZ	02-53005-01	JS0141030/3*	J&RS-9413/3*
VICTOR REINZ	02-53010-01	JS0080030/4*	J&RS-9324/4*
VICTOR REINZ	02-53095-01	JS0631700/4*	J&RS-9572/4*
VICTOR REINZ	02-53147-02	JS0630100/4* S/ JUNTA CABEÇOTE	J&RS-9373/4* S/ JUNTA CABEÇOTE
VICTOR REINZ	02-53205-01	JS0141050/4	J&RS-9415/4
VICTOR REINZ	02-53345-01	JS2080030/4*	J&RS-9505/4*
VICTOR REINZ	02-53448-01	JS0141080/4* S/ JUNTA CABEÇOTE	J&RS-9614/4* S/ JUNTA CABEÇOTE
VICTOR REINZ	08-35386-01	J10480750/4*	J&RI-9576/4*
VICTOR REINZ	11-35242-01	JAA0180693/4* JUNTA ADMISSÃO	JAA9268/4* JUNTA ADMISSÃO
VICTOR REINZ	14-32002-02	PF1400050*	PF1400050*
VICTOR REINZ	14-32018-01	PF0590021*	PF0590021*
VICTOR REINZ	14-32028-02	PF0480053*	PF0480053*
VICTOR REINZ	14-32031-01	PF0480044*	PF0480044*
VICTOR REINZ	14-32031-02	PF0480030*	PF0480030*
VICTOR REINZ	14-32039-02	PF0140055*	PF0140055*
VICTOR REINZ	14-32047-01	PF0700004*	PF0700004*
VICTOR REINZ	14-32052-01	PF0700069*	PF0700069*
VICTOR REINZ	14-32054-01	PF0700051*	PF0700051*
VICTOR REINZ	14-32075-01	PF0440013*	PF0440013*
VICTOR REINZ	14-32077-01	PF0440012*	PF0440012*
VICTOR REINZ	14-32079-01	PF0440008*	PF0440008*
VICTOR REINZ	14-32079-01	PF0440089*	PF0440089*
VICTOR REINZ	14-32081-01	PF0440011*	PF0440011*
VICTOR REINZ	14-32089-01	PF0180038*	PF0180038*
VICTOR REINZ	14-32093-01	PF0250006*	PF0250006*
VICTOR REINZ	14-32096-01	PF0010017*	PF0010017*
VICTOR REINZ	14-32101-01	PF1400050*	PF1400050*
VICTOR REINZ	14-32101-01	PF1400100*	PF1400100*
VICTOR REINZ	14-32103-01	PF0140070*	PF0140070*
VICTOR REINZ	14-32120-01	PF0700093*	PF0700093*
VICTOR REINZ	14-32124-01	PF0700077*	PF0700077*
VICTOR REINZ	14-32124-01	PF0700094*	PF0700094*
VICTOR REINZ	14-32126-01	PF0700076*	PF0700076*
VICTOR REINZ	14-32139-01	PF0440014*	PF0440014*
VICTOR REINZ	14-32148-01	PF0440047*	PF0440047*
VICTOR REINZ	14-32152-01	PF2710066*	PF2710066*
VICTOR REINZ	14-32153-01	PF0180037*	PF0180037*
VICTOR REINZ	14-32157-01	PF0180034*	PF0180034*
VICTOR REINZ	14-32162-01	PF0180039*	PF0180039*
VICTOR REINZ	14-32184-01	PF0590065*	PF0590065*
VICTOR REINZ	14-32220-01	PF1980072*	PF1980072*
VICTOR REINZ	14-32220-02	PF0250073*	PF0250073*
VICTOR REINZ	14-35731-01	PF0250018*	PF0250018*
VICTOR REINZ	14-35733-01	PF0440011*	PF0440011*
VICTOR REINZ	14-35734-01	PF0250071*	PF0250071*
VICTOR REINZ	14-35737-01	PF0250046*	PF0250046*
VICTOR REINZ	14-55037-01	PF0630068*	PF0630068*
VICTOR REINZ	15-28484-01	JAV1400150/4* JUNTA TAMPA VÁLVULA	JAV9397/4* JUNTA TAMPA VÁLVULA
VICTOR REINZ	15-29497-01	JAV0481050/6* JUNTA TAMPA VÁLVULA	JAV9582/6* JUNTA TAMPA VÁLVULA
VICTOR REINZ	15-31036-01	JAV1400210/6* JUNTA TAMPA VÁLVULA	JAV9403/6* JUNTA TAMPA VÁLVULA
VICTOR REINZ	15-31146-01	JS0440910/4	J&RS-9510/4
VICTOR REINZ	15-31401-00	JAV1400140/6* JUNTA TAMPA VÁLVULA	JAV9396/6* JUNTA TAMPA VÁLVULA
VICTOR REINZ	15-31401-01	JAV1400140/6* JUNTA TAMPA VÁLVULA	JAV9396/6* JUNTA TAMPA VÁLVULA
VICTOR REINZ	15-31798-01	JAV0701140/6* JUNTA TAMPA VÁLVULA	JAV9389/6* JUNTA TAMPA VÁLVULA
VICTOR REINZ	15-31946-01	JAV0701060/4* JUNTA TAMPA VÁLVULA	JAV9381/4* JUNTA TAMPA VÁLVULA
VICTOR REINZ	15-33077-01	JAV1400100/4* JUNTA TAMPA VÁLVULA	JAV9407/4* JUNTA TAMPA VÁLVULA
VICTOR REINZ	15-35538-01	JAV0591320/4* JUNTA TAMPA VÁLVULA	JAV9586/4* JUNTA TAMPA VÁLVULA
VICTOR REINZ	15-36563-01	JAV0590740/4* JUNTA TAMPA VÁLVULA	JAV9362/4* JUNTA TAMPA VÁLVULA
VICTOR REINZ	15-52244-01	JAV1950010/4* JUNTA TAMPA VÁLVULA	JAV9115/4* JUNTA TAMPA VÁLVULA
VICTOR REINZ	15-52664-01	JAV0510760/4* JUNTA TAMPA VÁLVULA	JAV9498/4* JUNTA TAMPA VÁLVULA
VICTOR REINZ	15-52809-01	JAV0631600/4* JUNTA TAMPA VÁLVULA	JAV9571/4* JUNTA TAMPA VÁLVULA
VICTOR REINZ	15-53108-01	JAV0141070/4* JUNTA TAMPA VÁLVULA	JAV9418/4* JUNTA TAMPA VÁLVULA
VICTOR REINZ	15-53456-01	JAV0950000/5* JUNTA TAMPA VÁLVULA	JAV9622/5* JUNTA TAMPA VÁLVULA
VICTOR REINZ	21-30171-00	JC0480964/1*	J&RC-9272/1*
VICTOR REINZ	60-28235-10	JC0140300/4*	J&RC-9074/4*
VICTOR REINZ	60-31040-00	JC0640130/4*	J&RC-9546/4*
VICTOR REINZ	60-31045-00	JC0640140/4	J&RC-9547/4

Descrição do Produto / Radical MAHLE / Radical Metal Leve: Junta do Coletor de Escape / JA / JA ;
 Junta do Coletor de Admissão / JAA / JAA; Junta do Coletor de Admissão e Escape / JAAE / JAAE;
 Junta do Câter / JAC / JAC; Junta da Tampa de Válvulas / JAV / JAV; Junta da Válvula Termostática / JAVT / JAVT;
 Junta do Cabeçote / JC / J&RC; Jogo de Juntas Inferior do Motor / JI / J&RI; Jogo de Juntas do Motor / JM / J&RM;
 Jogo de Juntas Superior do Motor / JS / J&RS; Jogo de Parafusos do Cabeçote / PF / PF;
 * Itens sob Consulta



© MAHLE 2019/2020 | 509

CONVERSÕES		CÓDIGO MAHLE	CÓDIGO METAL LEVE
FABRICANTE	CÓDIGO		
VICTOR REINZ	61-23115-20	JC0140380/6*	J&RC-9471/6*
VICTOR REINZ	61-24110-10	JC0480330/4*	J&RC-9214/4*
VICTOR REINZ	61-24110-30	JC0480330/4*	J&RC-9214/4*
VICTOR REINZ	61-24110-40	JC0480330/4*	J&RC-9214/4*
VICTOR REINZ	61-24675-00	JC0140380/6*	J&RC-9471/6*
VICTOR REINZ	61-24675-10	JC0140380/6*	J&RC-9471/6*
VICTOR REINZ	61-24675-20	JC0140380/6*	J&RC-9471/6*
VICTOR REINZ	61-25230-10	JC0480340/4*	J&RC-9558/4*
VICTOR REINZ	61-25230-20	JC0480340/4*	J&RC-9558/4*
VICTOR REINZ	61-25230-30	JC0480340/4*	J&RC-9558/4*
VICTOR REINZ	61-25230-40	JC0480340/4*	J&RC-9558/4*
VICTOR REINZ	61-25295-10	JC0180340/4*	J&RC-9369/4*
VICTOR REINZ	61-25295-20	JC0180340/4*	J&RC-9369/4*
VICTOR REINZ	61-25415-10	JC0440320/4*	J&RC-9470/4*
VICTOR REINZ	61-25415-20	JC0440320/4*	J&RC-9470/4*
VICTOR REINZ	61-25415-30	JC0440320/4*	J&RC-9470/4*
VICTOR REINZ	61-26520-00	JC0180410/4*	J&RC-9328/4*
VICTOR REINZ	61-26520-10	JC0180410/4*	J&RC-9328/4*
VICTOR REINZ	61-27340-10	JC1400120/6*	J&RC-9394/6*
VICTOR REINZ	61-27470-00	JC1980201/4*	J&RC-9626/4*
VICTOR REINZ	61-27470-10	JC1980201/4*	J&RC-9626/4*
VICTOR REINZ	61-27475-00	JC1980200/4*	J&RC-9625/4*
VICTOR REINZ	61-27475-10	JC1980200/4*	J&RC-9625/4*
VICTOR REINZ	61-27545-20	JC1400135/6* 1,64	J&RC-9629/6* 1,64
VICTOR REINZ	61-27550-20	JC1400130/6* 1,64	J&RC-9395/6* 1,64
VICTOR REINZ	61-27820-00	JC1400140/6*	J&RC-9396/6*
VICTOR REINZ	61-27820-10	JC1400140/6*	J&RC-9396/6*
VICTOR REINZ	61-28235-10	JC0140300/4*	J&RC-9074/4*
VICTOR REINZ	61-28805-00	JC1980221/6*	J&RC-9431/6*
VICTOR REINZ	61-28810-00	JC1980220/6*	J&RC-9430/6*
VICTOR REINZ	61-28980-00	JC0440820/4*	J&RC-9488/4*
VICTOR REINZ	61-29105-00	JC0481000/4*	J&RC-9434/4*
VICTOR REINZ	61-29110-00	JC0591330/4*	J&RC-9593/4*
VICTOR REINZ	61-29305-00	JC0700080/4	J&RC-9355/4
VICTOR REINZ	61-29315-00	JC1400135/6* 1,64	J&RC-9629/6* 1,64
VICTOR REINZ	61-29320-00	JC1400130/6* 1,64	J&RC-9395/6* 1,64
VICTOR REINZ	61-31040-00	JC0640130/4*	J&RC-9546/4*
VICTOR REINZ	61-31045-00	JC0640140/4	J&RC-9547/4
VICTOR REINZ	61-31070-00	JC1400140/6*	J&RC-9396/6*
VICTOR REINZ	61-31080-00	JC0701170/4*	J&RC-9594/4*
VICTOR REINZ	61-31195-00	JC0440760/4* 1,40	J&RC-9477/4* 1,40
VICTOR REINZ	61-31200-00	JC0440910/4*	J&RC-9510/4*
VICTOR REINZ	61-31225-50	JC0700040/4* 1,61	J&RC-9624/4* 1,61
VICTOR REINZ	61-31240-00	JC1400220/4*	J&RC-9404/4*
VICTOR REINZ	61-31275-00	JC0591340/4* 1,20	J&RC-9599/4* 1,20
VICTOR REINZ	61-31275-10	JC0591340/4* 1,25	J&RC-9599/4* 1,25
VICTOR REINZ	61-31275-20	JC0591340/4* 1,30	J&RC-9599/4* 1,30
VICTOR REINZ	61-31280-00	JC0700140/4	J&RC-9356/4
VICTOR REINZ	61-31345-00	JC0480750/4*	J&RC-9576/4*
VICTOR REINZ	61-31350-00	JC0701030/6	J&RC-9378/6
VICTOR REINZ	61-31380-00	JC1400170/4*	J&RC-9399/4*
VICTOR REINZ	61-31705-00	JC0701000/4	J&RC-9375/4
VICTOR REINZ	61-31850-10	JC0440770/4*	J&RC-9481/4*
VICTOR REINZ	61-31875-00	JC0701140/6	J&RC-9389/6
VICTOR REINZ	61-31885-00	JC1400160/4*	J&RC-9398/4*
VICTOR REINZ	61-31890-00	JC1400165/4	J&RC-9630/4
VICTOR REINZ	61-31900-00	JC1400160/4*	J&RC-9398/4*
VICTOR REINZ	61-31940-00	JC1400140/6*	J&RC-9396/6*
VICTOR REINZ	61-31940-10	JC1400140/6* 0,30	J&RC-9396/6* 0,30
VICTOR REINZ	61-33065-00	JC0481010/4*	J&RC-9578/4*
VICTOR REINZ	61-33070-00	JC1400100/4*	J&RC-9407/4*
VICTOR REINZ	61-33090-00	JC0030140/4*	J&RC-9613/4*
VICTOR REINZ	61-33440-00	JC0181070/4*	J&RC-9618/4*
VICTOR REINZ	61-33445-00	JC0180420/4*	J&RC-9371/4*
VICTOR REINZ	61-33585-00	JC0180210/4	J&RC-9326/4
VICTOR REINZ	61-33590-00	JC0181040/4*	J&RC-9616/4*
VICTOR REINZ	61-33595-00	JC0181020/4*	J&RC-9615/4*
VICTOR REINZ	61-33610-00	JC0010090/4* 1,70	J&RC-9360/4* 1,70

TABELA DE CONVERSÃO / CROSS REFERENCE

MAHLE

CONVERSÕES		CÓDIGO MAHLE	CÓDIGO METAL LEVE
FABRICANTE	CÓDIGO		
VICTOR REINZ	61-33610-10	JC0010090/4* 1,60	J&RC-9360/4* 1,60
VICTOR REINZ	61-33610-20	JC0010090/4* 1,80	J&RC-9360/4* 1,80
VICTOR REINZ	61-33615-00	JC0100530/6*	J&RC-9436/6*
VICTOR REINZ	61-33630-00	JC1400170/4*	J&RC-9399/4*
VICTOR REINZ	61-33650-00	JC0440040/4	J&RC-9467/4
VICTOR REINZ	61-33660-00	JC0440800/4*	J&RC-9484/4*
VICTOR REINZ	61-33710-00	JC0440330/4*	J&RC-9485/4*
VICTOR REINZ	61-33765-00	JC0591100/4*	J&RC-9450/4*
VICTOR REINZ	61-33950-00	JC0440020/4* 1,30	J&RC-9358/4* 1,30
VICTOR REINZ	61-33950-10	JC0440020/4* 1,40	J&RC-9358/4* 1,40
VICTOR REINZ	61-33950-20	JC0440020/4* 1,50	J&RC-9358/4* 1,50
VICTOR REINZ	61-33955-00	JC0010050/4 1,60	J&RC-9183/4 1,60
VICTOR REINZ	61-33955-10	JC0010050/4 1,70	J&RC-9183/4 1,70
VICTOR REINZ	61-33955-20	JC0010050/4 1,80	J&RC-9183/4 1,80
VICTOR REINZ	61-33965-00	JC0010040/4*	J&RC-1085/4*
VICTOR REINZ	61-34140-00	JC0700110/4	J&RC-9331/4
VICTOR REINZ	61-34340-00	JC0591110/4	J&RC-9165/4
VICTOR REINZ	61-35040-00	JC0440350/4*	J&RC-9482/4*
VICTOR REINZ	61-35045-00	JC0660000/4	J&RC-9359/4
VICTOR REINZ	61-35055-00	JC0440000/4	J&RC-9126/4
VICTOR REINZ	61-35060-00	JC0440850/4	J&RC-9491/4
VICTOR REINZ	61-35085-00	JC2710050/6*	J&RC-9519/6*
VICTOR REINZ	61-35090-00	JC2710010/6*	J&RC-9515/6*
VICTOR REINZ	61-35160-10	JC0481020/4	J&RC-9581/4
VICTOR REINZ	61-35380-00	JC2180210/4*	J&RC-9548/4*
VICTOR REINZ	61-35385-00	JC0100600/4*	J&RC-9449/4*
VICTOR REINZ	61-35390-00	JC1210020/6	J&RC-9529/6
VICTOR REINZ	61-35415-00	JC0590010/4* 1,42	J&RC-9357/4* 1,42
VICTOR REINZ	61-35415-10	JC0590010/4* 1,52	J&RC-9357/4* 1,52
VICTOR REINZ	61-35415-20	JC0590010/4* 1,62	J&RC-9357/4* 1,62
VICTOR REINZ	61-35435-00	JC0590740/4	J&RC-9362/4
VICTOR REINZ	61-35590-00	JC0251200/4*	J&RC-9452/4*
VICTOR REINZ	61-35595-00	JC0250900/4*	J&RC-9479/4*
VICTOR REINZ	61-35600-00	JC1980270/4*	J&RC-9426/4*
VICTOR REINZ	61-35615-00	JC0251600/5	J&RC-9493/5
VICTOR REINZ	61-35740-00	JC1980020/4*	J&RC-9427/4*
VICTOR REINZ	61-35815-00	JC0440360/4* 1,30	J&RC-9453/4* 1,30
VICTOR REINZ	61-35815-10	JC0440360/4* 1,35	J&RC-9453/4* 1,35
VICTOR REINZ	61-35815-20	JC0440360/4* 1,40	J&RC-9453/4* 1,40
VICTOR REINZ	61-35815-40	JC0440360/4* 1,50	J&RC-9453/4* 1,50
VICTOR REINZ	61-36000-00	JC0701040/6*	J&RC-9379/6*
VICTOR REINZ	61-36075-00	JC0130510/4	J&RC-2301/4
VICTOR REINZ	61-36540-00	JC0180310/4*	J&RC-9368/4*
VICTOR REINZ	61-52200-00	JC0030120/4	J&RC-9609/4
VICTOR REINZ	61-52330-00	JC0141100/4*	J&RC-9623/4*
VICTOR REINZ	61-52330-10	JC0141100/4*	J&RC-9623/4*
VICTOR REINZ	61-52360-00	JC0510790/4*	J&RC-9501/4*
VICTOR REINZ	61-52480-00	JC0100560/4*	J&RC-9440/4*
VICTOR REINZ	61-52560-00	JC0080100/4*	J&RC-9545/4*
VICTOR REINZ	61-52565-00	JC2020400/3*	J&RC-9448/3*
VICTOR REINZ	61-52645-00	JC0080020/4*	J&RC-9323/4*
VICTOR REINZ	61-52650-00	JC2020400/3*	J&RC-9448/3*
VICTOR REINZ	61-52690-00	JC0510790/4*	J&RC-9501/4*
VICTOR REINZ	61-52720-00	JC0030110/4*	J&RC-9607/4*
VICTOR REINZ	61-52750-20	JC0631200/4* 1,55	J&RC-9567/4* 1,55
VICTOR REINZ	61-52750-30	JC0631200/4* 1,65	J&RC-9567/4* 1,65
VICTOR REINZ	61-52785-00	JC0100650/4*	J&RC-9461/4*
VICTOR REINZ	61-52820-00	JC0030100/4* 1,20	J&RC-9606/4* 1,20
VICTOR REINZ	61-52820-10	JC0030100/4* 1,30	J&RC-9606/4* 1,30
VICTOR REINZ	61-52820-20	JC0030100/4* 1,25	J&RC-9606/4* 1,25
VICTOR REINZ	61-52875-00	JC2020100/4*	J&RC-9443/4*
VICTOR REINZ	61-52960-00	JC0510790/4*	J&RC-9501/4*
VICTOR REINZ	61-52970-00	JC0100630/4*	J&RC-9459/4*
VICTOR REINZ	61-52990-00	JC2250300/4*	J&RC-9556/4*
VICTOR REINZ	61-52995-00	JC2250200/4	J&RC-9555/4
VICTOR REINZ	61-53000-00	JC2250000/4*	J&RC-9551/4*
VICTOR REINZ	61-53005-00	JC0141030/3*	J&RC-9413/3*
VICTOR REINZ	61-53010-00	JC0080030/4	J&RC-9324/4

Descrição do Produto / Radical MAHLE / Radical Metal Leve: Junta do Coletor de Escape / JA / JA ;
 Junta do Coletor de Admissão / JAA / JAA; Junta do Coletor de Admissão e Escape / JAAE / JAAE;
 Junta do Carter / JAC / JAC; Junta da Tampa de Válvulas / JAV / JAV; Junta da Válvula Termostática / JAVT / JAVT;
 Junta do Cabeçote / JC / J&RC; Jogo de Juntas Inferior do Motor / JI / J&RI; Jogo de Juntas do Motor / JM / J&RM;
 Jogo de Juntas Superior do Motor / JS / J&RS; Jogo de Parafusos do Cabeçote / PF / PF;
 * Itens sob Consulta



© MAHLE 2019/2020 | 511

CONVERSÕES		CÓDIGO MAHLE	CÓDIGO METAL LEVE
FABRICANTE	CÓDIGO		
VICTOR REINZ	61-53020-20	JC0240110/4* 1,70	J&RC-9513/4* 1,70
VICTOR REINZ	61-53065-00	JC0591400/4*	J&RC-9570/4*
VICTOR REINZ	61-53095-00	JC0631700/4*	J&RC-9572/4*
VICTOR REINZ	61-53125-00	JC0870600/4	J&RC-9552/4
VICTOR REINZ	61-53250-00	JC1950420/4*	J&RC-9591/4*
VICTOR REINZ	61-53305-00	JC0141010/4	J&RC-9411/4
VICTOR REINZ	61-53310-00	JC1950400/4*	J&RC-9458/4*
VICTOR REINZ	61-53505-00	JC0632000/4*	J&RC-9577/4*
VICTOR REINZ	61-61890-00	JC1400165/4	J&RC-9630/4
VICTOR REINZ	70-26391-00	JAV1950310/4* JUNTA TAMPA VÁLVULA	JAV9366/4* JUNTA TAMPA VÁLVULA
VICTOR REINZ	70-27116-10	JAV0760115/6* JUNTA TAMPA VÁLVULA	JAV9372/6* JUNTA TAMPA VÁLVULA
VICTOR REINZ	70-27334-00	JAV0140380/6* JUNTA TAMPA VÁLVULA	JAV9471/6* JUNTA TAMPA VÁLVULA
VICTOR REINZ	70-28233-00	JAV0140300/4* JUNTA TAMPA VÁLVULA	JAV9074/4* JUNTA TAMPA VÁLVULA
VICTOR REINZ	70-28484-00	JAV1400150/4* JUNTA TAMPA VÁLVULA	JAV9397/4* JUNTA TAMPA VÁLVULA
VICTOR REINZ	70-31036-00	JAV1400210/6* JUNTA TAMPA VÁLVULA	JAV9403/6* JUNTA TAMPA VÁLVULA
VICTOR REINZ	70-31037-00	JAV0180370/4* JUNTA TAMPA VÁLVULA	JAV9370/4* JUNTA TAMPA VÁLVULA
VICTOR REINZ	70-31146-00	JAV0440760/4 JUNTA TAMPA VÁLVULA	JAV9477/4 JUNTA TAMPA VÁLVULA
VICTOR REINZ	70-31697-00	JAV0701000/4* JUNTA TAMPA VÁLVULA	JAV9375/4* JUNTA TAMPA VÁLVULA
VICTOR REINZ	70-34333-00	JAV0591110/4* JUNTA TAMPA VÁLVULA	JAV9165/4* JUNTA TAMPA VÁLVULA
VICTOR REINZ	70-35238-00	JAV0180693/4* JUNTA TAMPA VÁLVULA	JAV9268/4* JUNTA TAMPA VÁLVULA
VICTOR REINZ	70-52244-00	JAV1950010/4* JUNTA TAMPA VÁLVULA	JAV9115/4* JUNTA TAMPA VÁLVULA
VICTOR REINZ	70-52246-00	JAV1950010/4* JUNTA TAMPA VÁLVULA	JAV9115/4* JUNTA TAMPA VÁLVULA
VICTOR REINZ	70-52463-00	JAAE1950010/4* ADMISSÃO / ESCAPE	JAAE9115/4* ADMISSÃO / ESCAPE
VICTOR REINZ	70-52509-00	JAV0590610/4* JUNTA TAMPA VÁLVULA	JAV9553/4* JUNTA TAMPA VÁLVULA
VICTOR REINZ	71-26391-00	JAV1950310/4* JUNTA TAMPA VÁLVULA	JAV9366/4* JUNTA TAMPA VÁLVULA
VICTOR REINZ	71-27116-10	JAV0760115/6* JUNTA TAMPA VÁLVULA	JAV9372/6* JUNTA TAMPA VÁLVULA
VICTOR REINZ	71-27334-00	JAV0140380/6* JUNTA TAMPA VÁLVULA	JAV9471/6* JUNTA TAMPA VÁLVULA
VICTOR REINZ	71-28233-00	JAV0140300/4* JUNTA TAMPA VÁLVULA	JAV9074/4* JUNTA TAMPA VÁLVULA
VICTOR REINZ	71-31037-00	JAV0180370/4* JUNTA TAMPA VÁLVULA	JAV9370/4* JUNTA TAMPA VÁLVULA
VICTOR REINZ	71-31146-00	JAV0440760/4 JUNTA TAMPA VÁLVULA	JAV9477/4 JUNTA TAMPA VÁLVULA
VICTOR REINZ	71-31697-00	JAV0701000/4* JUNTA TAMPA VÁLVULA	JAV9375/4* JUNTA TAMPA VÁLVULA
VICTOR REINZ	71-33617-00	JAAE0180530/4* ADMISSÃO / ESCAPE	JAAE9328/4* ADMISSÃO / ESCAPE
VICTOR REINZ	71-33621-00	JAA0010050/4 JUNTA ADMISSÃO	JAA9183/4 JUNTA ADMISSÃO
VICTOR REINZ	71-33668-00	JAV0440800/4* JUNTA TAMPA VÁLVULA	JAV9484/4* JUNTA TAMPA VÁLVULA
VICTOR REINZ	71-33828-00	JAV0591080/6 JUNTA TAMPA VÁLVULA	JAV9437/6 JUNTA TAMPA VÁLVULA
VICTOR REINZ	71-33934-00	JAC0010050/4* JUNTA TAMPA DO CÂRTER	JAC9183/4* JUNTA TAMPA DO CÂRTER
VICTOR REINZ	71-33962-00	JAA0010090/4 JUNTA DO COLETOR ESCAPE	JAA9360/4 JUNTA DO COLETOR ESCAPE
VICTOR REINZ	71-34333-00	JAV0591110/4* JUNTA TAMPA VÁLVULA	JAV9165/4* JUNTA TAMPA VÁLVULA
VICTOR REINZ	71-34359-00	JAC0180400/4* JUNTA TAMPA DO CÂRTER	JAC9327/4 JUNTA* TAMPA DO CÂRTER
VICTOR REINZ	71-34459-00	JAV0180210/4* JUNTA TAMPA VÁLVULA	JAV9326/4* JUNTA TAMPA VÁLVULA
VICTOR REINZ	71-35007-00	JAV0480750/4* JUNTA TAMPA VÁLVULA	JAV9576/4* JUNTA TAMPA VÁLVULA
VICTOR REINZ	71-35251-00	JAV0440000/4* JUNTA TAMPA VÁLVULA	JAV9126/4* JUNTA TAMPA VÁLVULA
VICTOR REINZ	71-35377-00	JAA0480750/4* JUNTA ADMISSÃO	JAA9576/4* JUNTA ADMISSÃO
VICTOR REINZ	71-35484-00	JAV1980240/4* JUNTA TAMPA VÁLVULA	JAV9486/4* JUNTA TAMPA VÁLVULA
VICTOR REINZ	71-52284-00	JAC0510790/4* JUNTA TAMPA DO CÂRTER	JAC9501/4* JUNTA TAMPA DO CÂRTER
VICTOR REINZ	71-52861-00	JAV0590610/4* JUNTA TAMPA VÁLVULA	JAV9553/4* JUNTA TAMPA VÁLVULA
VICTOR REINZ	71-52871-00	JAV0591190/4* JUNTA TAMPA VÁLVULA	JAV9538/4* JUNTA TAMPA VÁLVULA
VICTOR REINZ	71-52903-00	JAA1950300/4* JUNTA ADMISSÃO	JAA9365/4* JUNTA ADMISSÃO
VICTOR REINZ	71-52982-00	JAAE0630010/4 ADMISSÃO / ESCAPE	JAAE9101/4 ADMISSÃO / ESCAPE
VICTOR REINZ	CS5942	J10100610/4*	J&RI-9553/4*
VICTOR REINZ	FS3675	JM0100590/4*	J&RM-9446/4*
VICTOR REINZ	FS3798W	JM0100590/4*	J&RM-9446/4*
VICTOR REINZ	FS3798X	JM0100590/4*	J&RM-9446/4*
VICTOR REINZ	FS3963	JM0480330/4*	J&RM-9214/4*
VICTOR REINZ	FS4920	JM0631300/4*	J&RM-9568/4*
VICTOR REINZ	FS5703Y	JM0100560/4*	J&RM-9440/4*
VICTOR REINZ	FS5707	JM0632300/4*	J&RM-9587/4*
VICTOR REINZ	FS5707W	JM0632300/4*	J&RM-9587/4*
VICTOR REINZ	FS5707Y	JM0632300/4*	J&RM-9587/4*
VICTOR REINZ	FS5747	JM0100620/6*	J&RM-9457/6*
VICTOR REINZ	FS5747X	JM0100620/6*	J&RM-9457/6*
VICTOR REINZ	FS5765X	JM0100580/6*	J&RM-9444/6*
VICTOR REINZ	FS5875	JM0100560/4*	J&RM-9440/4*
VICTOR REINZ	FS5875T	JM0100570/4*	J&RM-9442/4*
VICTOR REINZ	FS5878	JM0591190/4*	J&RM-9538/4*
VICTOR REINZ	FS5878	JM2080000/4*	J&RM-9502/4*
VICTOR REINZ	HS3464VH	JS0100650/4*	J&RS-9461/4*
VICTOR REINZ	HS3657	JM2080000/4*	J&RM-9502/4*

Descrição do Produto / Radical MAHLE / Radical Metal Leve: Junta do Coletor de Escape / JA / JA ; Junta do Coletor de Admissão / JAA / JAA; Junta do Coletor de Admissão e Escape / JAAE / JAAE; Junta do Câster / JAC / JAC; Junta da Tampa de Válvulas / JAV / JAV; Junta da Válvula Termostática / JAVT / JAVT; Junta do Cabeçote / JC / J&RC; Jogo de Juntas Inferior do Motor / JI / J&RI; Jogo de Juntas do Motor / JM / J&RM; Jogo de Juntas Superior do Motor / JS / J&RS; Jogo de Parafusos do Cabeçote / PF / PF;

* Itens sob Consulta

CONVERSÕES		CÓDIGO MAHLE	CÓDIGO METAL LEVE
FABRICANTE	CÓDIGO		
VICTOR REINZ	HS3738W	JS0180340/4*	J&RS-9369/4*
VICTOR REINZ	HS3799	JS1210010/4*	J&RS-9528/4*
VICTOR REINZ	HS3963	JS0480330/4*	J&RS-9214/4*
VICTOR REINZ	HS4051	JS0510720/2*	J&RS-9476/4*
VICTOR REINZ	HS4818	JS0591170/6*	J&RS-9530/4*
VICTOR REINZ	HS4920	JS0631300/4	J&RS-9568/4
VICTOR REINZ	HS54119	JS0100630/4*	J&RS-9459/4*
VICTOR REINZ	HS54119	JS0100660/4*	J&RS-9462/4*
VICTOR REINZ	HS54142	JS1950410/4*	J&RS-9590/4*
VICTOR REINZ	HS54150	JS0100520/6*	J&RS-9421/6*
VICTOR REINZ	HS54172	JS0100650/4*	J&RS-9461/4*
VICTOR REINZ	HS54173A	JS0631700/4*	J&RS-9572/4*
VICTOR REINZ	HS54216	JS0510770/4*	J&RS-9499/4*
VICTOR REINZ	HS54234	JS0510700/4*	J&RS-9363/4*
VICTOR REINZ	HS5713Y	JS1210020/6*	J&RS-9529/6*
VICTOR REINZ	HS5731A	JS0510620/4*	J&RS-9332/4*
VICTOR REINZ	HS5758	JS0180430/4*	J&RS-9465/4*
VICTOR REINZ	HS5765-2	JS0100580/6*	J&RS-9444/6*
VICTOR REINZ	HS5765X	JS0100580/6*	J&RS-9444/6*
VICTOR REINZ	HS5788W	JS0631300/4	J&RS-9568/4
VICTOR REINZ	HS5826	JS0030120/4*	J&RS-9609/4*
VICTOR REINZ	HS5874	JS0141030/3*	J&RS-9413/3*
VICTOR REINZ	HS5874A	JS0141030/3*	J&RS-9413/3*
VICTOR REINZ	HS5875	JS2080000/4	J&RS-9502/4
VICTOR REINZ	HS5875	JS2080040/4*	J&RS-9506/4*
VICTOR REINZ	HS5878	JS2080000/4	J&RS-9502/4
VICTOR REINZ	HS5887A	JS0591080/6	J&RS-9437/6
VICTOR REINZ	HS5923W	JS0510640/4*	J&RS-9334/4*
VICTOR REINZ	HS5928	JS0100610/6*	J&RS-9454/6*
VICTOR REINZ	HS5936C	JS0100500/4*	J&RS-9419/4*
VICTOR REINZ	HS5942	JS0591070/4*	J&RS-9436/4*
VICTOR REINZ	OS38142	JAC0510790/4* JUNTA TAMPA DO CÂRTER	JAC9501/4* JUNTA TAMPA DO CÂRTER
VICTOR REINZ	VS50008	JAV1950310/4* JUNTA TAMPA VÁLVULA	JAV9366/4* JUNTA TAMPA VÁLVULA
VICTOR REINZ	VS50042	JAV0080100/4* JUNTA TAMPA VÁLVULA	JAV9545/4* JUNTA TAMPA VÁLVULA
VICTOR REINZ	VS50054	JAV0100580/6* JUNTA TAMPA VÁLVULA	JAV9444/6* JUNTA TAMPA VÁLVULA
VICTOR REINZ	VS50135	JAV0591190/4* JUNTA TAMPA VÁLVULA	JAV9538/4* JUNTA TAMPA VÁLVULA

MAHLE

MAHLE Metal Leve S.A.
Rodovia Eng. João Tosello (SP 147), km 96
Limeira (SP), Brasil

 **0800 0150015**

www.mahle-aftermarket.com

PUBLICAÇÃO PARA O BRASIL

Versão: Abril 2019